



US00D378038S

United States Patent [19]

[11] Patent Number: **Des. 378,038**

Gaines

[45] Date of Patent: ****Feb. 18, 1997**

[54] TRAY

[76] Inventor: **Greg Gaines, 7227 Winchester #266, Memphis, Tenn. 38125**

[**] Term: **14 Years**

[21] Appl. No.: **45,827**

[22] Filed: **Oct. 31, 1995**

[52] U.S. Cl. **D7/551; D7/553**

[58] Field of Search **D7/543, 571, 546, D7/539, 549, 506, 544, 550, 701, 551, 614, 553, 554, 555, 556, 564, 566, 567, 613, 628, 629, 620, 590, 592, 596, 599, 598; 220/671; D9/307**

[56] **References Cited**

U.S. PATENT DOCUMENTS

D. 93,089 8/1934 Bode D7/549
D. 176,815 1/1956 Prentice et al. D7/549

D. 230,810 3/1974 Ryan D7/549 X
D. 312,949 12/1990 Persch D7/701 X
D. 314,508 2/1991 Pascual D9/307
D. 323,446 1/1992 Morse D7/590 X
D. 323,765 2/1992 Corthum D9/307 X
D. 360,214 7/1995 Loudon D7/701 X
1,962,556 6/1934 Eberhardt, Jr. D7/553 X
3,162,344 12/1964 Sabol D7/533 X

Primary Examiner—M. N. Pandozzi

[57] CLAIM

The ornamental design for tray, as shown and described.

DESCRIPTION

FIG. 1 is a top perspective view of a tray showing my new design;
FIG. 2 is a top view;
FIG. 3 is a rear elevational view; and,
FIG. 4 is a side elevational view.

1 Claim, 2 Drawing Sheets

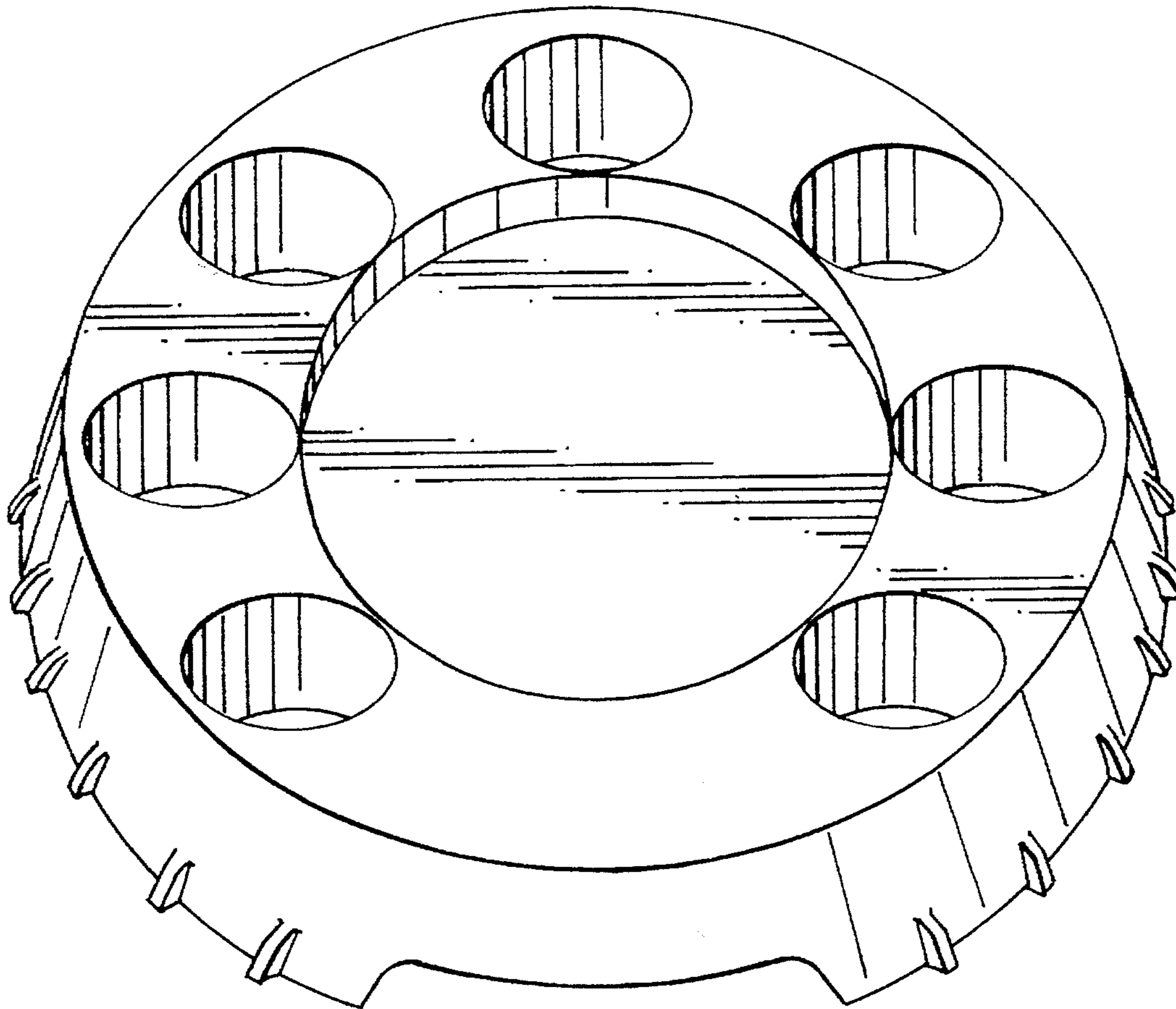


FIG. 1

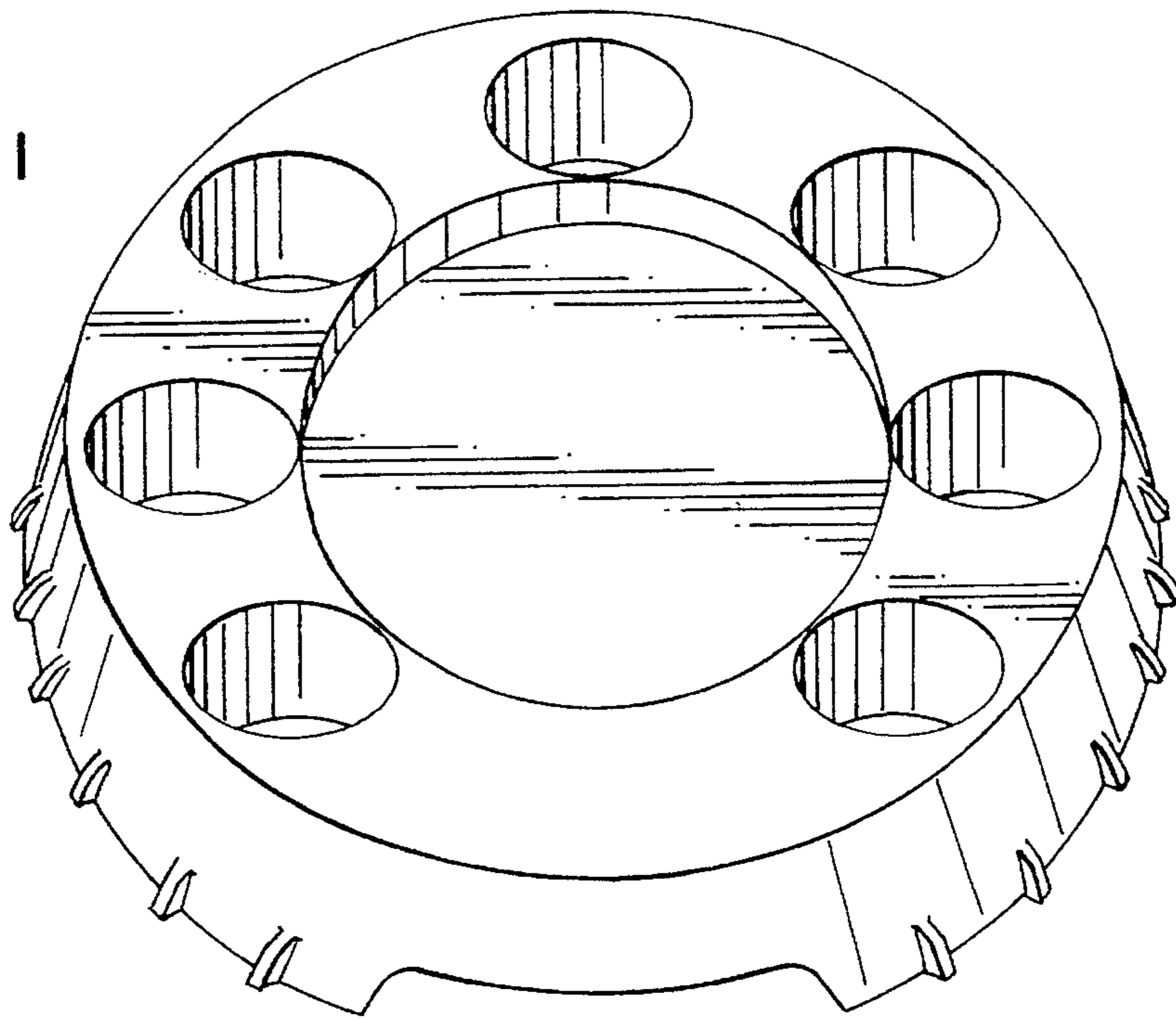
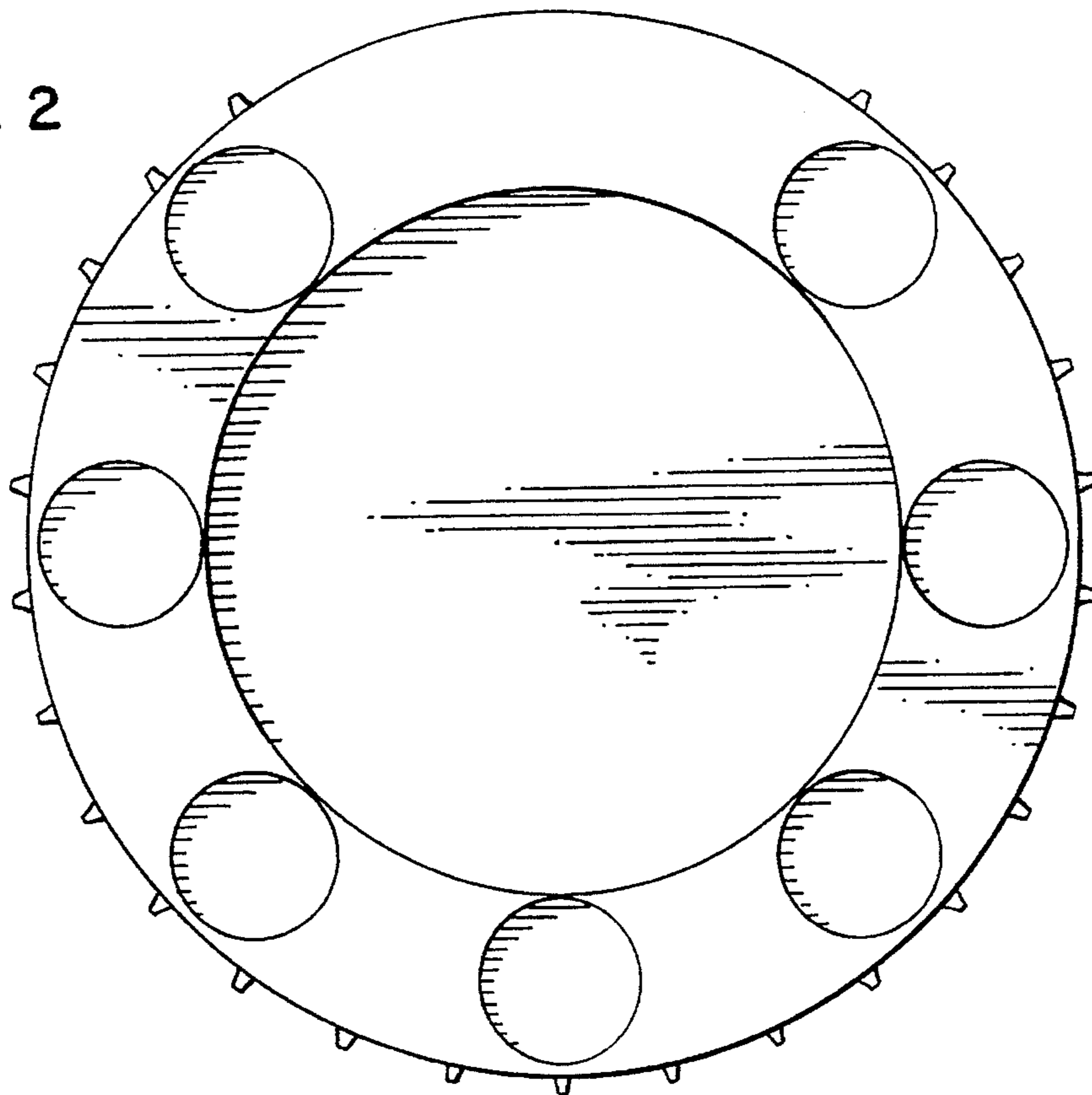


FIG. 2



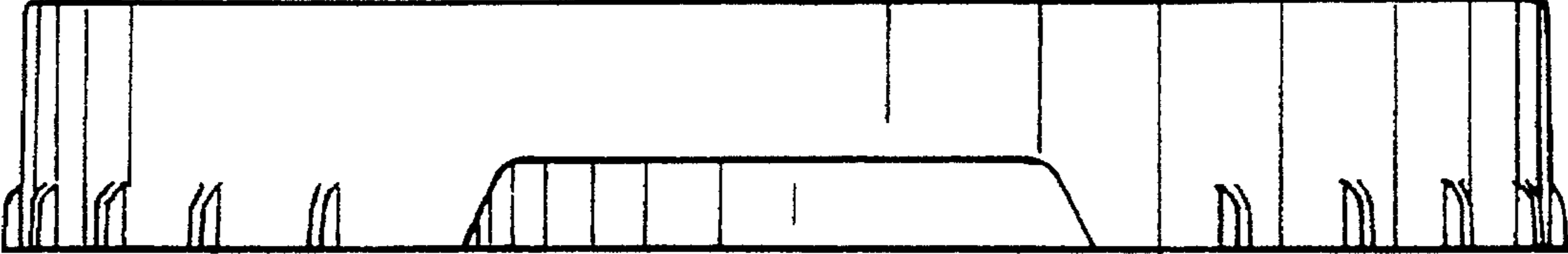


FIG. 3

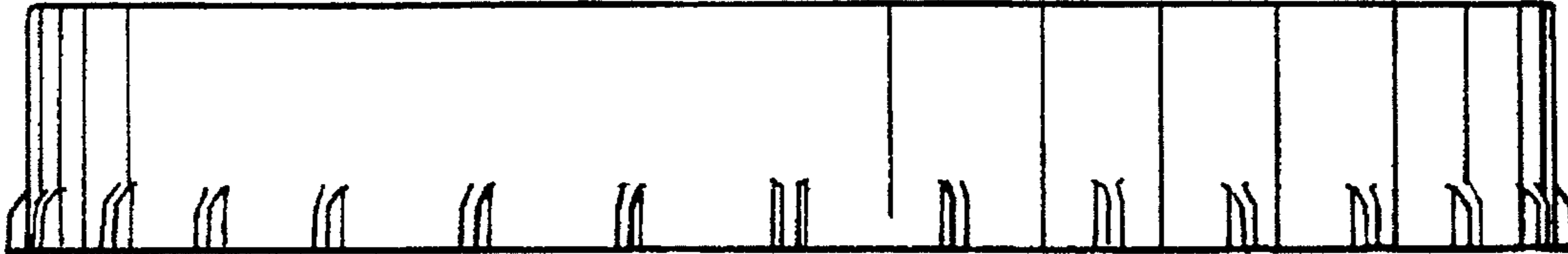


FIG. 4