



US00D378036S

United States Patent [19]

[11] Patent Number: **Des. 378,036**

Chang

[45] Date of Patent: ****Feb. 18, 1997**

[54] MAT

D. 250,323 11/1978 Fuentes-Gurza D11/100 X
5,375,271 12/1994 Frankel 4/583 X

[76] Inventor: **Y. W. Chang**, No. 81 Sz-Yueh Road,
Tai-Ping Village, Hou-Li Hsiang,
Taichung Hsien, Taiwan

Primary Examiner—B. J. Bullock
Assistant Examiner—Linda Brooks
Attorney, Agent, or Firm—Morton J. Rosenberg; David I. Klein

[**] Term: **14 Years**

[57] **CLAIM**

[21] Appl. No.: **48,337**

The ornamental design for a mat, as shown and described.

[22] Filed: **Dec. 26, 1995**

DESCRIPTION

[52] U.S. Cl. **D6/589**

[58] **Field of Search** D6/589; D11/100,
D11/127, 134, 158, 173; D20/11, 14, 24,
30; D9/310; D5/13, 14, 26; 4/580-583

FIG. 1 is a front elevational view of a mat showing my new design;
FIG. 2 is a left side elevational view thereof;
FIG. 3 is a right side elevational view thereof;
FIG. 4 is a top plan view thereof;
FIG. 5 is a bottom plan view thereof;
FIG. 6 is a rear elevational view thereof; and,
FIG. 7 is a perspective view thereof.

[56] **References Cited**

U.S. PATENT DOCUMENTS

D. 27,419 7/1897 Thompson D11/100
D. 75,719 7/1928 Colgan D11/100
D. 243,054 1/1977 Nelson D6/589

1 Claim, 5 Drawing Sheets






FIG. 1




FIG. 2




FIG. 3




FIG. 5




FIG. 4

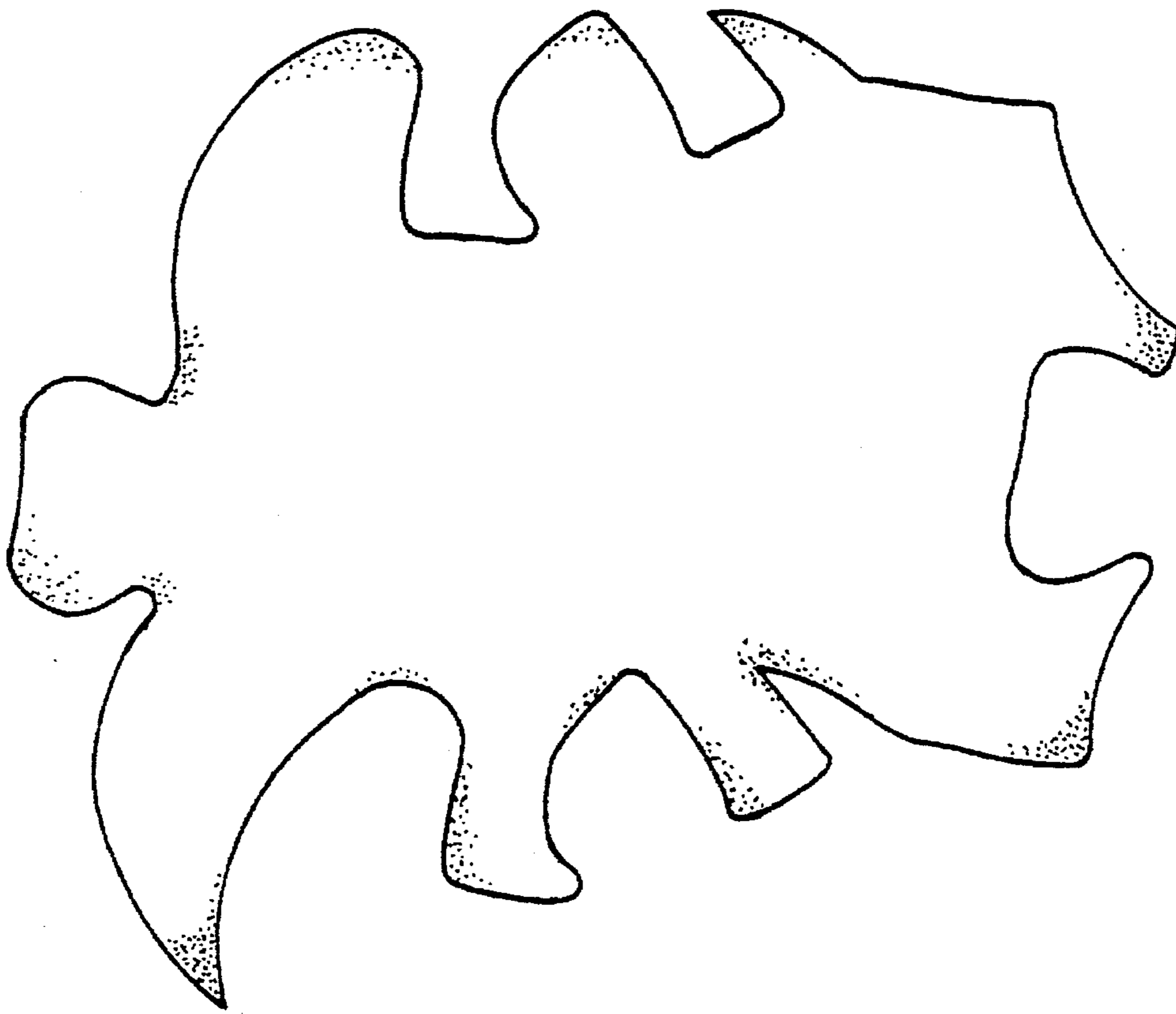


FIG. 6




FIG. 7