



US00D378030S

# United States Patent [19]

[11] Patent Number: **Des. 378,030**

**Palka**

[45] Date of Patent: **\*\*Feb. 18, 1997**

[54] LINEN CABINET

[76] Inventor: **James J. Palka**, 22351 W. Thornridge Dr., Kildeer, Ill. 60047

[\*\*] Term: **14 Years**

[21] Appl. No.: **44,231**

[22] Filed: **Sep. 21, 1995**

[52] U.S. Cl. .... **D6/445**

[58] Field of Search ..... D6/432-448; 312/204, 312/108, 258, 257, 287, 285, 223, 224

### [56] References Cited

#### U.S. PATENT DOCUMENTS

D. 110,268	6/1938	Carman	.....	D6/446
D. 167,884	10/1952	Gaines	.....	D6/396
D. 170,966	12/1953	Claus	.....	D6/436
D. 265,957	8/1982	Wolf et al.	.....	D6/446
D. 330,814	11/1992	Reuschel	.....	D6/437
D. 336,573	6/1993	Ball	.....	D6/446
D. 337,455	7/1993	Magnusson et al.	.....	D6/436
D. 339,252	9/1993	Martinez, Sr.	.....	D6/445
D. 339,699	9/1993	Martinez, Sr.	.....	D6/445
1,644,716	10/1927	Fain	.....	D6/436 X
3,425,763	2/1969	De Lynn	.....	312/258

#### OTHER PUBLICATIONS

"Francesca II" by Drexel ©1977 p. 7; lingerie chest on page.  
"Tiffany" by American of Martinsville ©1982, May 11, 1983, p. 7; Armoire on page.

Ikea 1994, p. 88; "Pax" wardrobe bottom of page.

*Primary Examiner*—Carmen H. Vales-Lado  
*Attorney, Agent, or Firm*—August E. Roehrig, Jr.

### [57] CLAIM

The ornamental design for a linen cabinet, as shown and described.

### DESCRIPTION

FIG. 1 is a front perspective view of a linen cabinet showing my new design;

FIG. 2 is a front elevational view of a linen cabinet showing my new design;

FIG. 3 is a right side elevational view, the left side elevational view is a mirror image thereof;

FIG. 4 is a top plan view;

FIG. 5 is an enlarged broken profile view of a cabinet door to better illustrate the contour thereof;

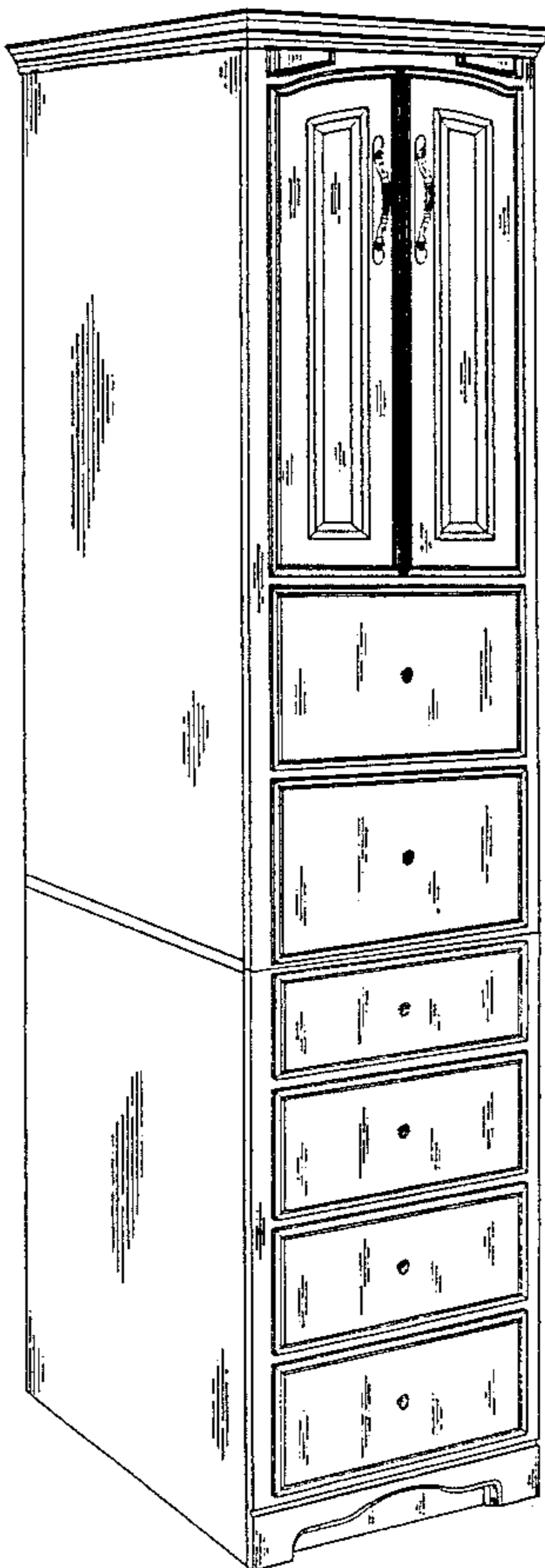
FIG. 6 is a cross-sectional view of FIG. 5 taken along lines 6—6 to better illustrate the contour thereof;

FIG. 7 is an enlarged top profile view of a drawer panel to better illustrate the contour thereof; and,

FIG. 8 is an enlarged cross-sectional view of a portion of the base taken along lines 8—8 to better illustrate the contour thereof.

The rear and bottom of the cabinet are flat and unornamented.

**1 Claim, 3 Drawing Sheets**



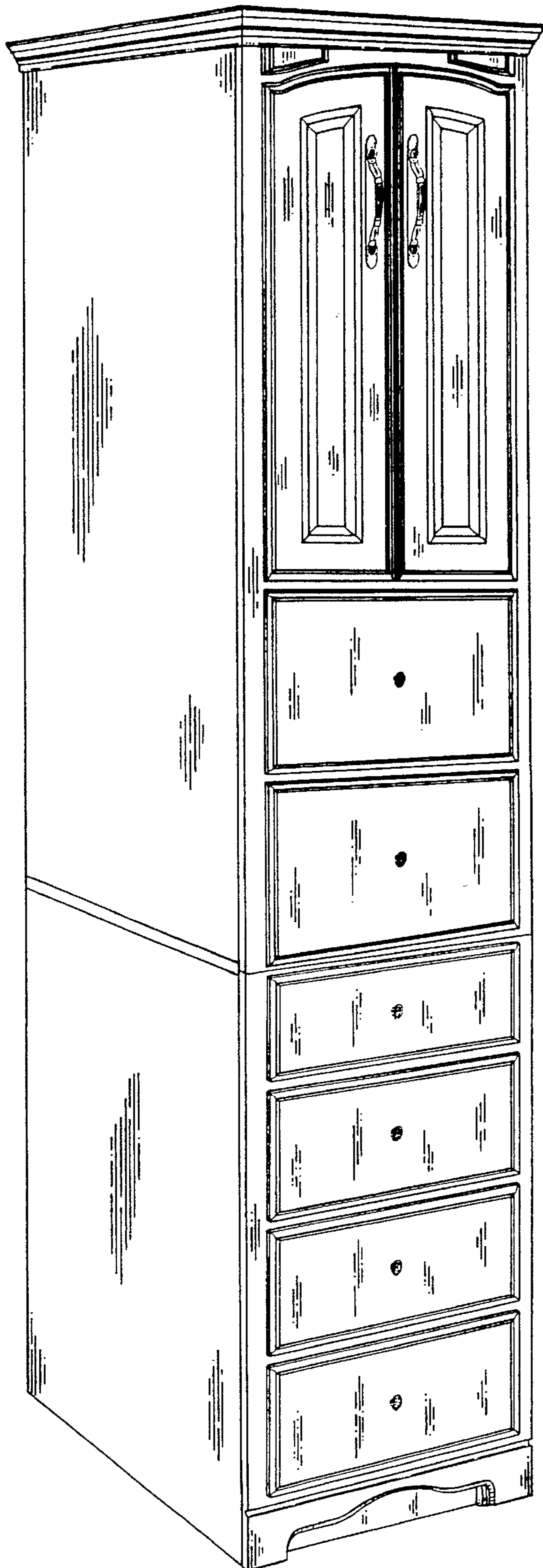


FIG. 1

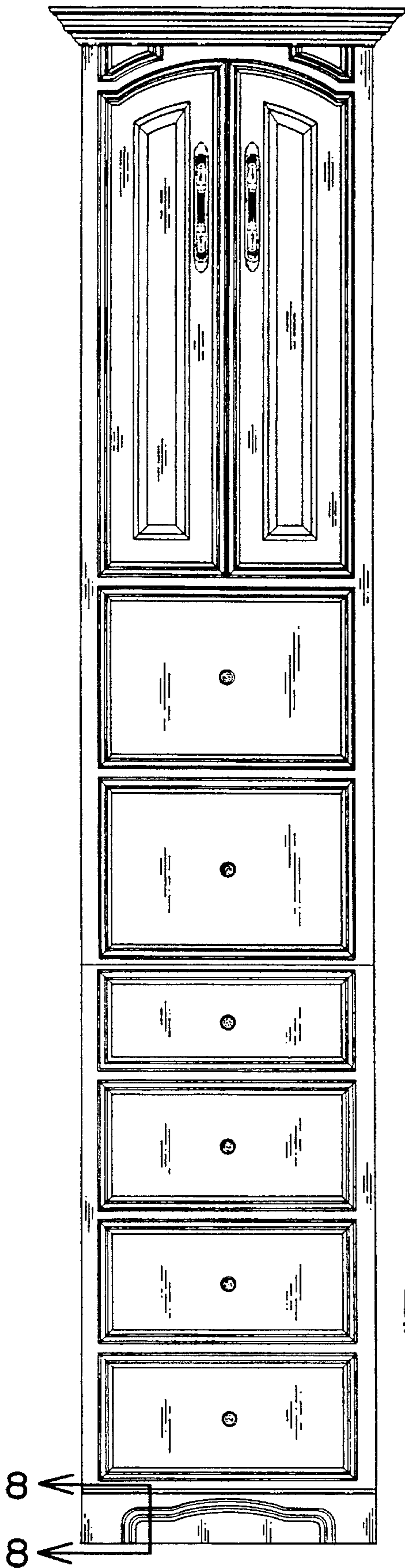


FIG. 2

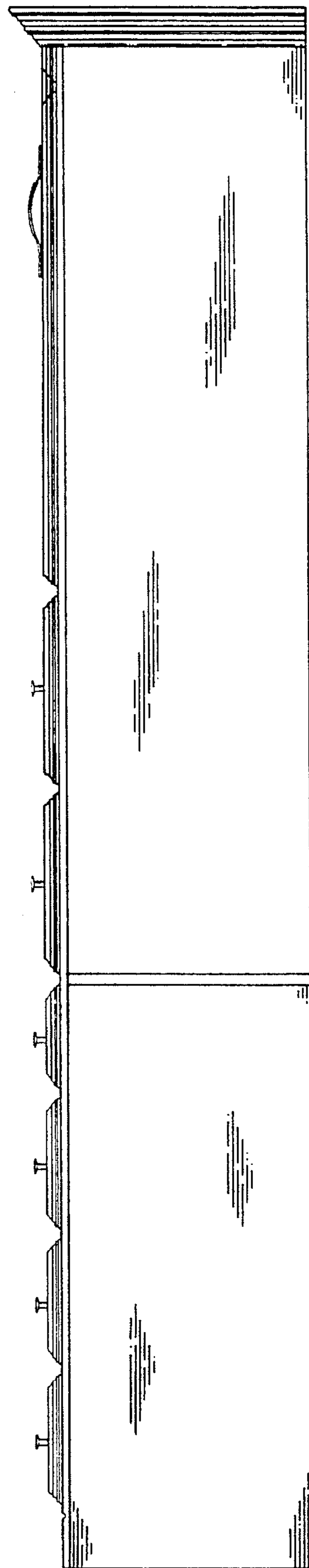


FIG. 3

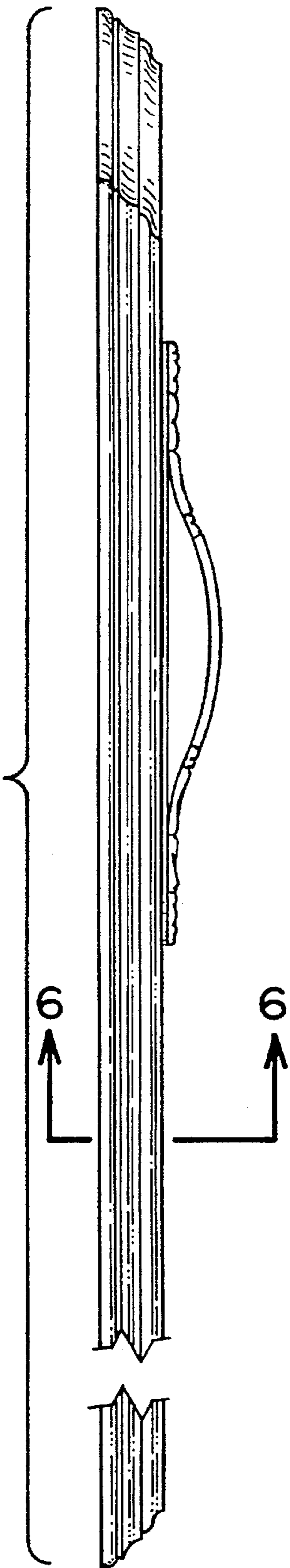


FIG. 5




FIG. 6




FIG. 7

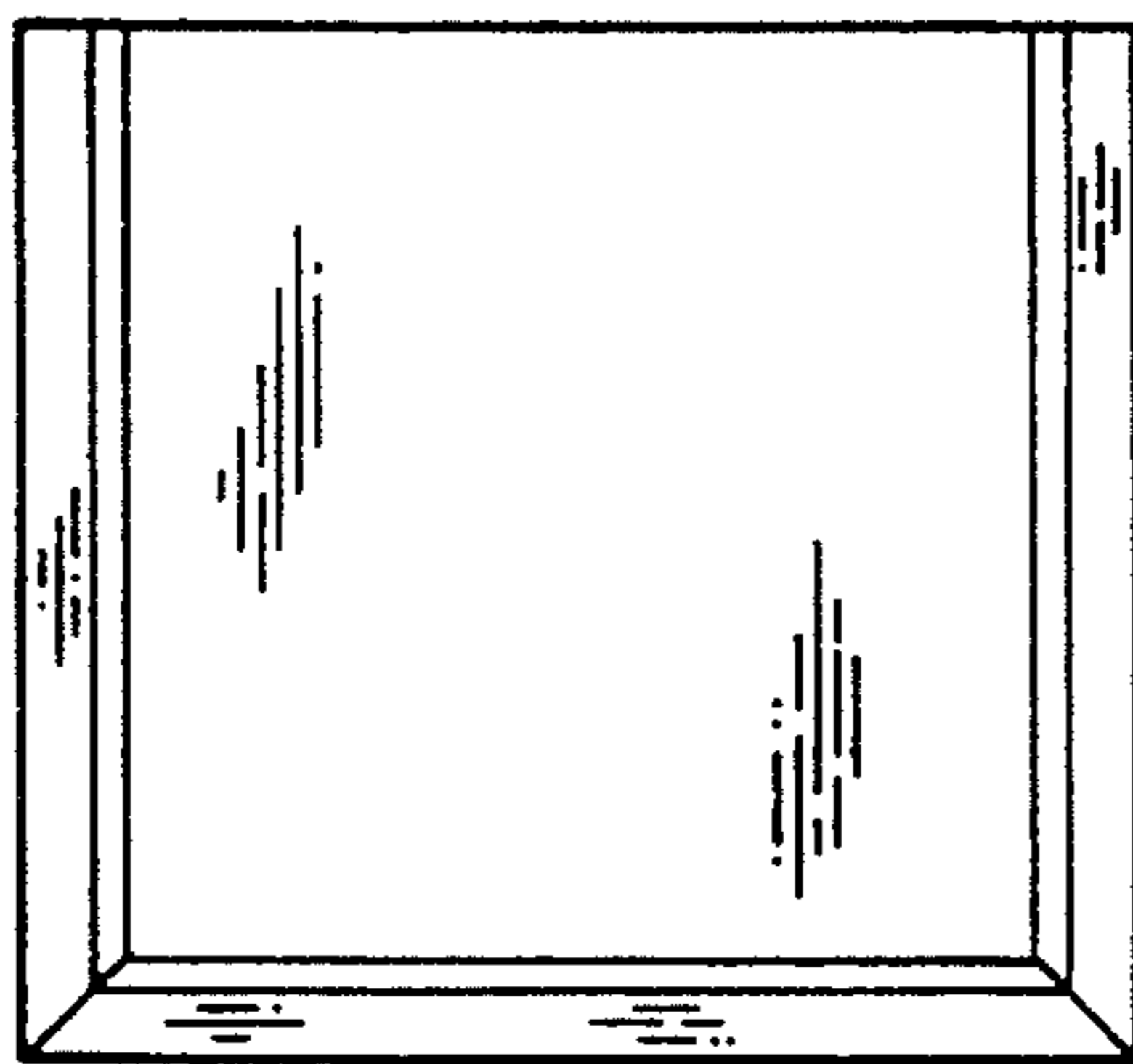


FIG. 4




FIG. 8