



US00D378023S

United States Patent [19]

[11] Patent Number: Des. 378,023

Grassey

[45] Date of Patent: **Feb. 18, 1997

[54] EYEGLASS HOLDER

[76] Inventor: George R. Grassey, 6 Capitol Rd.,
Milford, Mass. 01757

[**] Term: 14 Years

[21] Appl. No.: 53,095

[22] Filed: Apr. 16, 1996

[52] U.S. Cl. D3/266; D8/373

[58] Field of Search D8/373; D3/266,
D3/265; D6/553; 248/902, 309.1, 205.5,
205.3

[56] References Cited

U.S. PATENT DOCUMENTS

D. 289,725	5/1987	Lemay	D6/553 X
D. 334,533	4/1993	Brunner	D8/373
5,046,696	9/1991	Lee	248/902 X

Primary Examiner—Holly H. Baynham
Attorney, Agent, or Firm—John P. McGonagle

[57] CLAIM

The ornamental design for an eyeglass holder, as shown and described.

DESCRIPTION

FIG. 1 is a perspective view of a eyeglass holder embodying my new design, the broken line showing of the spectacles being for illustrative purposes only and forming no part of the claimed design;

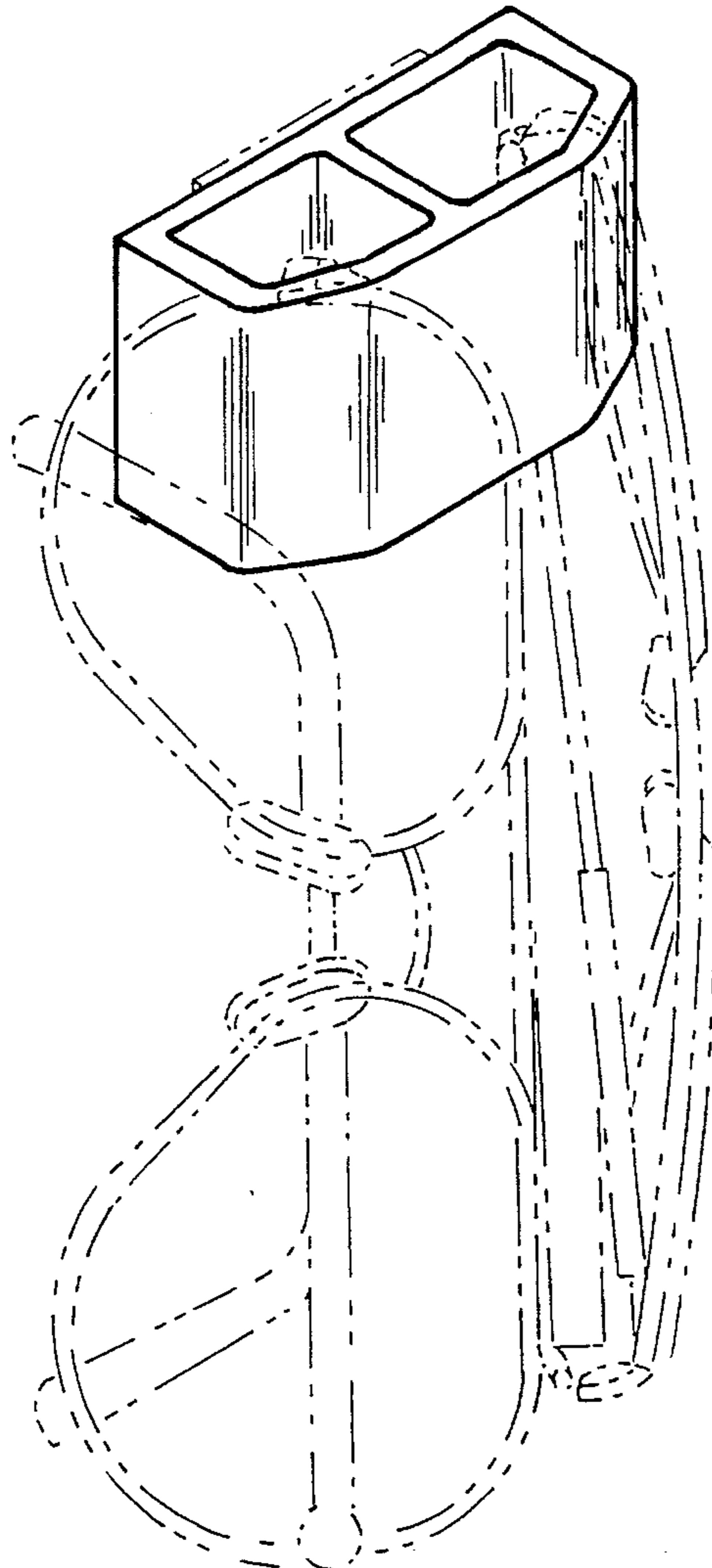
FIG. 2 is a top view thereof, the side opposite being a mirror image thereof, the broken line showing of an attachment pad on the back of the holder being for illustrative purposes only and forming no part of the claimed design;

FIG. 3 is a front view thereof;

FIG. 4 is a back view thereof, the broken line showing of an attachment pad on the back of the holder being for illustrative purposes only and forming no part of the claimed design; and,

FIG. 5 is a side view thereof, the side opposite being a mirror image thereof, the broken line showing of an attachment pad on the back of the holder being for illustrative purposes only and forming no part of the claimed design.

1 Claim, 2 Drawing Sheets



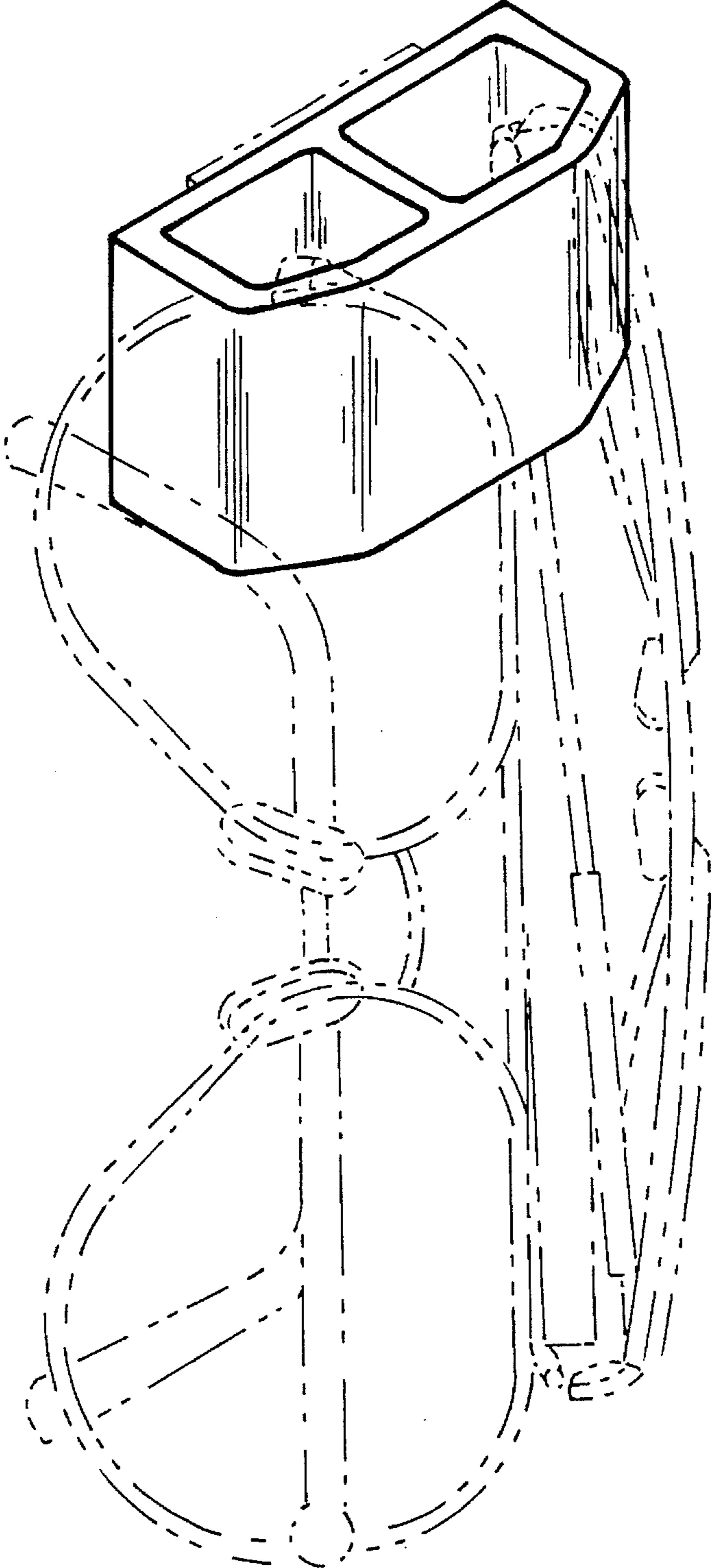


FIG. 1

FIG. 2




FIG. 3

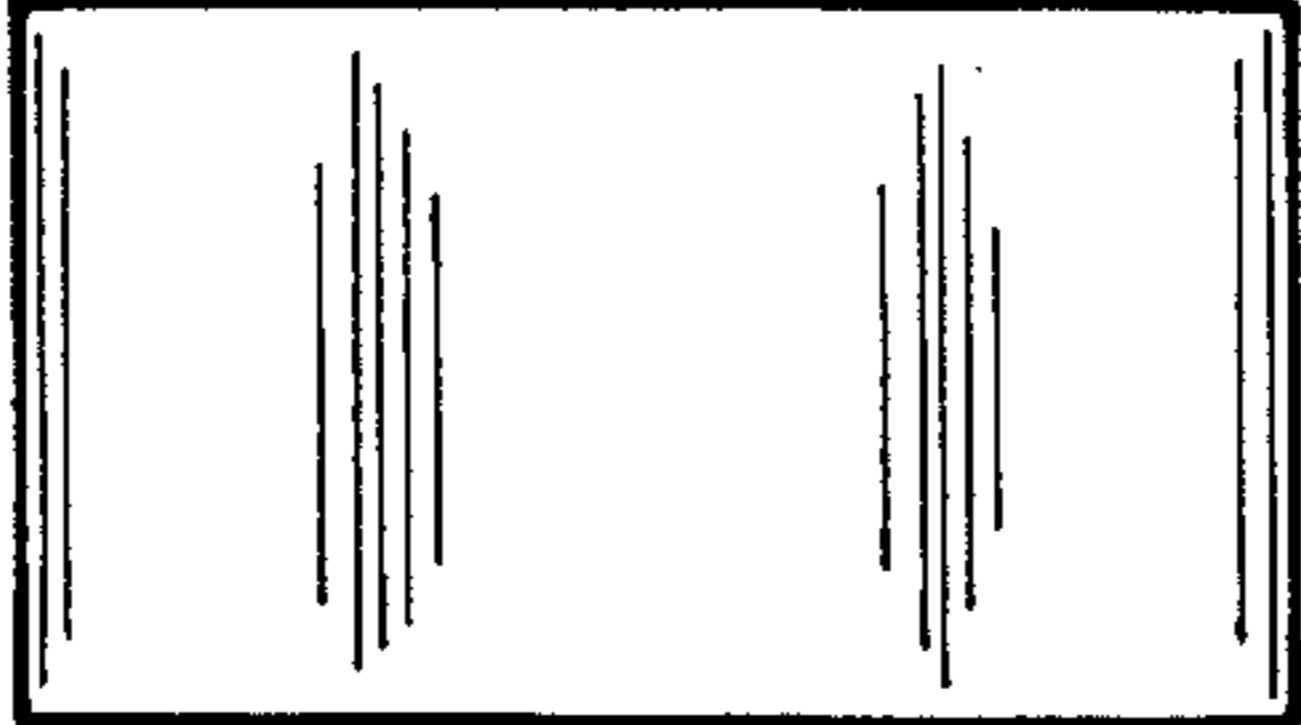


FIG. 4




FIG. 5

