



US00D378016S

# United States Patent [19]

[11] Patent Number: **Des. 378,016**

Armbruster et al.

[45] Date of Patent: **\*\*Feb. 18, 1997**

[54] **CANISTER FOR SHAVING ITEMS**

[76] Inventors: **Joseph M. Armbruster; Sue B. Armbruster**, both of 2700 NE. 47 St., Lighthouse Point, Fla. 33064

[\*\*] Term: **14 Years**

[21] Appl. No.: **37,060**

[22] Filed: **Apr. 3, 1995**

[52] U.S. Cl. .... **D3/205; D9/428**

[58] Field of Search ..... D3/201, 203, 205, D3/217, 226, 231, 273, 274, 318, 319, 302, 323, 901, 206; D7/391, 392.1, 538; D9/307, 339, 420, 421, 422, 423, 424, 428, 434, 435, 504; D19/78; 206/37, 37 R, 38, 38 R, 39, 349, 352, 457, 531; 220/4.21, 4.22, 4.23, 4.24, 213, 306; 224/202; 248/314; 383/117, 907

[56] **References Cited**

**U.S. PATENT DOCUMENTS**

D. 315,101 3/1991 Goldstein et al. .... D9/435  
5,305,882 4/1994 Kaplan et al. .... 206/349

**FOREIGN PATENT DOCUMENTS**

9300267 1/1993 WIPO ..... 206/457

*Primary Examiner*—Louis S. Zarfes  
*Assistant Examiner*—Monica A. Hannon  
*Attorney, Agent, or Firm*—Jacobson, Price, Holman & Stern, PLLC

[57] **CLAIM**

The ornamental design for a canister for shaving items, as shown and described.

**DESCRIPTION**

FIG. 1 is a perspective view of the canister for shaving items showing the new design;

FIG. 2 is a top plan view thereof;

FIG. 3 is an exploded perspective view of a removable top component and base component thereof with the broken line showing of shaving items for illustrative purposes only and forming no part of the claimed design;

FIG. 4 is a side elevational view thereof;

FIG. 5 is a bottom plan view of a removable top component thereof;

FIG. 6 is a top plan view of a base component thereof; and,

FIG. 7 is a bottom plan view thereof.

**1 Claim, 2 Drawing Sheets**




FIG. 1




FIG. 2

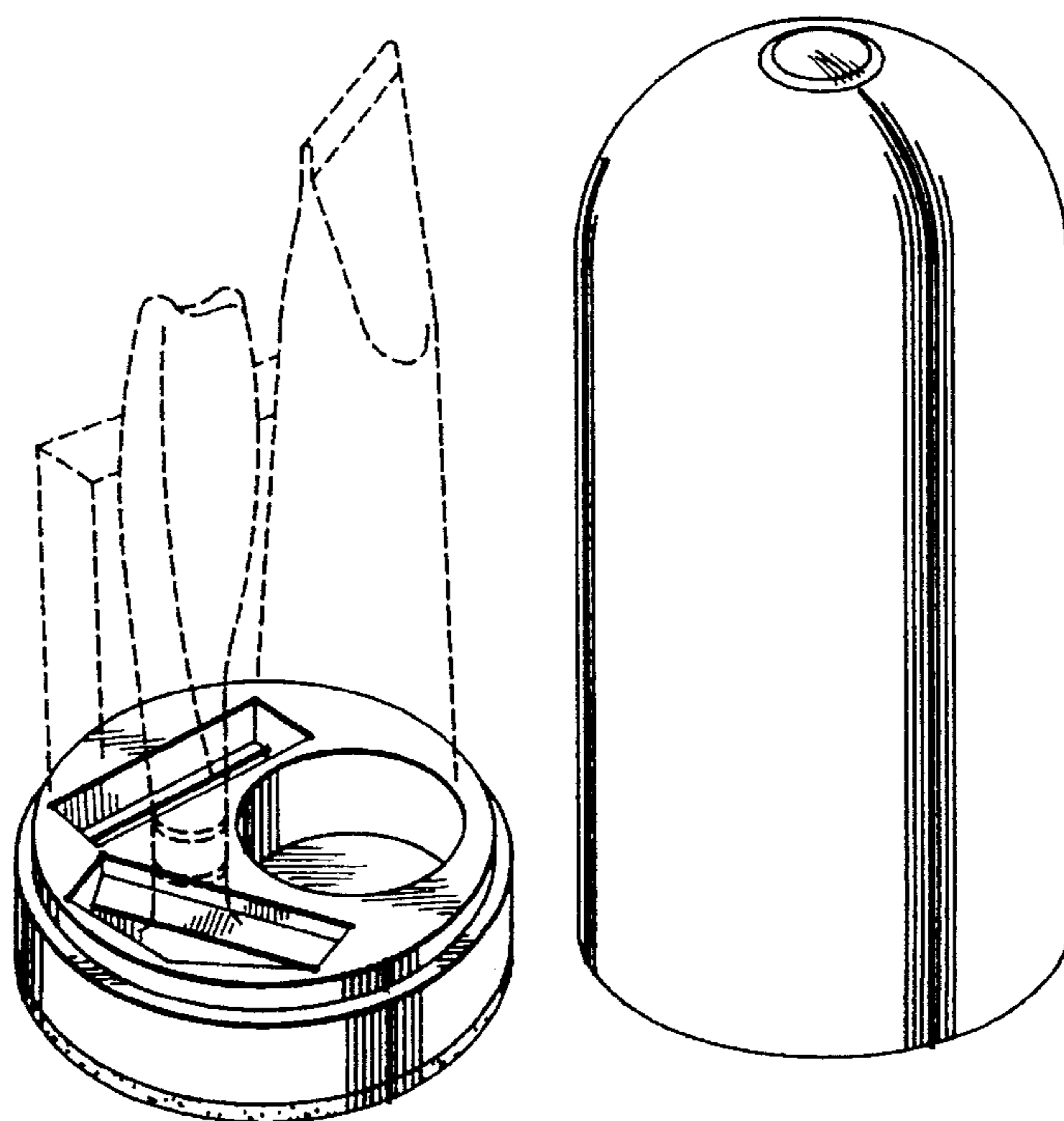
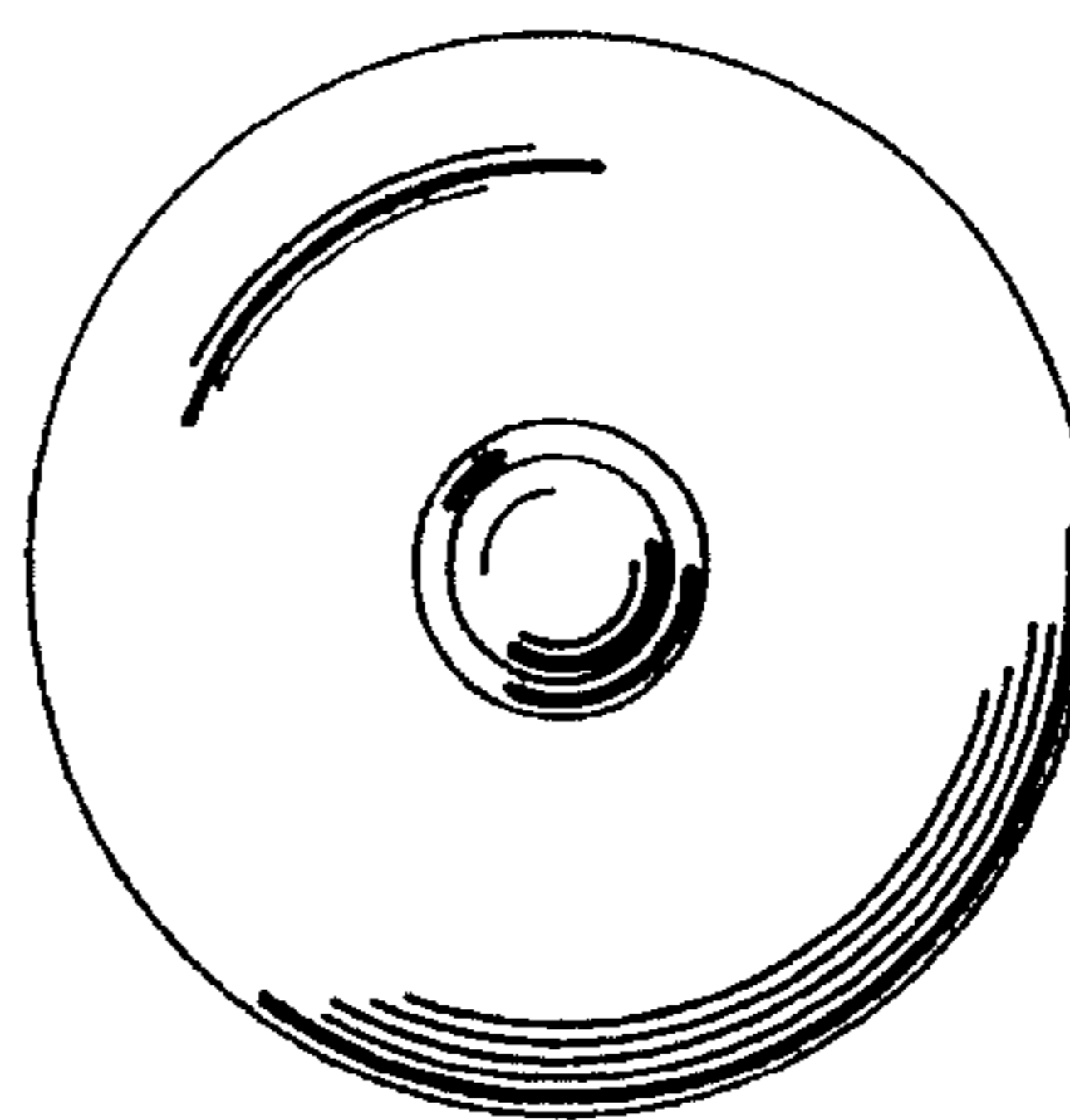


FIG. 3

FIG. 4




FIG. 5




FIG. 6




FIG. 7

