



US00D378007S

United States Patent [19]

[11] **Patent Number: Des. 378,007**

Dean

[45] **Date of Patent: **Feb. 18, 1997**

[54] **TIE SHIELD AND POCKET**

[76] Inventor: **John A. Dean**, 1205 Earl Cir.,
Anaheim, Calif. 92806

[**] Term: **14 Years**

[21] Appl. No.: **48,211**

[22] Filed: **Dec. 22, 1995**

[52] U.S. Cl. **D2/609; D2/605**

[58] Field of Search D2/600, 601, 602,
D2/604, 605, 609; 2/46, 49, 52, 59, 144,
145, 146, 157, 247

[56] **References Cited**

U.S. PATENT DOCUMENTS

D. 307,352	4/1990	Donnie et al.	D2/609
517,769	4/1894	Selowsky	2/144
1,550,134	8/1925	Whitney	D2/605 X
2,423,581	7/1947	Clark	2/144 X
2,568,544	9/1951	Head	2/46
3,206,765	9/1965	Sherman	2/144

3,618,138	11/1971	Retzkin	2/46
3,744,058	7/1973	Bond	2/157
4,716,595	1/1988	Camphous	2/46
5,042,087	8/1991	Lewis	2/52
5,435,011	7/1995	Nicolai et al.	2/144 X

Primary Examiner—Paula A. Mortimer

[57] **CLAIM**

The ornamental design for a tie shield and pocket, as shown and described.

DESCRIPTION

FIG. 1 is a front elevational view of the a tie shield and pocket showing my new design;
FIG. 2 is a rear elevational view thereof;
FIG. 3 is a right view thereof;
FIG. 4 is a left view thereof;
FIG. 5 is a top plan view thereof;
FIG. 6 is a bottom plan view thereof; and,
FIG. 7 is an isometric view thereof.

1 Claim, 3 Drawing Sheets

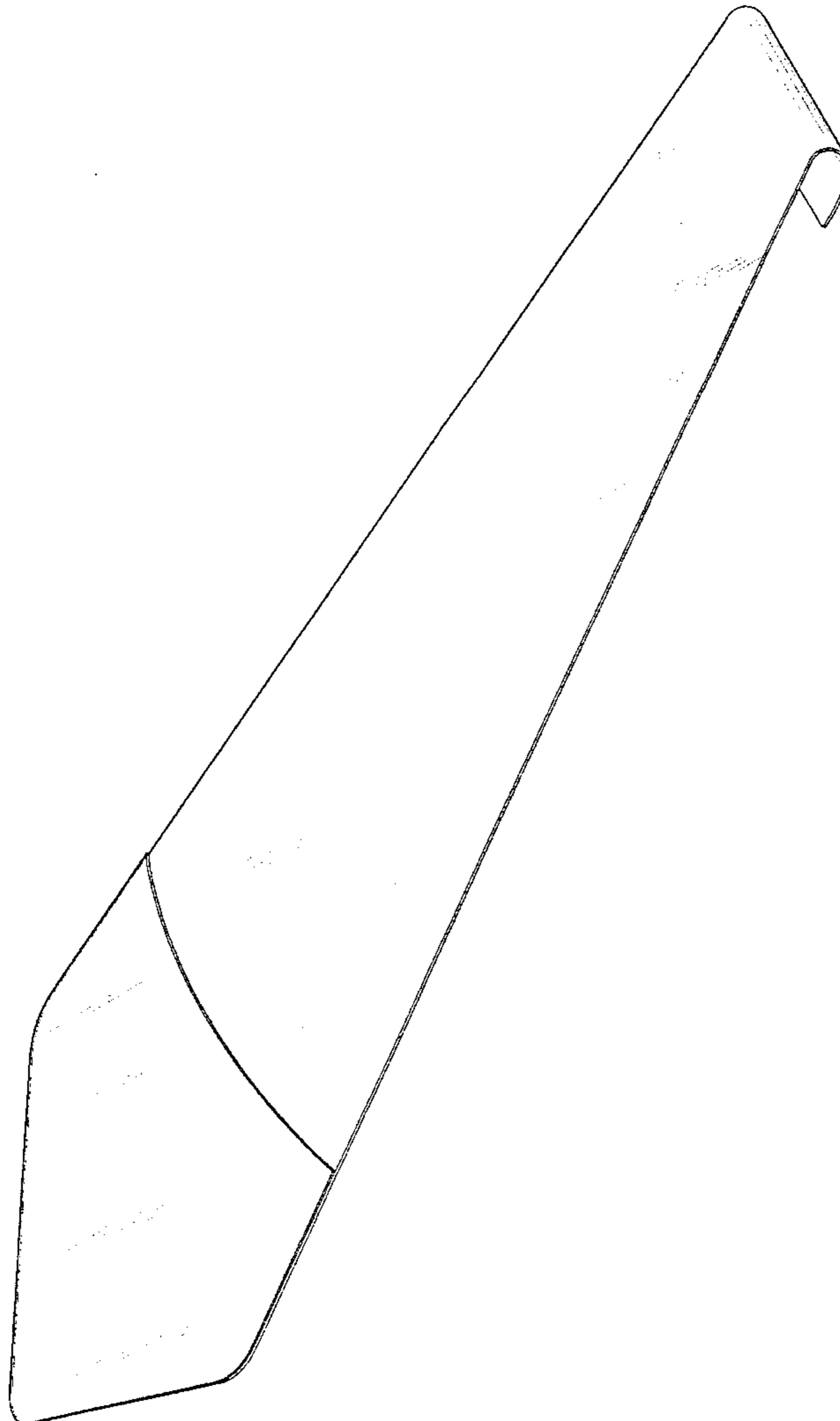


FIG. 1

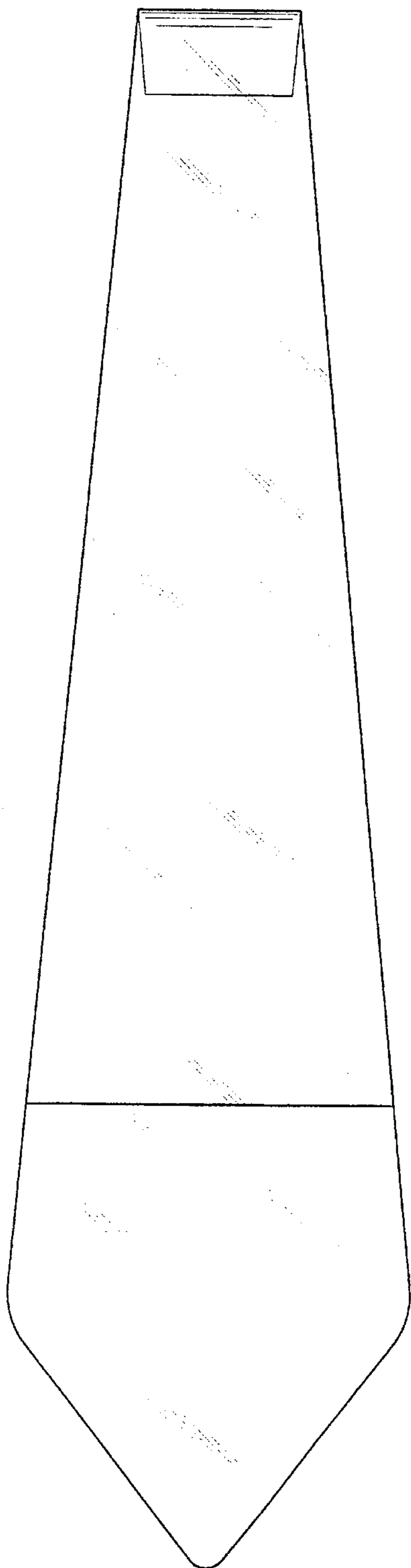


FIG. 2

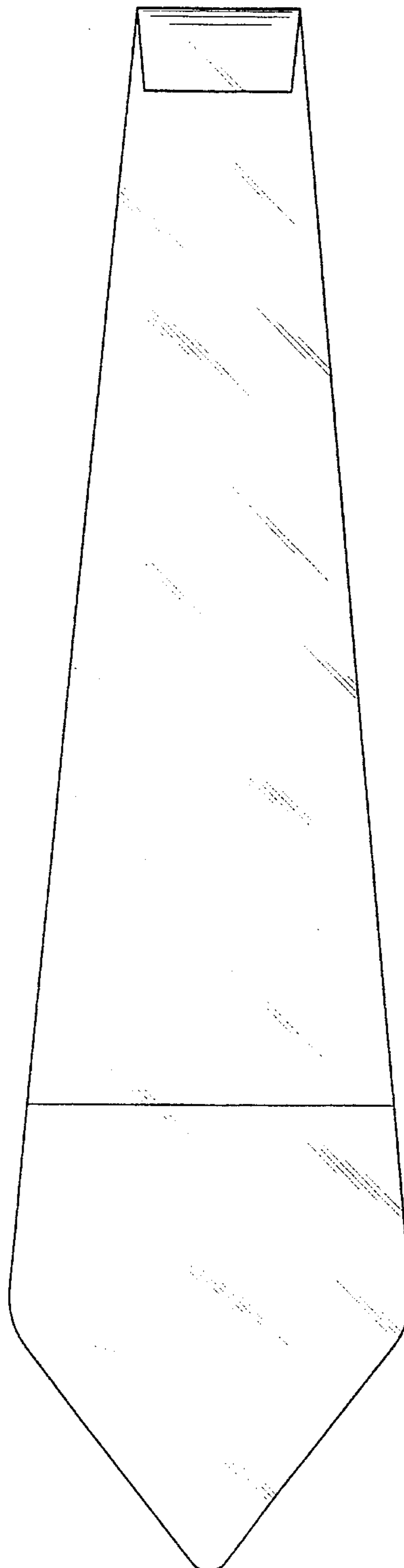


FIG. 3




FIG. 4

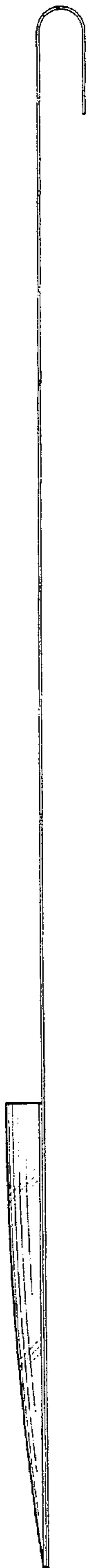


FIG. 5




FIG. 6




FIG. 7

