



US00D377979S

# United States Patent [19]

Plaschko et al.

[11] Patent Number: **Des. 377,979**

[45] Date of Patent: **\*\*Feb. 11, 1997**

[54] **DIAPER FASTENING TAB CLOSURE**

3,948,268 4/1976 Karami ..... 604/366 X  
4,055,182 10/1977 Mack ..... 604/365

[75] Inventors: **Donald L. Plaschko**, Woodbury;  
**Douglas A. Swenson**, St. Paul, both of  
Minn.

*Primary Examiner*—Stella Reid  
*Attorney, Agent, or Firm*—Gary L. Griswold; Walter N.  
Kim; William J. Bond

[73] Assignee: **Minnesota Mining and  
Manufacturing Company**, St. Paul,  
Minn.

[57] **CLAIM**

[\*\*] Term: **14 Years**

The ornamental design for a diaper fastening tab closure, as shown and described.

[21] Appl. No.: **39,208**

**DESCRIPTION**

[22] Filed: **May 23, 1995**

FIG. 1 is a front elevational view of a diaper fastening tab closure, showing our new design, the opposite side being identical;

**Related U.S. Application Data**

[63] Continuation of Ser. No. 5,967, Mar. 19, 1993, abandoned.

FIG. 2 is a front elevational view of a second embodiment of the diaper fastening tab closure, the opposite side being identical;

[52] U.S. Cl. .... **D24/126**

[58] Field of Search ..... D24/124, 125,  
D24/126; 604/393, 394, 396, 358-362,  
364-377, 385.1, 385.2, 386-390

FIG. 3 is a side elevational view of FIGS. 1 and 2, the opposite side being identical;

[56] **References Cited**

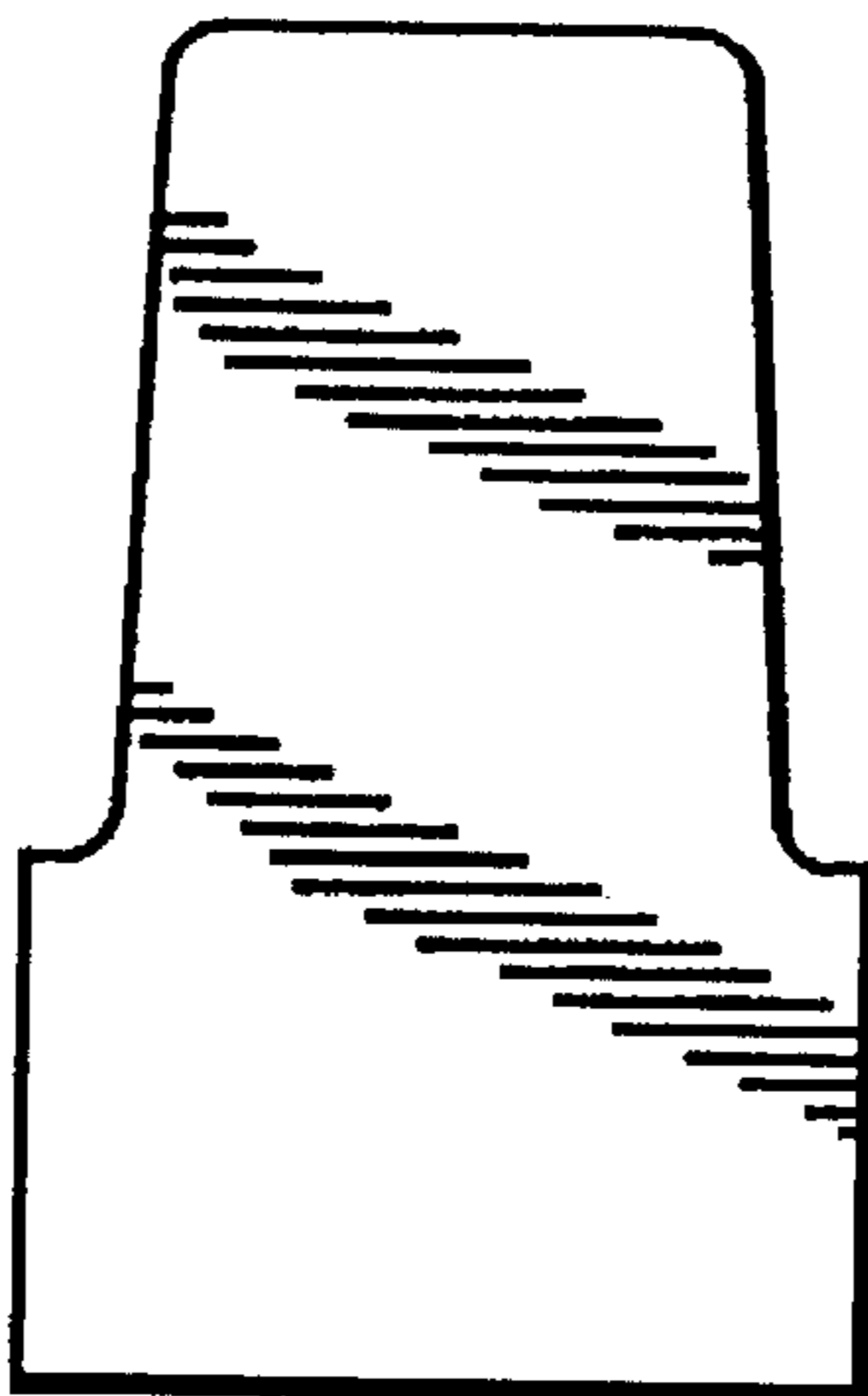
**U.S. PATENT DOCUMENTS**

3,920,016 11/1975 Mesek et al. .... 604/365 X

FIG. 4 is a bottom plan view of FIGS. 1 and 2; and,

FIG. 5 is a top plan view of FIGS. 1 and 2.

**1 Claim, 1 Drawing Sheet**






FIG. 1

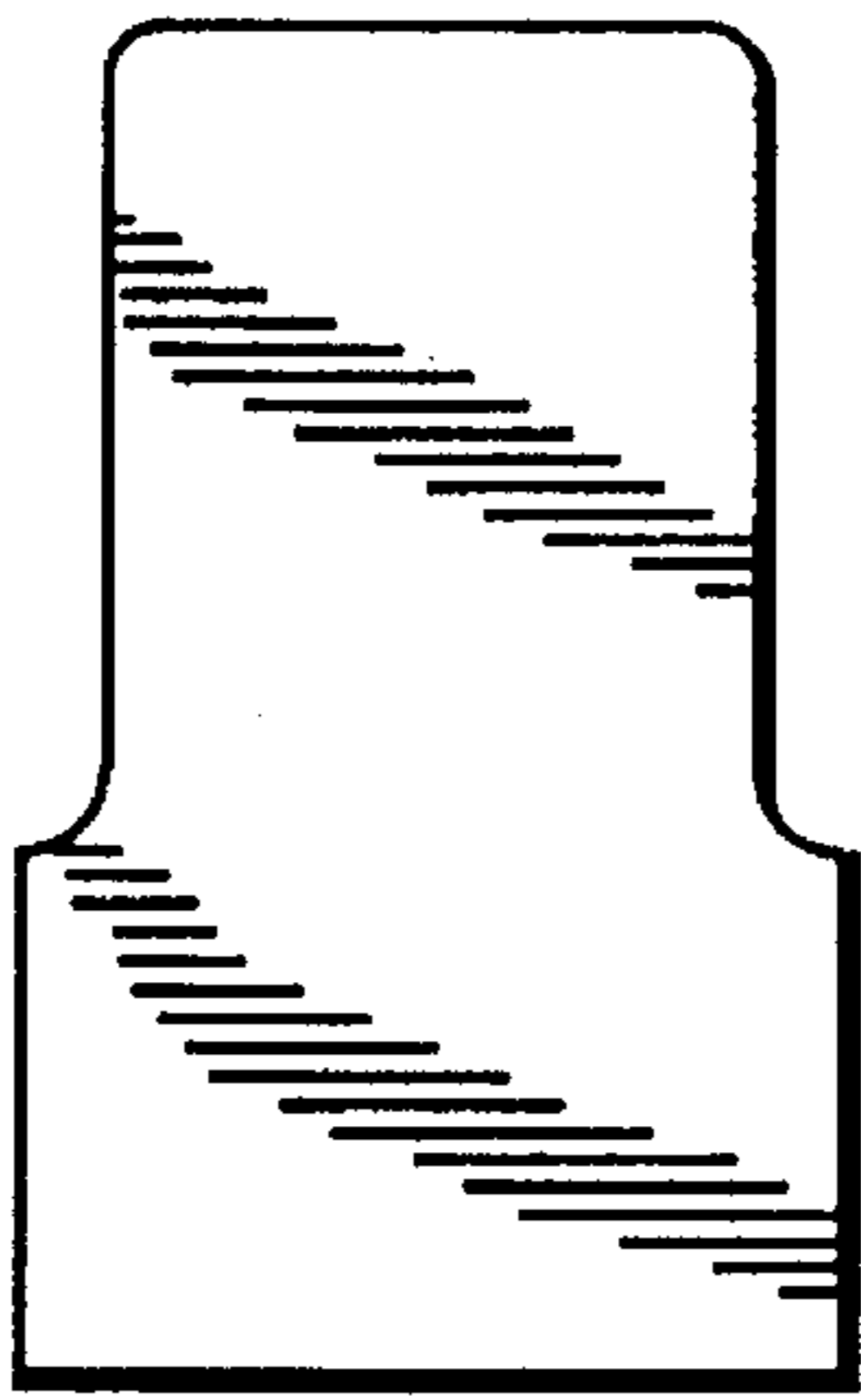


FIG. 2



FIG. 3



FIG. 4

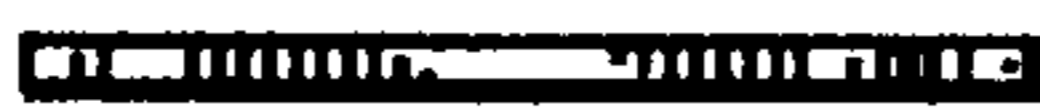


FIG. 5