



US00D377976S

United States Patent [19]

[11] Patent Number: **Des. 377,976**

Jaspers-Fayer

[45] Date of Patent: ****Feb. 11, 1997**

[54] **COMBINED CEILING FAN AND LIGHT FIXTURE ASSEMBLY**

[75] Inventor: **Jan Jaspers-Fayer, Idyllwild, Calif.**

[73] Assignee: **Minka Lighting, Inc., Corona, Calif.**

[**] Term: **14 Years**

[21] Appl. No.: **35,893**

[22] Filed: **Mar. 8, 1995**

[52] U.S. Cl. **D23/377; D23/379; D23/385**

[58] Field of Search **D23/377, 379, D23/385, 411, 413; 416/5; 392/364; 362/96; D26/81-86, 88, 59, 72, 51; D11/73, 144**

[56] **References Cited**

U.S. PATENT DOCUMENTS

D. 13,297	9/1882	Allen	D26/73
D. 193,405	8/1962	Rivera	D26/73
D. 262,570	1/1982	Lock	416/5
D. 297,456	8/1988	Pearce	D23/379

OTHER PUBLICATIONS

J.C. Oriental Manufacturing Co. Adv. Brochure, p. 1, Ceiling Fan (A), top left side of page.
Texas Fan Accessory Co., Inc. Cat., p. 3 Oak Leaves (A), middle right side of page.

Key Wester Collection, Adv. Brochure, p. 1, Ceiling Fan (B), top left side of page.

Hong Kong Enterprise, vol. 6, 1982, p. 7, Ceiling Fan (C) bottom right side of page.

Casablanca Fan Co. Cat., p. 4, Ceiling Fan (D), top left side of page.

Primary Examiner—Lisa P. Lichtenstein
Attorney, Agent, or Firm—Cooper & Dunham

[57] **CLAIM**


The ornamental design for a combined ceiling fan and light fixture assembly, as shown and described.

DESCRIPTION

FIG. 1 is a front top perspective view of a combined ceiling fan and light fixture assembly showing my new design; FIG. 2 is a front bottom perspective view thereof; FIG. 3 is a front perspective view thereof, the rear being substantially identical to that shown, except for the pull cord; FIG. 4 is an enlarged top perspective view thereof; and, FIG. 5 is a bottom perspective view thereof.

The fan blades in FIGS. 1-5 and the support rod in FIGS. 1-4 have been shown broken away in order to indicate indeterminate length.

1 Claim, 5 Drawing Sheets



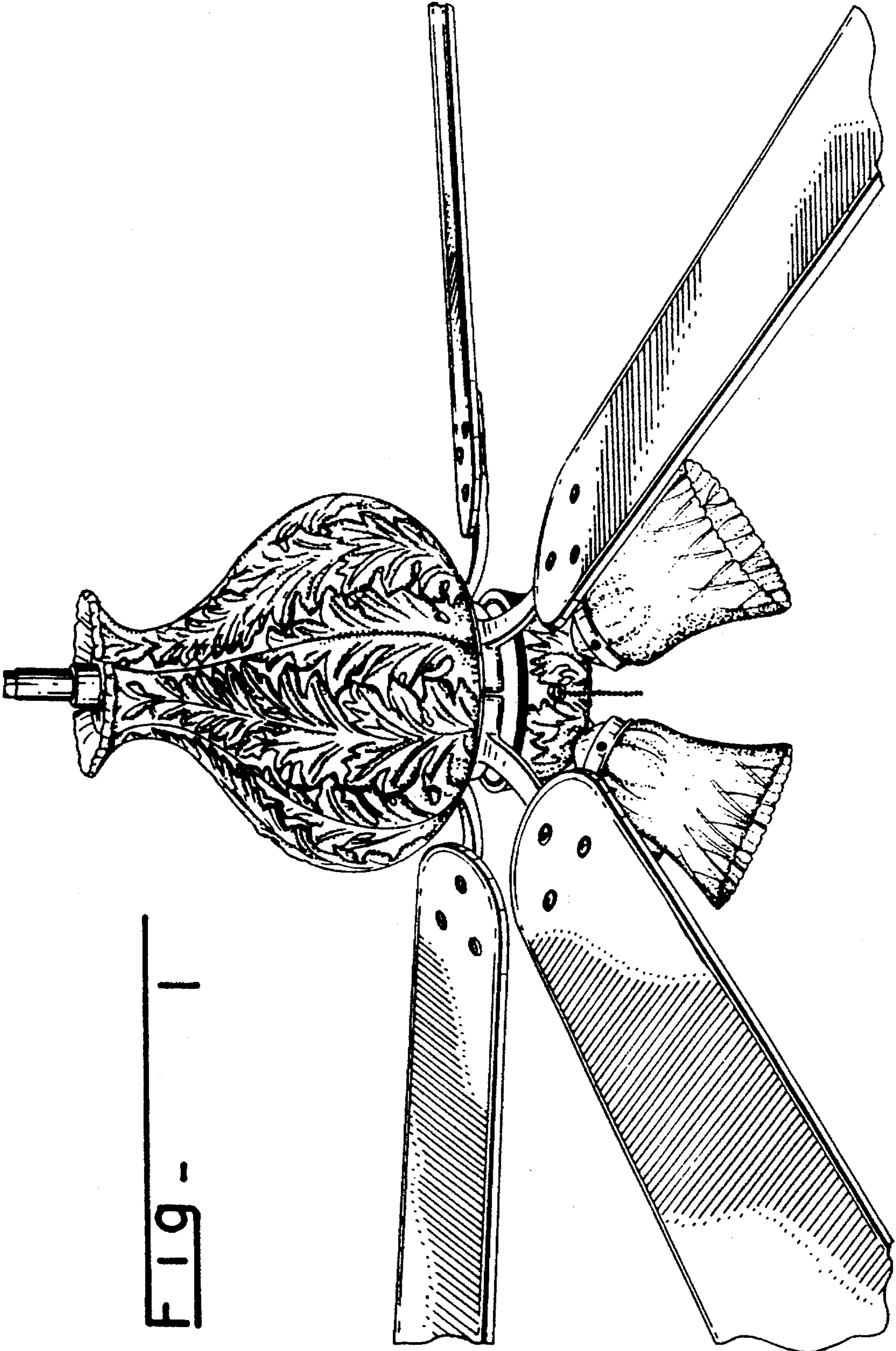


FIG. 1

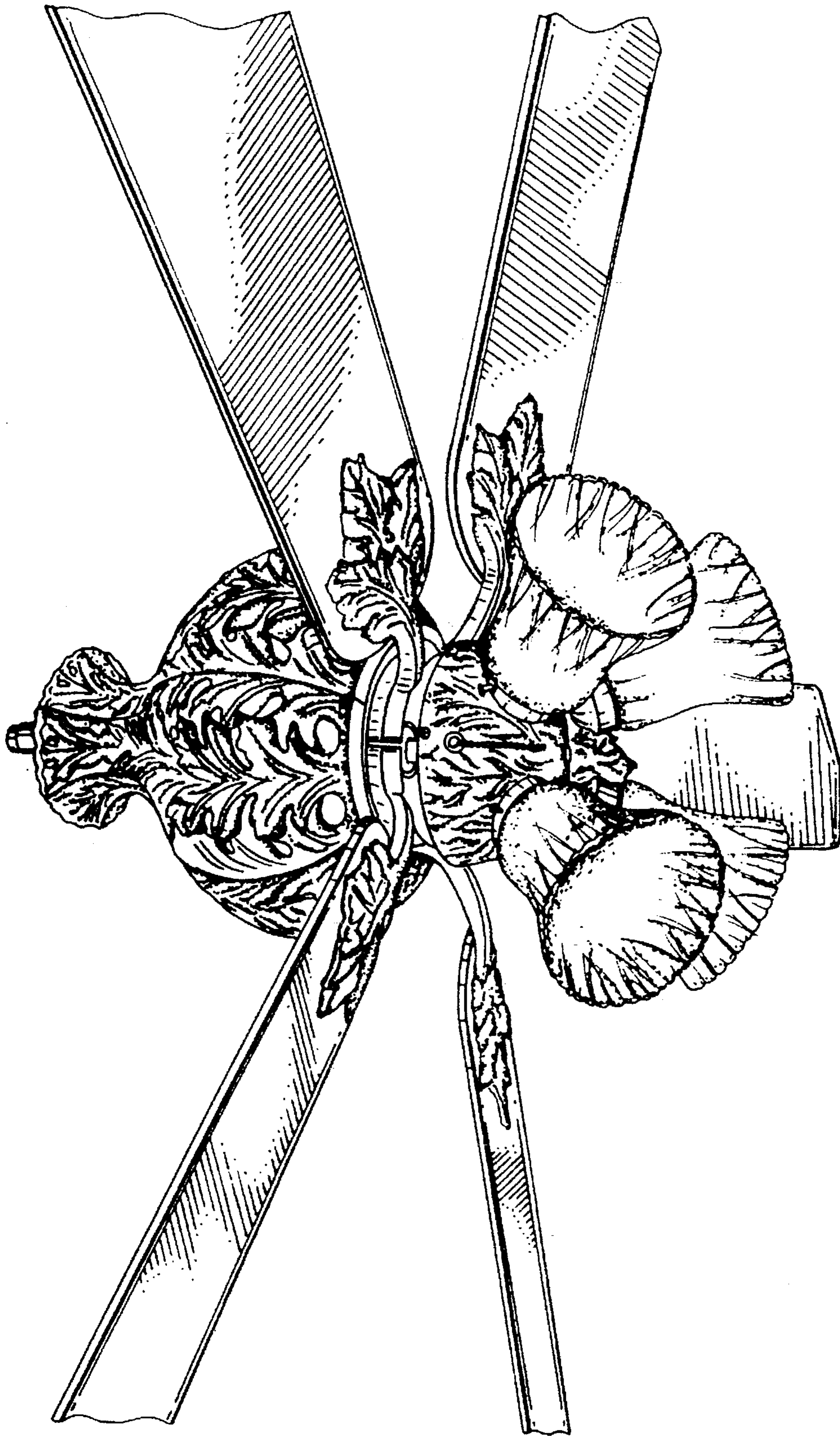


FIG. 2

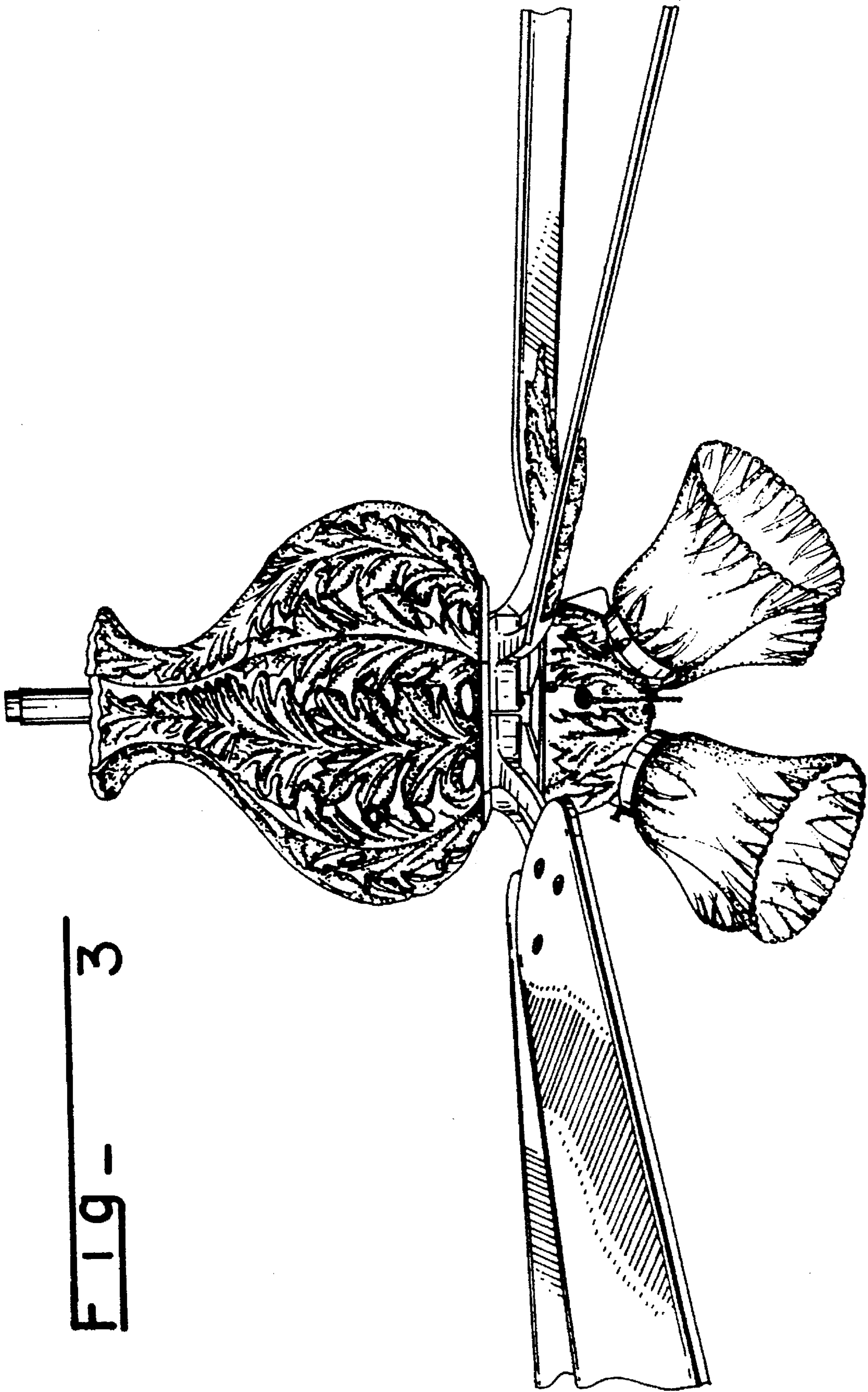


FIG- 3

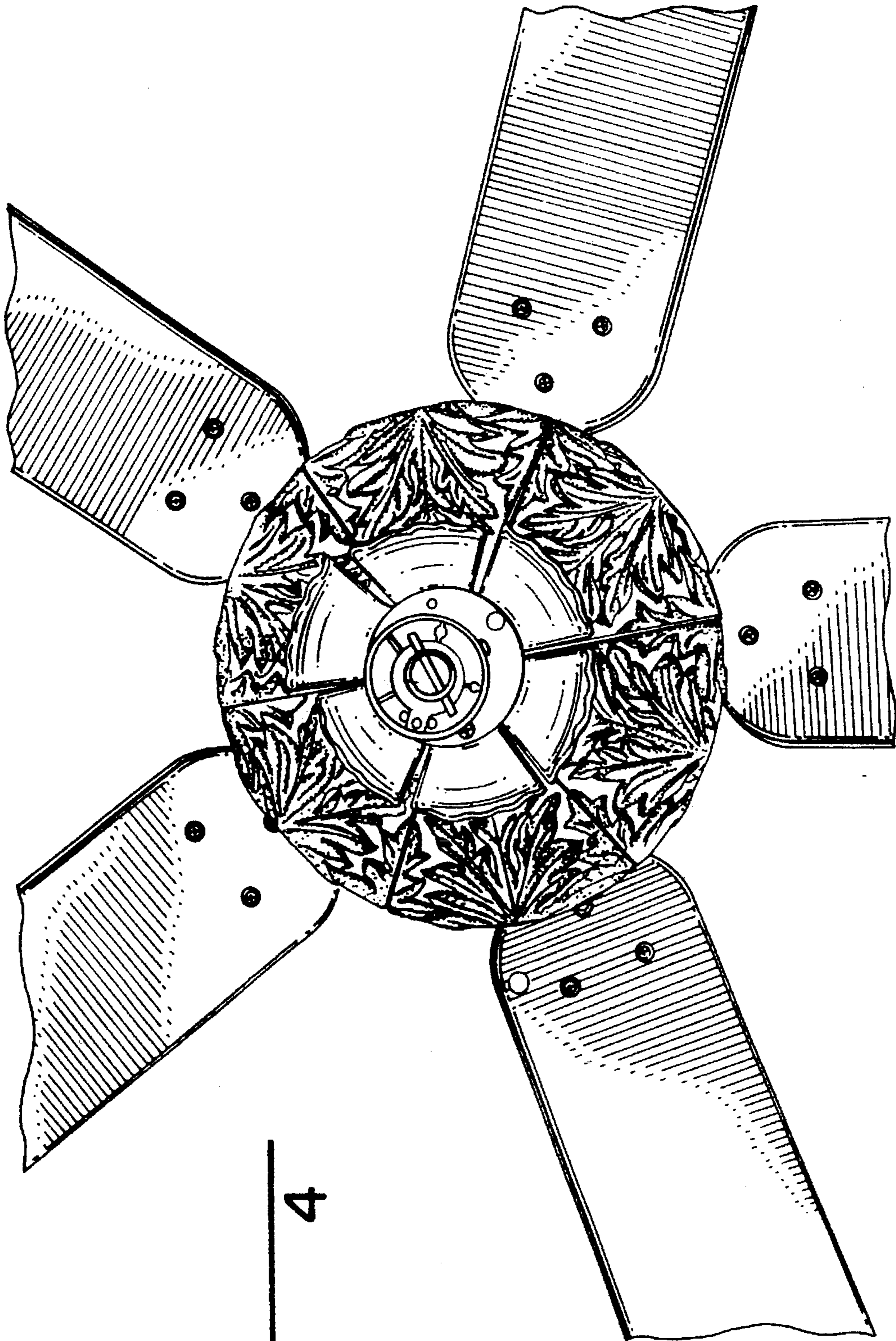


FIG- 4




FIG- 5