



US00D377970S

United States Patent [19]

Dannenberg

[11] Patent Number: **Des. 377,970**

[45] Date of Patent: ****Feb. 11, 1997**

[54] TUB FOR BATHING

[75] Inventor: **Todd D. Dannenberg**, Roseau, Minn.

[73] Assignee: **Kohler Co.**, Kohler, Wis.

[**] Term: **14 Years**

[21] Appl. No.: **53,882**

[22] Filed: **May 1, 1996**

[52] U.S. Cl. **D23/277**

[58] Field of Search **D23/277-283;**
D24/204, 205; 4/538, 539, 546, 548, 551,
584, 589, 590

[56] References Cited

U.S. PATENT DOCUMENTS

D. 230,021	1/1974	Primault	D23/277
D. 257,058	9/1980	Laver	D24/204
D. 286,568	11/1988	Kingsley	D24/204
D. 338,259	8/1993	Higginbotuam	D23/277
D. 355,963	2/1995	Formgren et al.	D23/277
D. 362,049	9/1995	Jacuzzi	D23/277

OTHER PUBLICATIONS

1985 Jacuzzi catalog ad showing a "Signa" tub.
Sep. 1986 Kohler catalog ad, pp. 6-40, showing an "Hour-glass Bath" whirlpool.

1979 Kohler catalog ad, p. 29, showing "The Bath Whirlpool".

Primary Examiner—Stella Reid
Assistant Examiner—Eric Watterson
Attorney, Agent, or Firm—Quarles & Brady

[57] CLAIM

The ornamental design for a tub for bathing, as shown and described.

DESCRIPTION

FIG. 1 is a left, top, front perspective view of a tub for bathing embodying my new design;

FIG. 2 is a top plan view thereof;

FIG. 3 is a front elevational view thereof;

FIG. 4 is a left side elevational view thereof, the right side elevational view being a mirror image of the left side shown;

FIG. 5 is a rear elevational view thereof;

FIG. 6 is a cross-sectional view taken along line 6—6 of FIG. 2; and,

FIG. 7 is a cross-sectional view taken along line 7—7 of FIG. 2.

1 Claim, 4 Drawing Sheets

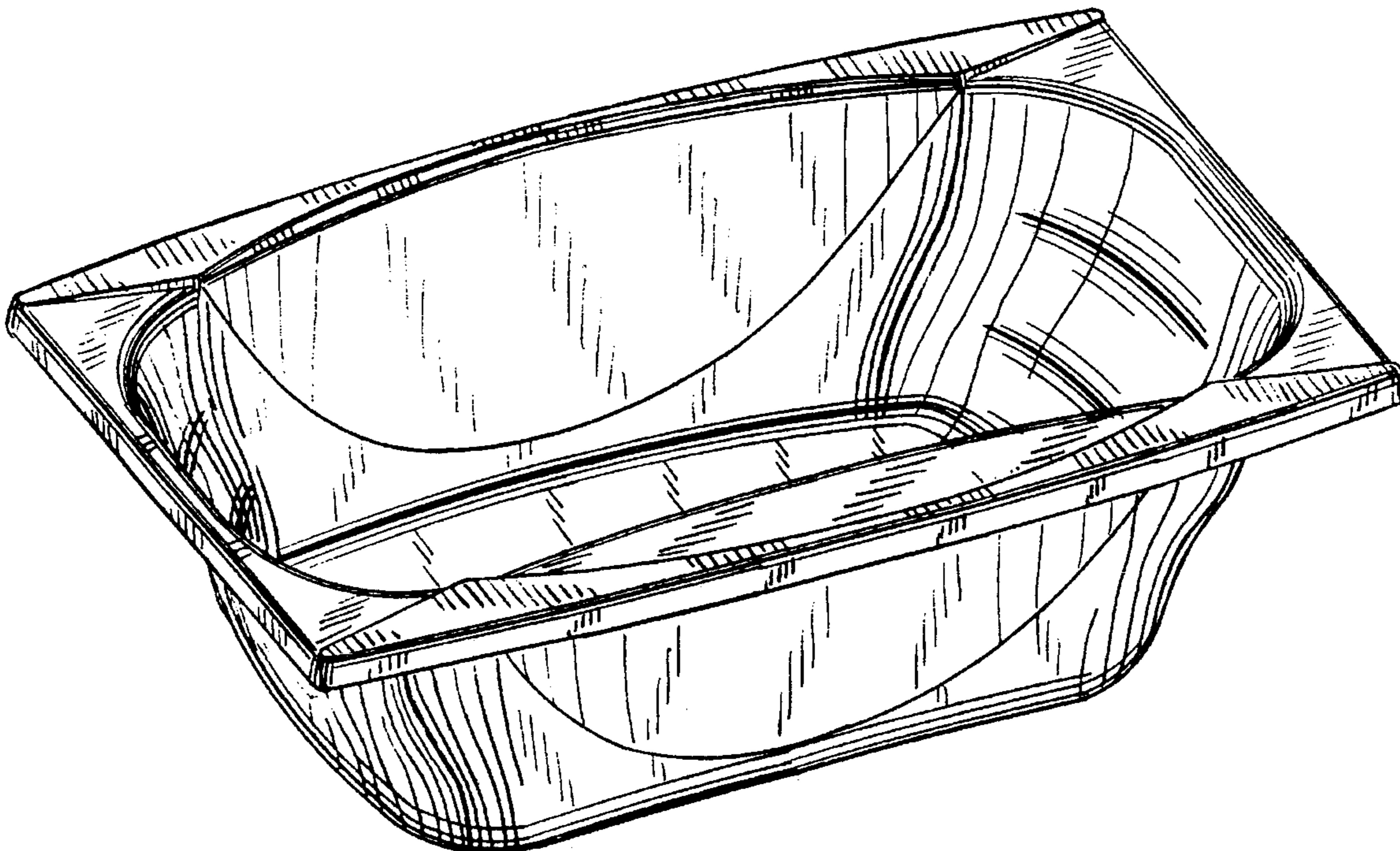


FIG. 1

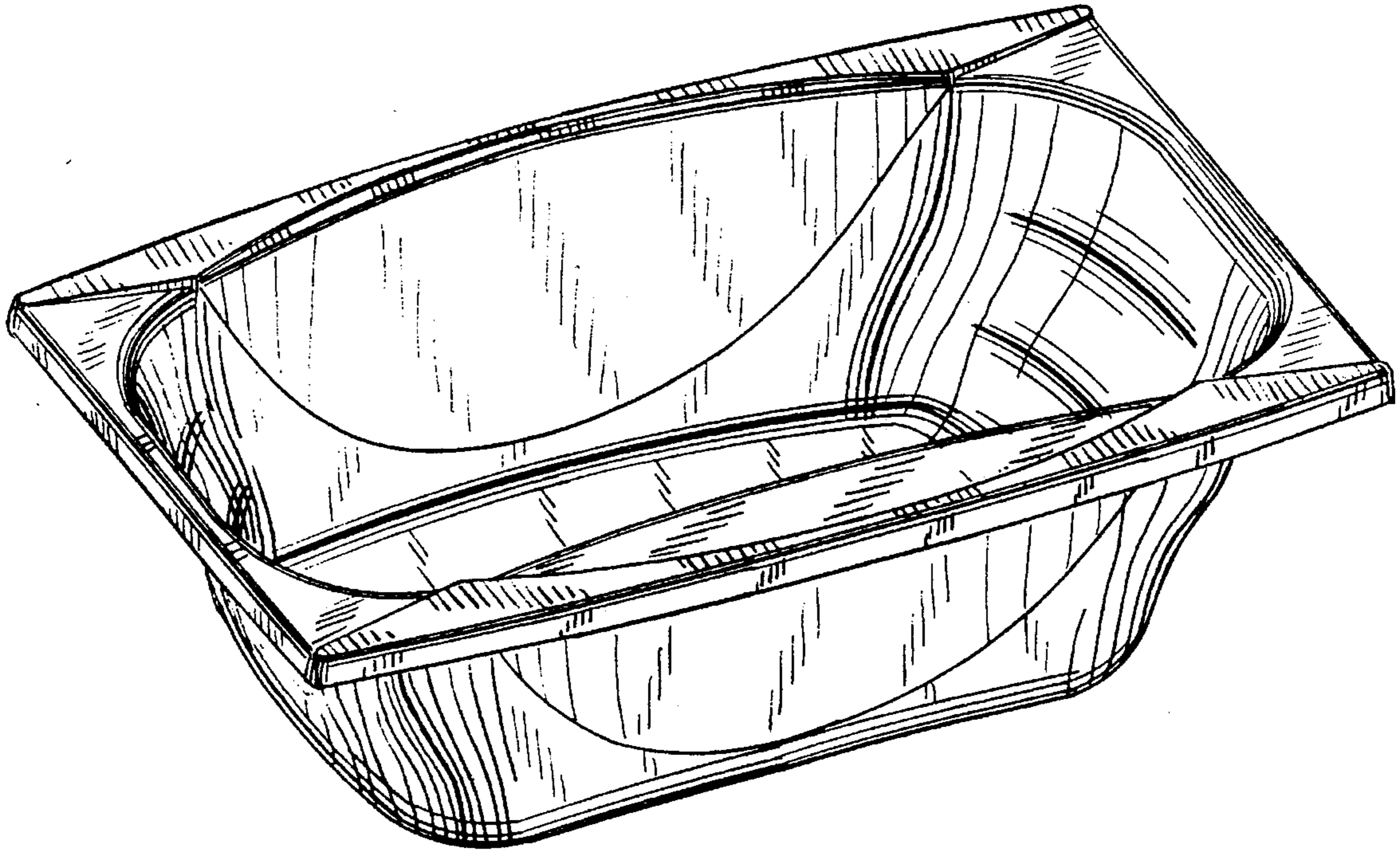


FIG. 4

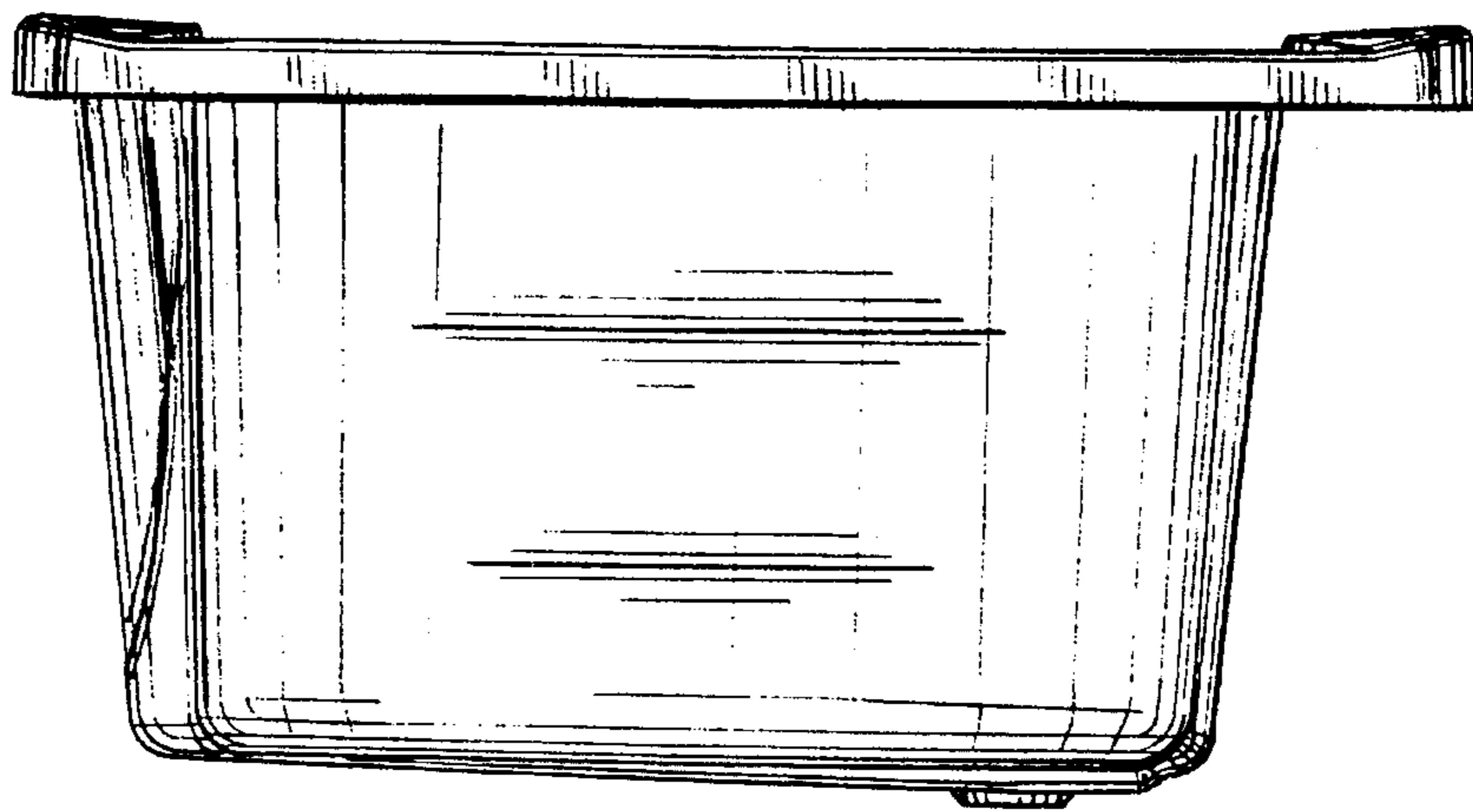


FIG. 2

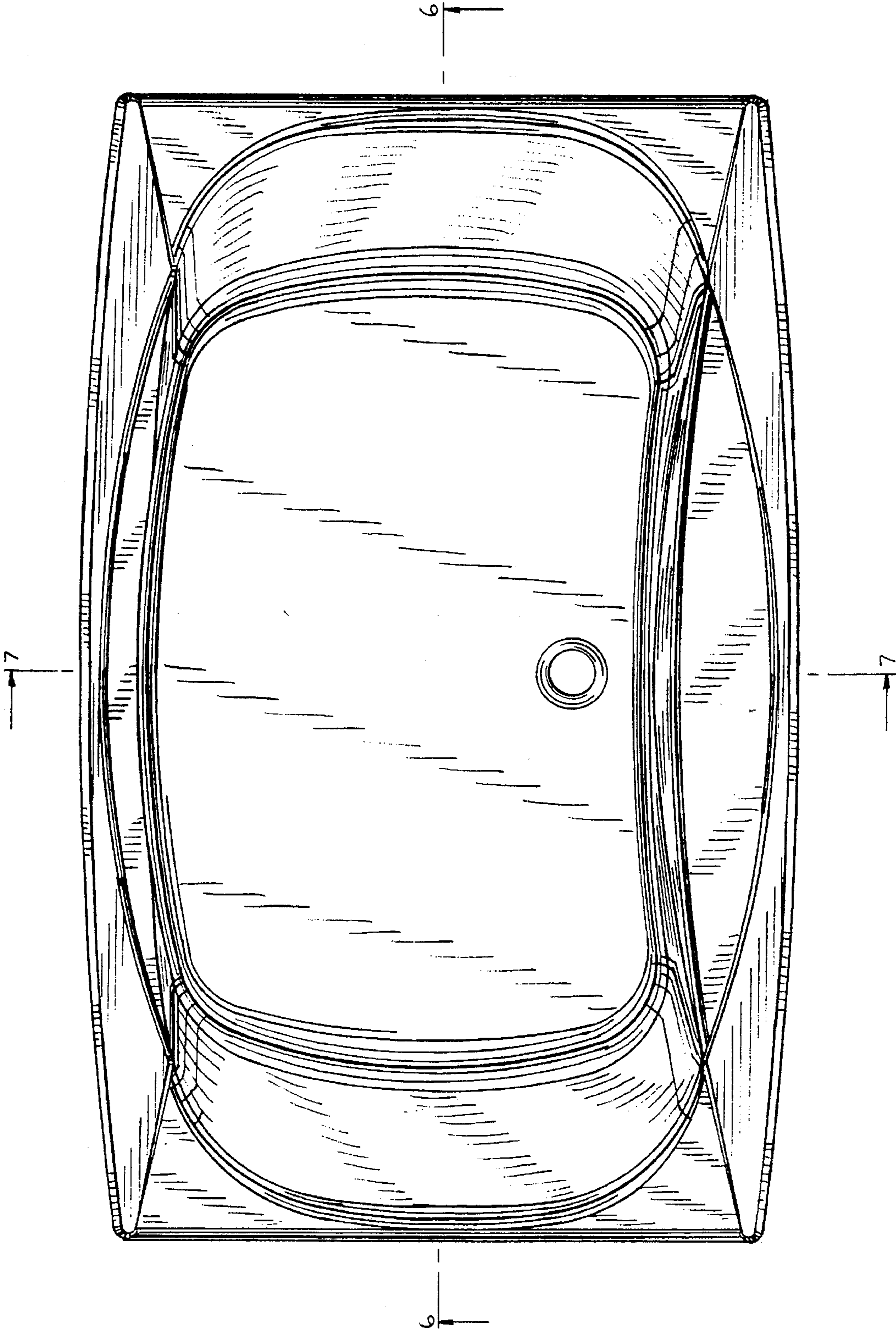


FIG. 3





FIG. 5

FIG. 6





FIG. 7