



US00D377969S

United States Patent [19] Grantham

[11] Patent Number: **Des. 377,969**

[45] Date of Patent: ****Feb. 11, 1997**

[54] **COAXIAL HOSE FITTING**

[75] Inventor: **Rodger P. Grantham**, Springfield, Mo.

[73] Assignee: **Vapor Systems Technologies, Inc.**,
Dayton, Ohio

[**] Term: **14 Years**

[21] Appl. No.: **42,661**

[22] Filed: **Aug. 14, 1995**

[52] U.S. Cl. **D23/262; D8/70**

[58] Field of Search **D8/70; D23/262,**
D23/266; D24/129; 137/614.03, 614.04,
614.06, 614.21; 141/387, 392; 285/119,
137.1, 315; 364/509

[56] **References Cited**

U.S. PATENT DOCUMENTS

H1,226	9/1993	VanReenen et al.	137/614.21
D. 259,278	5/1981	McCaw et al.	D23/262
D. 278,245	4/1985	Smith	D15/140
D. 289,405	4/1987	Nyström	D15/140
D. 313,067	12/1990	Kotake et al.	D23/262
D. 315,400	3/1991	Medvik	D23/262
D. 333,511	2/1993	Mikiya et al.	D23/262
D. 368,304	3/1996	Morrison	D23/262
3,107,691	10/1963	Schwarz	285/137.1
3,337,244	8/1967	Appleberry	137/614.04

4,036,515	7/1977	Karcher et al.	137/614.04
4,182,370	1/1980	Karcher	137/614.04
4,549,576	10/1985	Angel	137/614.04
5,169,178	12/1992	Hunzinger	285/137.1
5,267,592	12/1993	Kaplan et al. .	
5,323,811	6/1994	Hohmann et al.	137/614.04
5,365,984	11/1994	Simpson et al. .	

OTHER PUBLICATIONS

Coupler with Hose Barb, Airetool Manufacturing Company
Portable Pneumatic Tools Catalog, printed May 1963, Sec-
tion F, p. 4.

Primary Examiner—James M. Gandy

Assistant Examiner—Robert M. Spear

Attorney, Agent, or Firm—Jacox, Meckstroth & Jenkins

[57] **CLAIM**

The ornamental design for a coaxial hose fitting, as shown
and described.

DESCRIPTION

FIG. 1 is a top plan view of a coaxial hose fitting showing
my new design;

FIG. 2 is side view thereof;

FIG. 3 is bottom plan view thereof;

FIG. 4 is an end view thereof; and,

FIG. 5 is an opposite end view thereof.

1 Claim, 1 Drawing Sheet

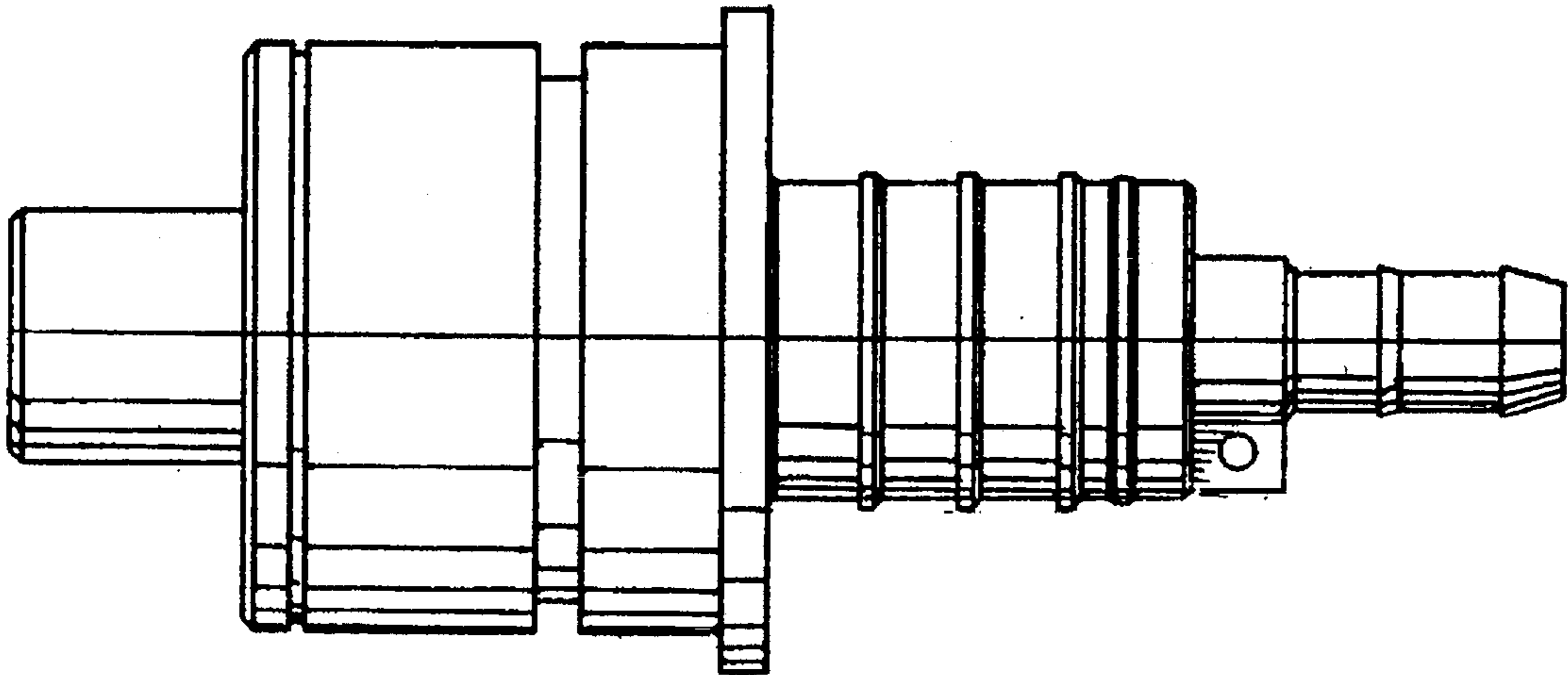


FIG-1

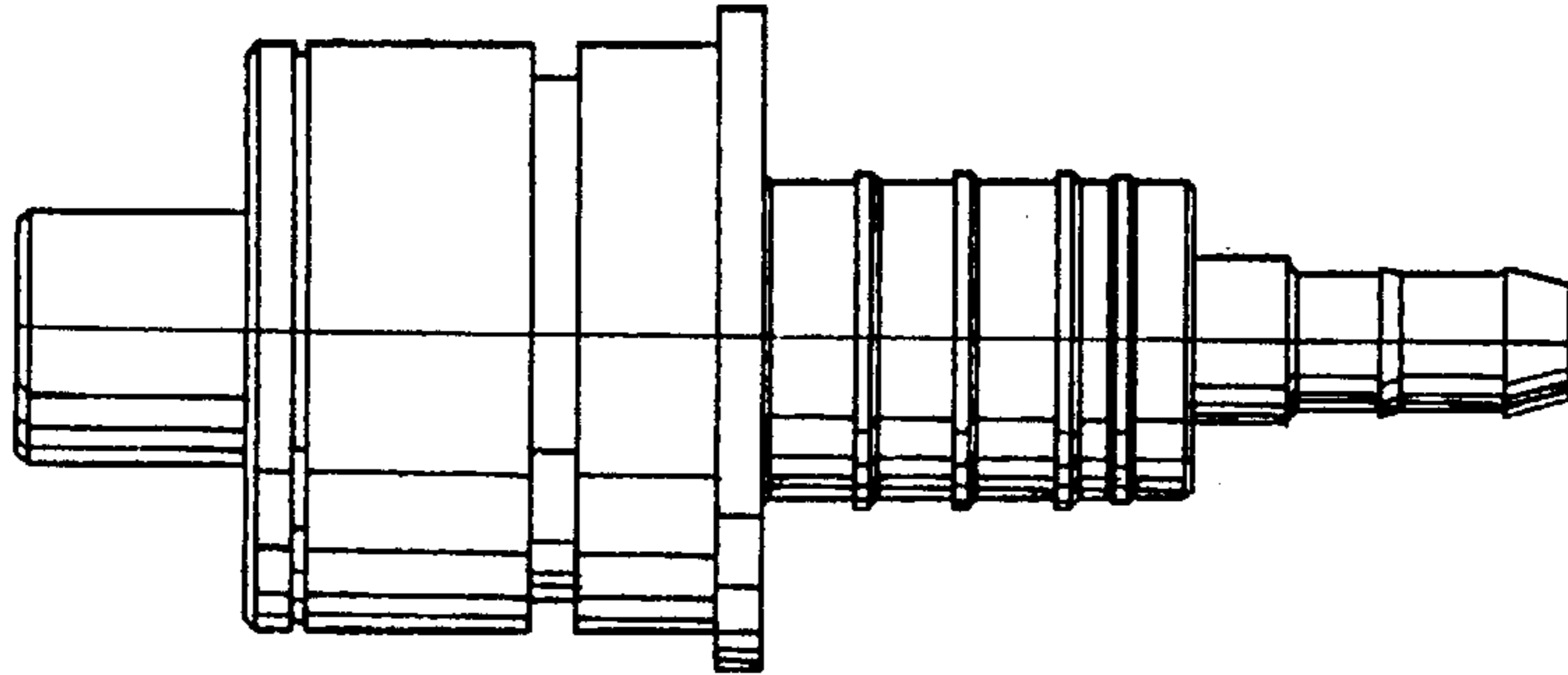


FIG-2

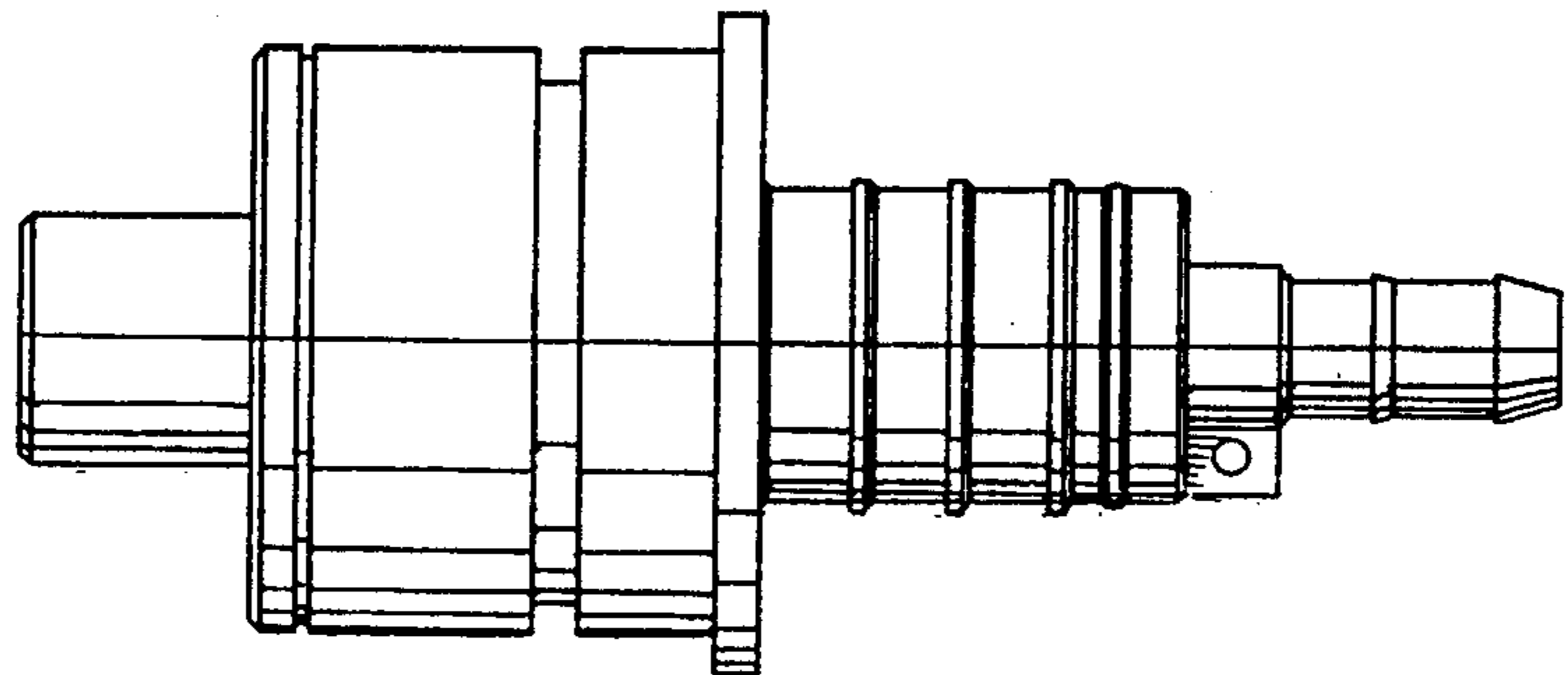


FIG-3

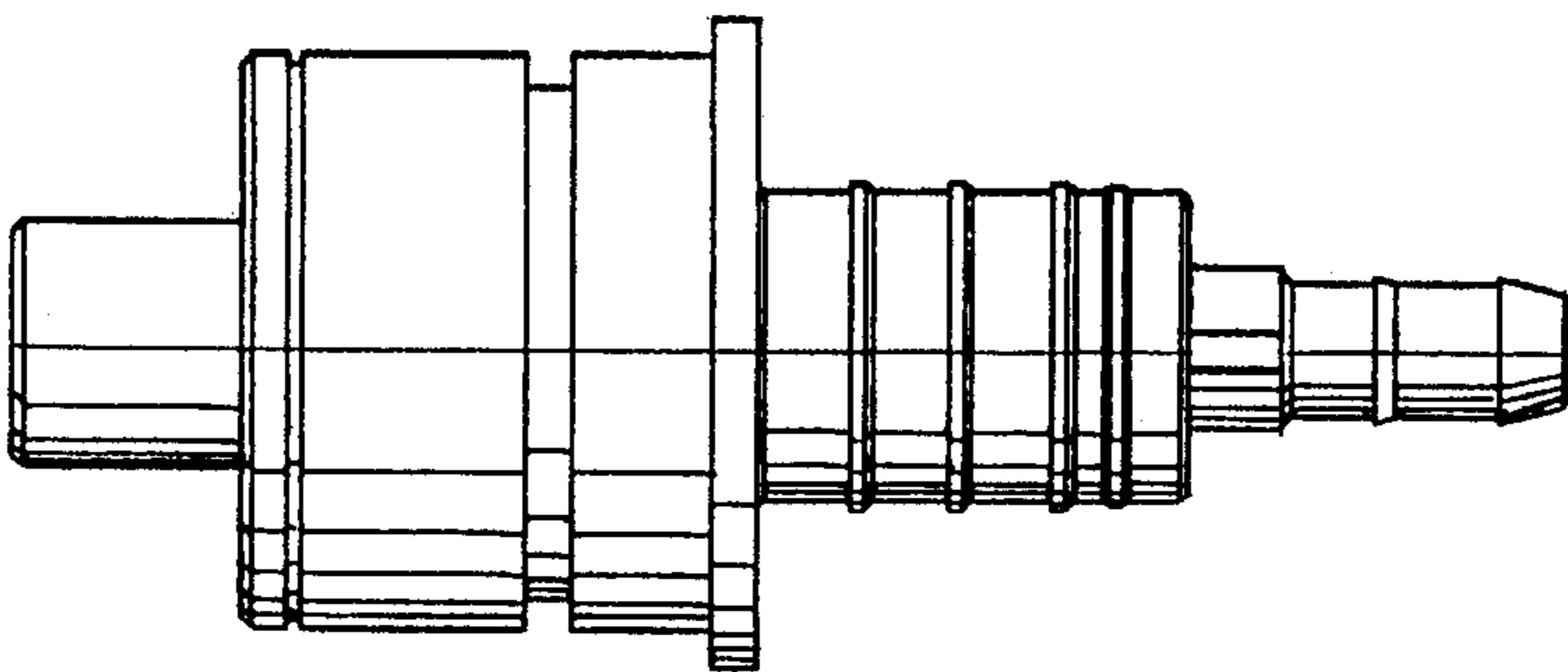


FIG-4

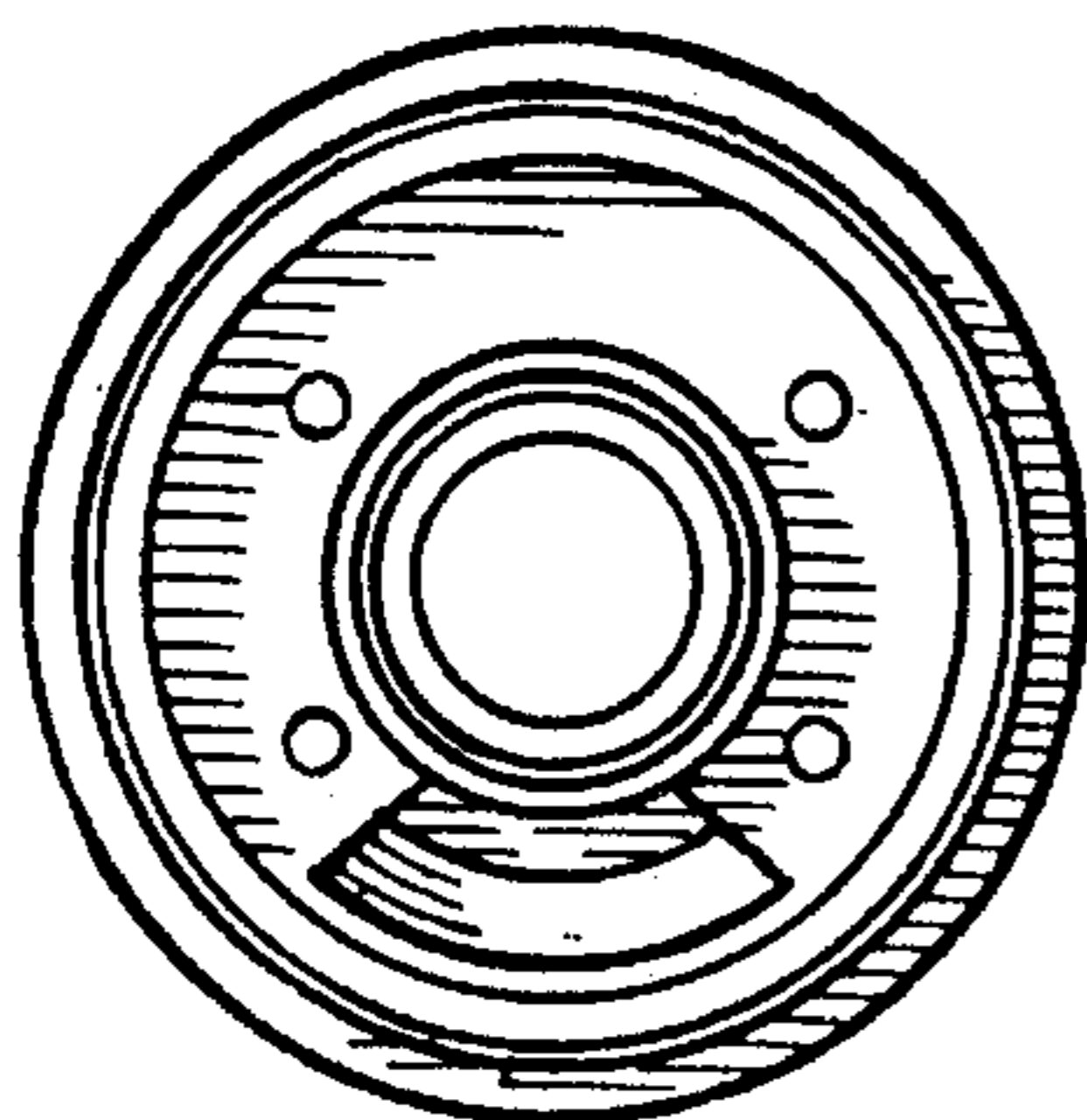


FIG-5

