



US00D377948S

# United States Patent [19]

[11] Patent Number: **Des. 377,948**

Pruhs

[45] Date of Patent: **\*\*Feb. 11, 1997**

[54] **DRY ERASE BOARD**

D. 349,516 8/1994 Svec ..... D19/52 X  
D. 354,088 1/1995 Dunlap et al. .... D20/42  
4,133,123 1/1979 Anderson ..... 40/1

[76] Inventor: **Tonya L. Pruhs**, 757 N. 200 West,  
Logan, Utah 84321

*Primary Examiner*—Martie Thompson  
*Attorney, Agent, or Firm*—Harold H. Dutton, Jr.; W. Charles  
L. Jamison; Diane F. Liebman

[\*\*] Term: **14 Years**

[21] Appl. No.: **47,757**

[57] **CLAIM**

[22] Filed: **Dec. 12, 1995**

The ornamental design for a dry erase board, as shown.

[52] U.S. Cl. .... **D19/52; D19/83; D20/42**

[58] Field of Search ..... D19/35, 36, 52,  
D19/65, 81-85, 90, 88, 99, 100; D20/10,  
19, 22, 39, 40, 42; 40/1, 124.1, 152.1

**DESCRIPTION**

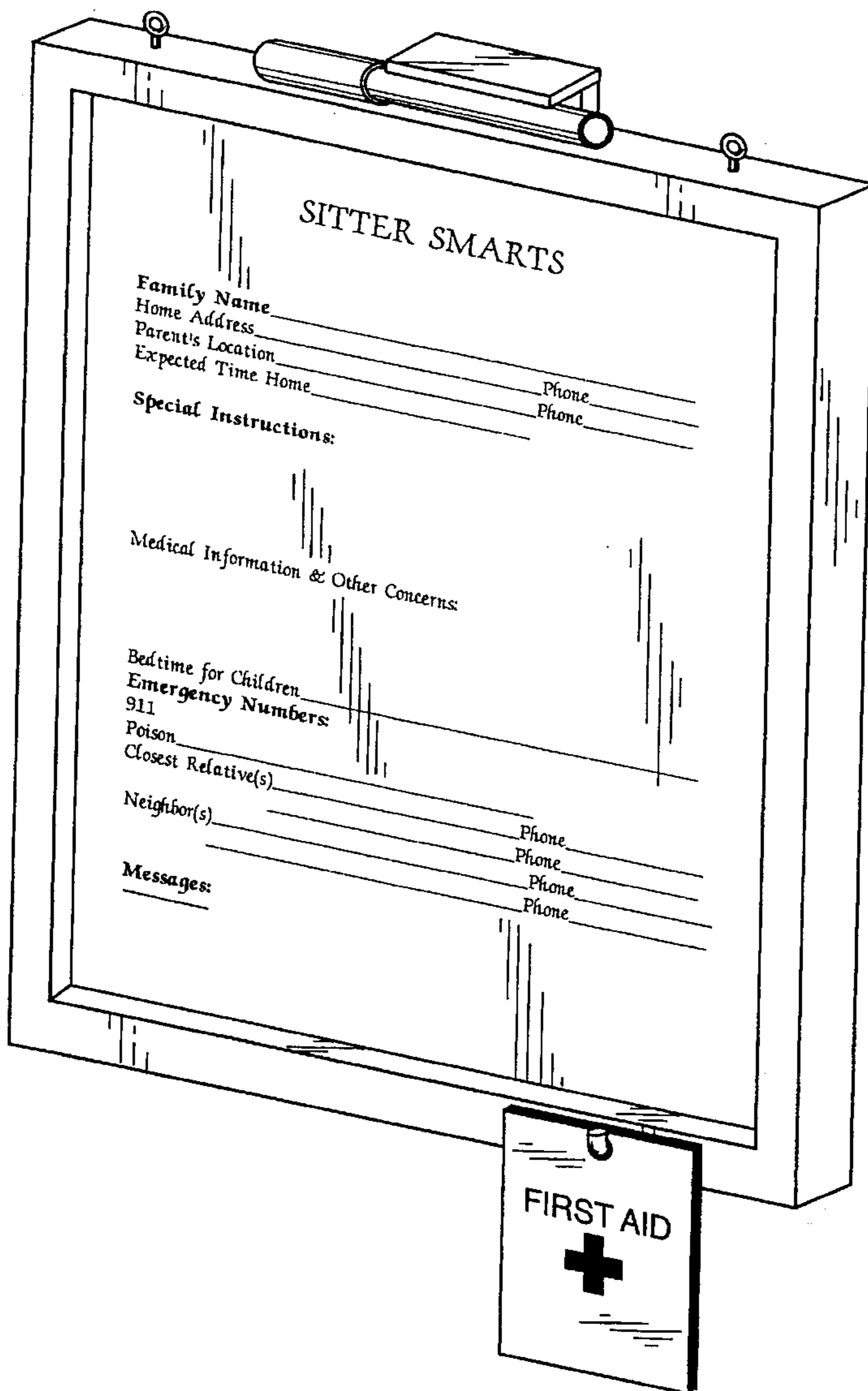
FIG. 1 is a perspective view of a dry erase board showing my new design;  
FIG. 2 is a rear view thereof;  
FIG. 3 is a left side view thereof;  
FIG. 4 is a right side view thereof;  
FIG. 5 is a top view thereof; and,  
FIG. 6 is a bottom view thereof.

[56] **References Cited**

**U.S. PATENT DOCUMENTS**

D. 180,429 6/1957 Taylor ..... D19/52  
D. 250,652 12/1978 Anderson ..... D19/52  
D. 270,074 8/1983 Read ..... D20/42  
D. 295,423 4/1988 Battaglia ..... D19/52

**1 Claim, 4 Drawing Sheets**



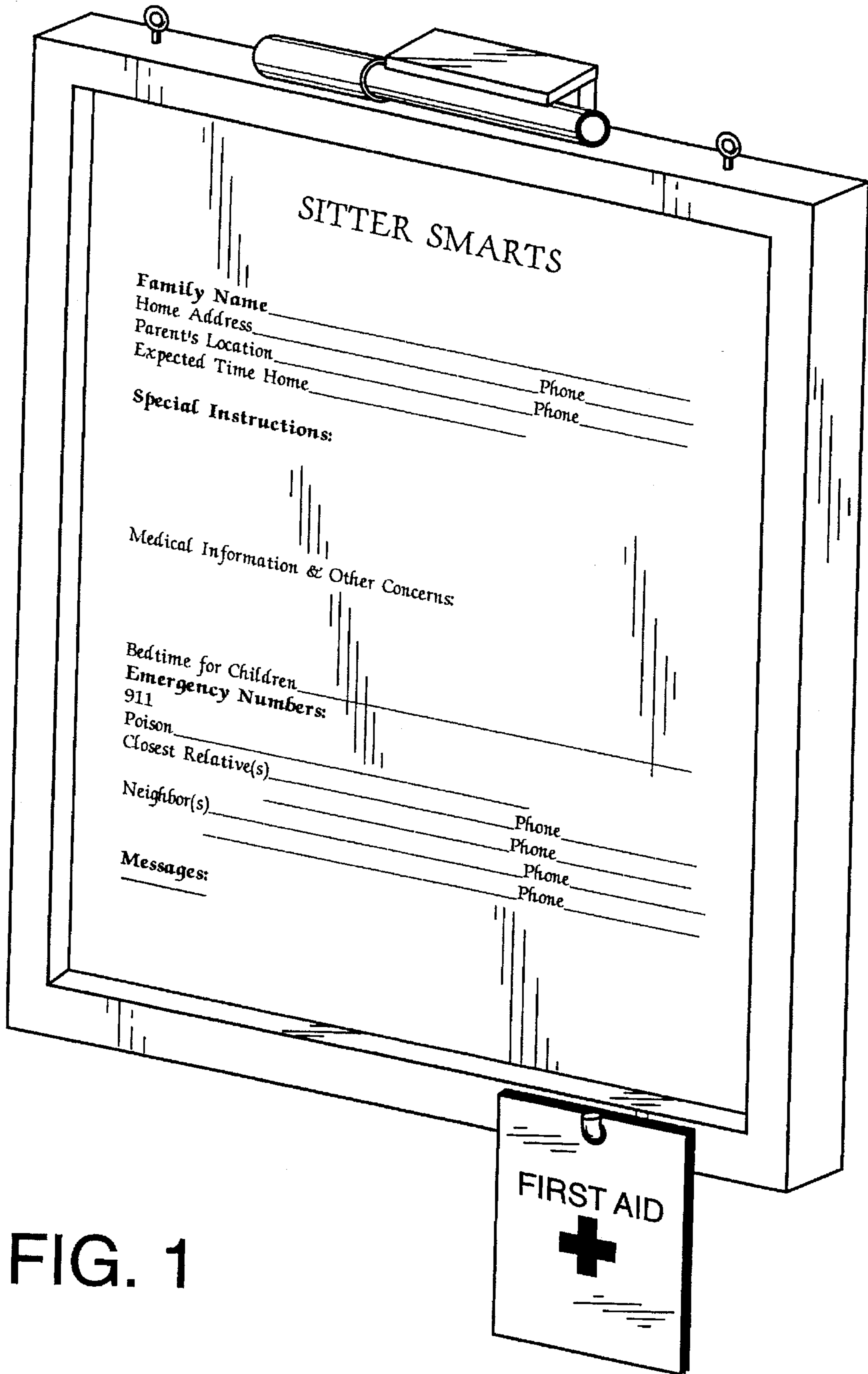


FIG. 1




FIG. 2




FIG. 3



FIG. 4

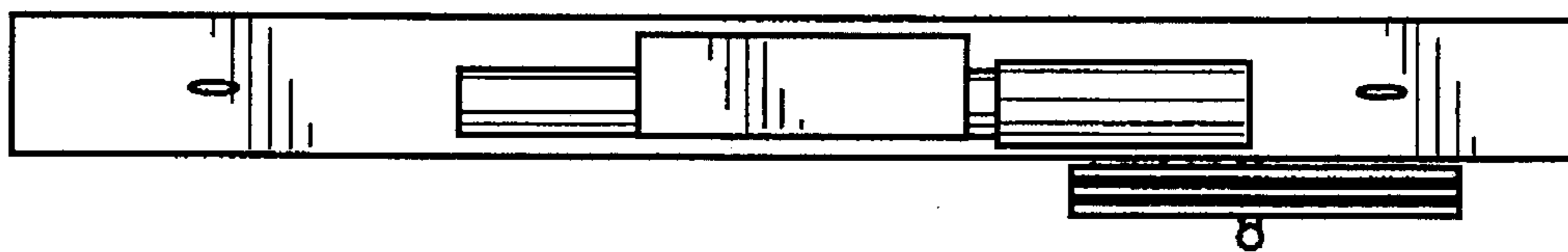


FIG. 5




FIG. 6