



US00D377931S

United States Patent [19]

[11] Patent Number: **Des. 377,931**

Dow et al.

[45] Date of Patent: ****Feb. 11, 1997**

[54] **COMPUTER PERIPHERAL DEVICE**

D. 325,584	4/1992	Ando	D14/107 X
D. 361,060	8/1995	Kumagaya et al.	D14/100
D. 361,073	8/1995	Walters et al.	D14/107 X

[75] Inventors: **James C. Dow; Modest Khovaylo,**
both of Fort Collins, Colo.

Primary Examiner—Freda Nunn
Attorney, Agent, or Firm—Augustus W. Winfield

[73] Assignee: **Hewlett-Packard Company,** Palo Alto,
Calif.

[57] **CLAIM**

[**] Term: **14 Years**

The ornamental design for the computer peripheral device,
as shown and described.

[21] Appl. No.: **48,932**

DESCRIPTION

[22] Filed: **Jan. 16, 1996**

[52] U.S. Cl. **D14/107**

FIG. 1 is a top front and right side perspective view of a
computer peripheral device showing our new design;

[58] **Field of Search** D14/100, 102,
D14/107-109; D13/162, 184, 199; D6/432,
436, 445, 448; 312/208.1, 223.2, 223.3,
254, 292; 360/97.01, 97.04, 98.01; 361/694,
696

FIG. 2 is a front view;

FIG. 3 is a left view;

FIG. 4 is a right view;

FIG. 5 is a back view;

FIG. 6 is a bottom view; and,


FIG. 7 is a top view.

[56] **References Cited**

U.S. PATENT DOCUMENTS

D. 303,378 9/1989 Lentz D14/109

1 Claim, 6 Drawing Sheets



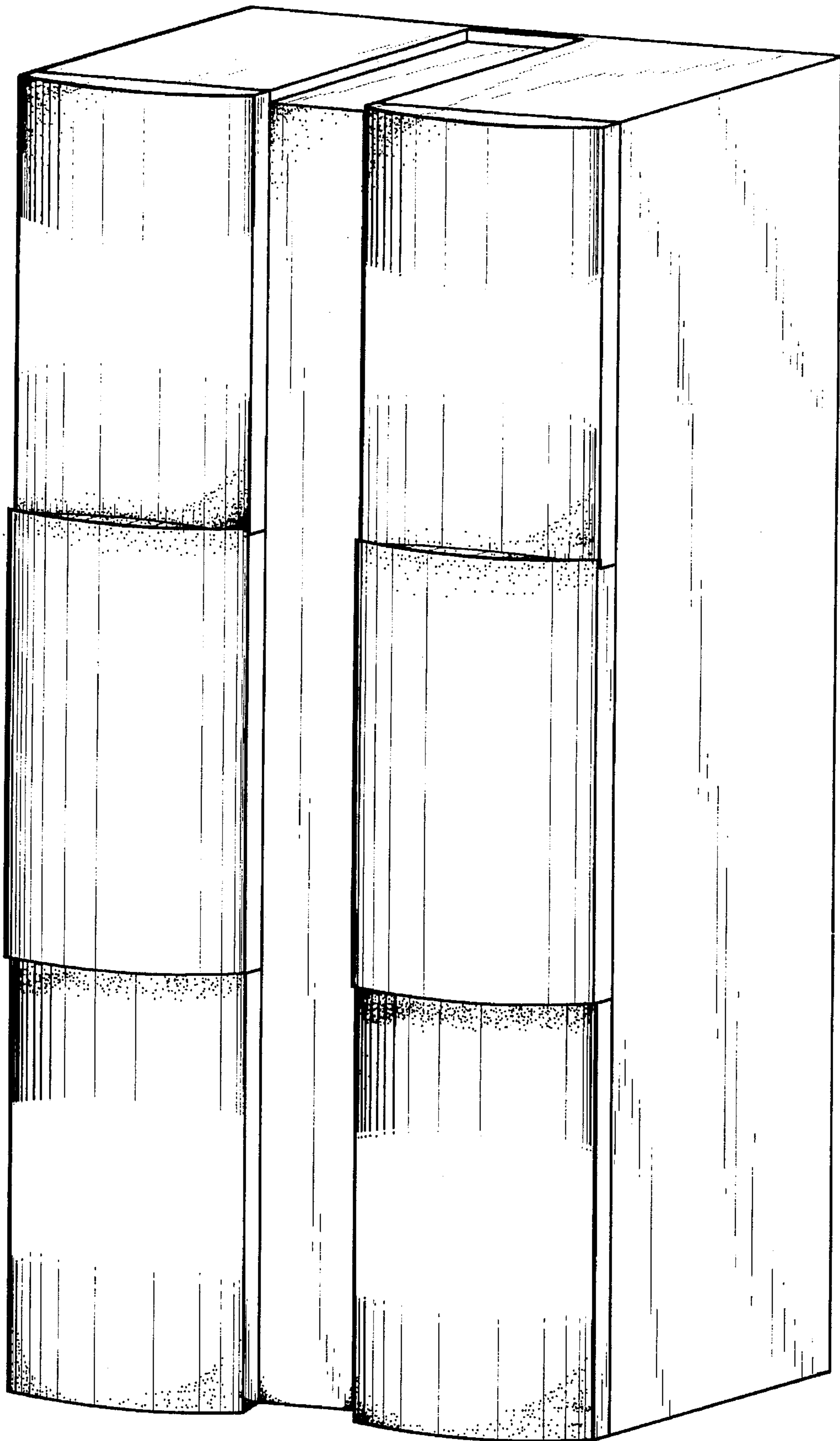


FIG 1

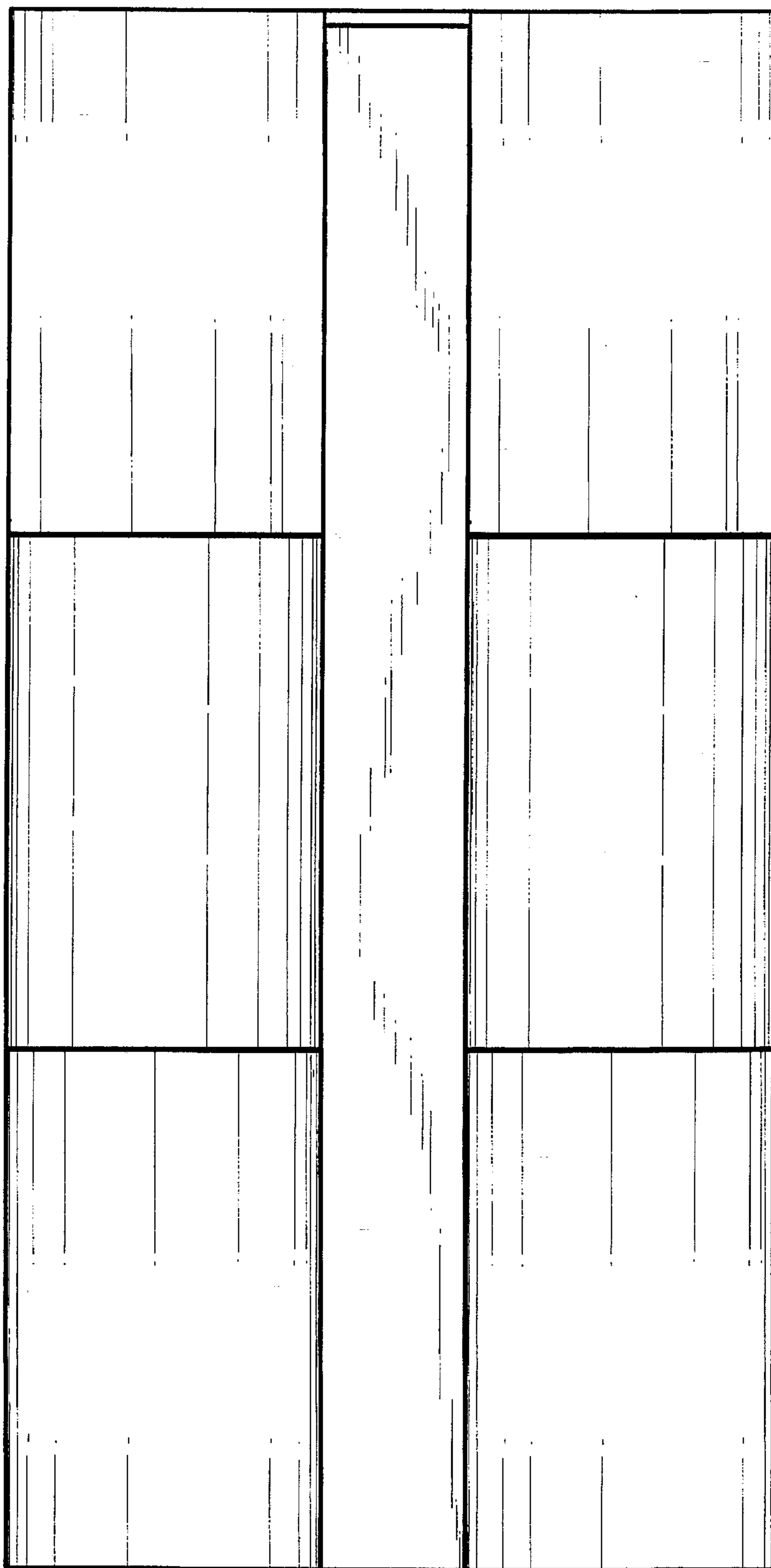


FIG 2




FIG 3




FIG 4




FIG 5




FIG 7

FIG 6