



US00D377927S

**United States Patent** [19]  
**Kreidt**

[11] **Patent Number: Des. 377,927**

[45] **Date of Patent: \*\*Feb. 11, 1997**

[54] **LICENSE PLATE FRAME**

[75] Inventor: **Donna Kreidt**, Hollywood, Fla.

[73] Assignee: **Rally Accessories, Inc.**, Miami, Fla.

[\*\*] Term: **14 Years**

[21] Appl. No.: **52,971**

[22] Filed: **Apr. 12, 1996**

[52] **U.S. Cl.** ..... **D12/193**

[58] **Field of Search** ..... D12/193; D6/300,  
D6/303, 310, 311, 313; D11/99, 133; D20/35;  
40/200, 209, 210

[56] **References Cited**

**U.S. PATENT DOCUMENTS**

D. 352,022	11/1994	Liu	.....	D12/193
D. 364,965	12/1995	Haria et al.	.....	D6/300
2,765,553	10/1956	Audette	.....	D12/193

*Primary Examiner*—Freda Nunn  
*Attorney, Agent, or Firm*—Longacre & White

[57] **CLAIM**

The ornamental design for a license plate frame, as shown.

**DESCRIPTION**

FIG. 1 is a front view of a license plate frame according to the present invention;

FIG. 2 is a bottom view of a license plate frame according to the present invention;

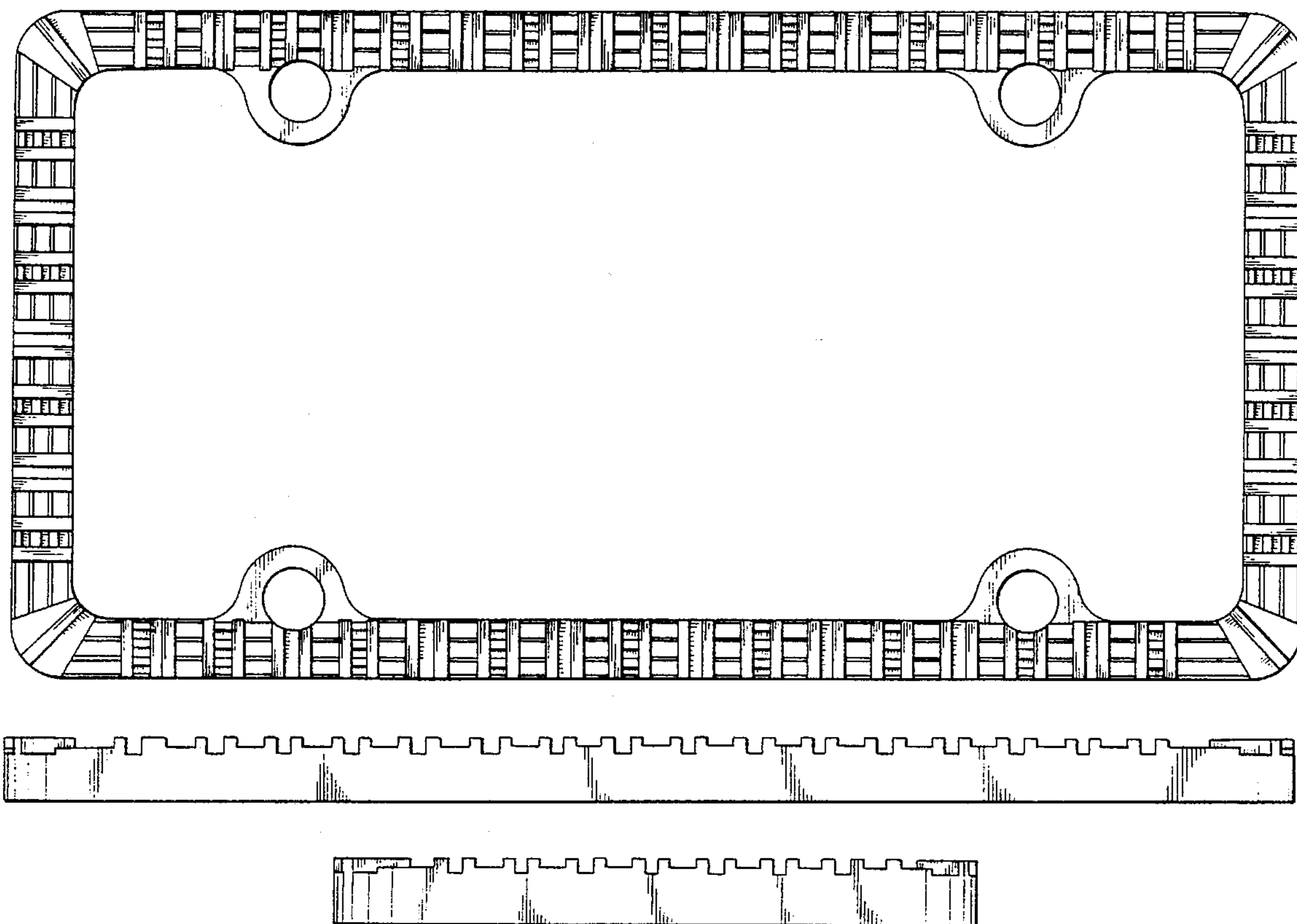
FIG. 3 is a top view of a license plate frame according to the present invention;

FIG. 4 is a left side view of a license plate frame according to the present invention;

FIG. 5 is a right side view of a license plate frame according to the present invention; and,

FIG. 6 is a rear view of a license plate frame according to the present invention.

**1 Claim, 2 Drawing Sheets**






FIG. 1

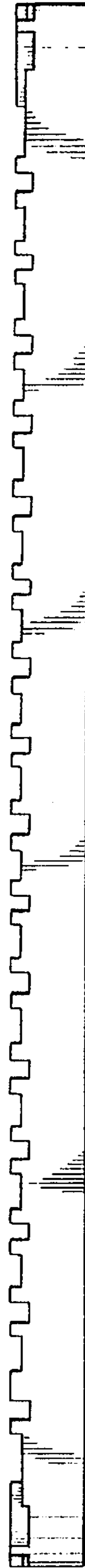


FIG. 2

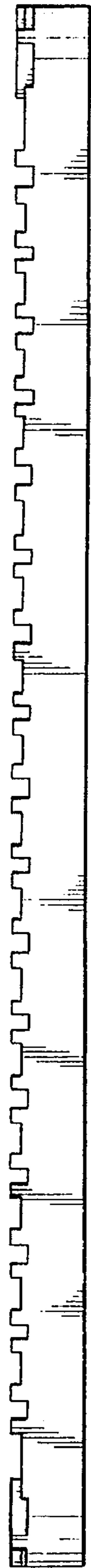


FIG. 3

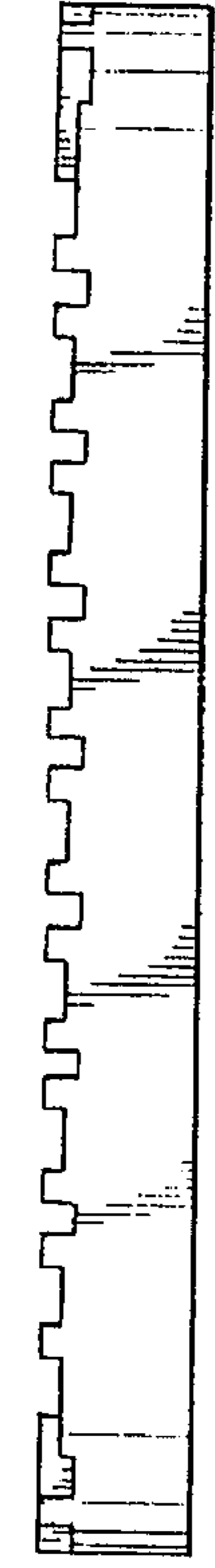


FIG. 4

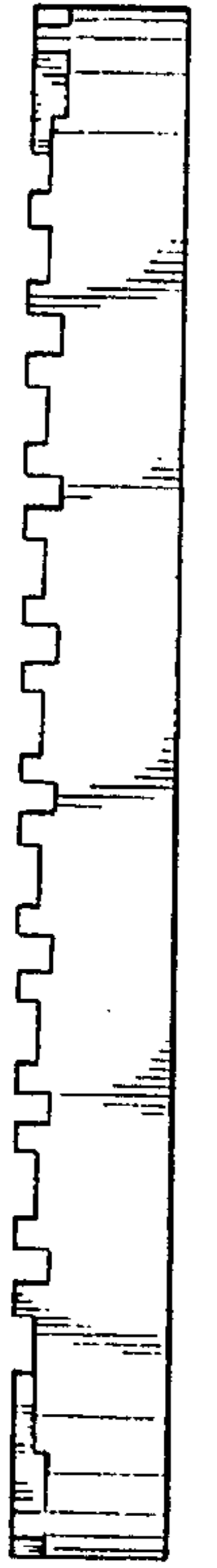


FIG. 5




FIG. 6