



US00D377921S

# United States Patent [19]

Himuro et al.

[11] Patent Number: **Des. 377,921**

[45] Date of Patent: **\*\*Feb. 11, 1997**

[54] **AUTOMOBILE TIRE**

[75] Inventors: **Yasuo Himuro; Hiroshi Imai; Yoshihiko Ichikawa**, all of Tokyo, Japan

[73] Assignee: **Bridgestone Corporation**, Tokyo, Japan

[\*\*] Term: **14 Years**

[21] Appl. No.: **38,512**

[22] Filed: **May 5, 1995**

### [30] Foreign Application Priority Data

Nov. 7, 1994 [JP] Japan ..... 6-33661

[52] U.S. Cl. .... **D12/147**

[58] Field of Search ..... **D12/145-151; 152/209 R, 209 D**

### [56] References Cited

#### U.S. PATENT DOCUMENTS

D. 283,499 4/1986 Hammond ..... D12/146  
D. 344,054 2/1994 Attinello et al. .... D12/151

D. 344,918 3/1994 Graas ..... D12/147  
D. 357,218 4/1995 Powell ..... D12/147  
4,700,762 10/1987 Landers ..... 152/209 R  
4,962,801 10/1990 Tsuda ..... 152/209 R  
5,327,952 7/1994 Glover et al. .... 152/209 R

*Primary Examiner*—James M. Gandy  
*Assistant Examiner*—Robert M. Spear  
*Attorney, Agent, or Firm*—Sughrue, Mion, Zinn, Macpeak & Seas

### [57] CLAIM

The ornamental design for an automobile tire, as shown and described.

### DESCRIPTION

FIG. 1 is a perspective view of an automobile tire showing our new design, it being understood that the tread pattern is repeated uniformly throughout the circumference of the tire; FIG. 2 is a front elevation view thereof, a top plan view and a bottom view are identical with the front elevation view; FIG. 3 is a rear elevation view thereof; FIG. 4 is a right side elevation view thereof; and, FIG. 5 is a left side elevation view thereof.

**1 Claim, 5 Drawing Sheets**

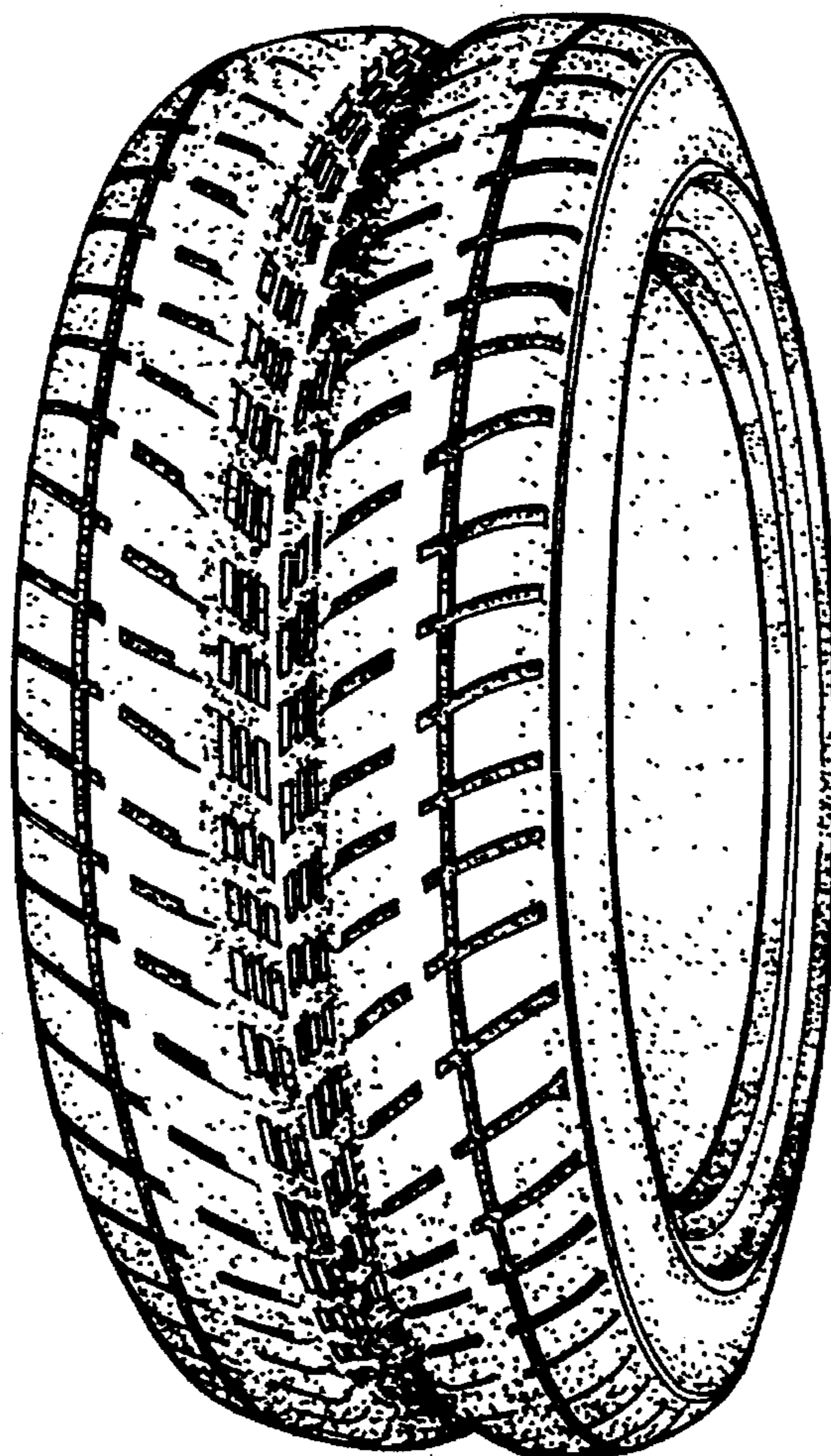


FIG. 1

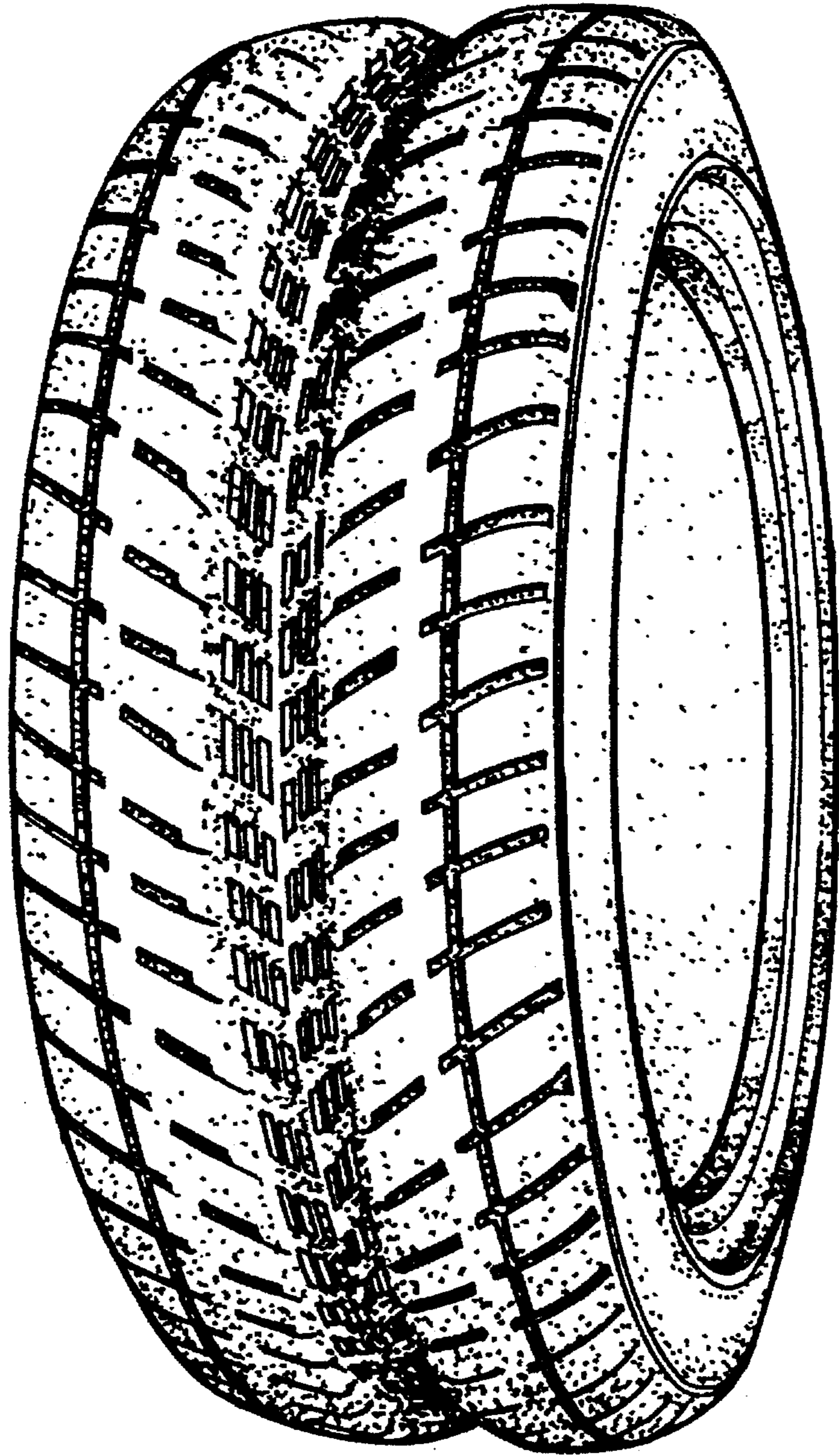


FIG. 2

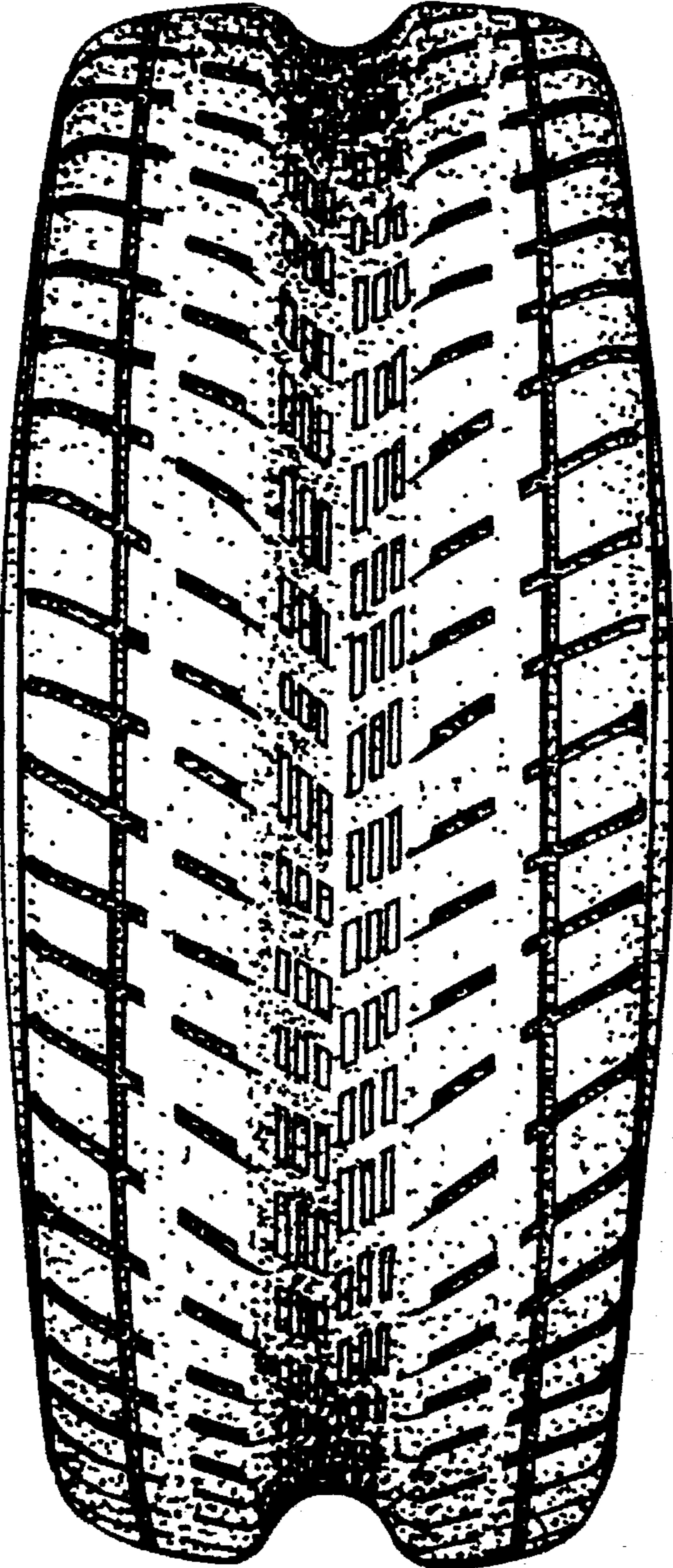


FIG. 3




FIG. 4

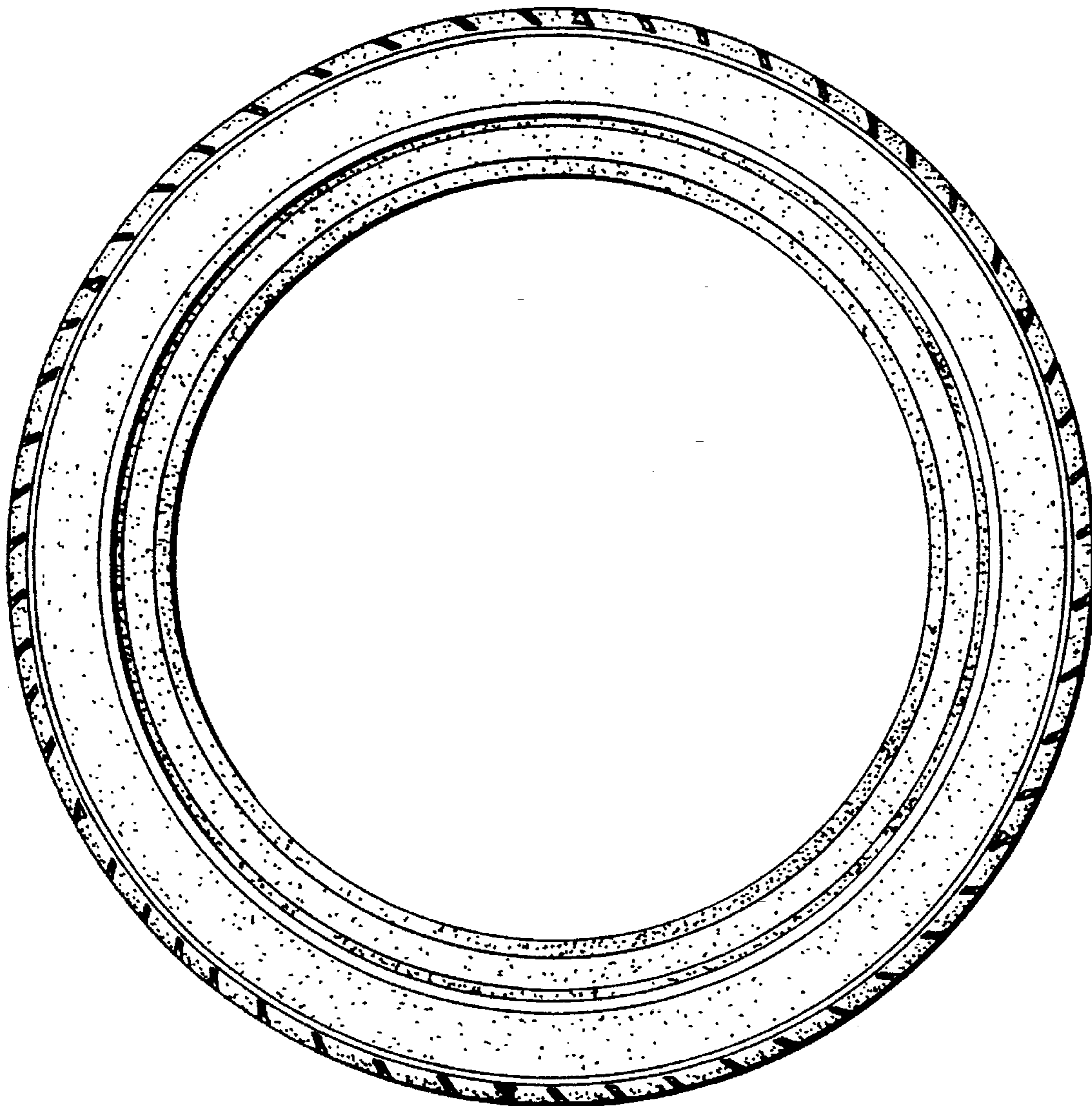


FIG. 5

