



US00D377909S

# United States Patent [19] Smith

[11] **Patent Number: Des. 377,909**

[45] **Date of Patent: \*\*Feb. 11, 1997**

[54] **THERMOSTATIC REMOTE CONTROL**

D. 253,044 10/1979 Hewson ..... D10/50

[75] Inventor: **Anders Smith**, Copenhagen, Denmark

[73] Assignee: **Danfoss A/S**, Denmark

[\*\*] Term: **14 Years**

[21] Appl. No.: **50,449**

[22] Filed: **Feb. 20, 1996**

[30] **Foreign Application Priority Data**

Sep. 15, 1995 [DE] Germany ..... 95 07391.4

[52] **U.S. Cl.** ..... **D10/50**

[58] **Field of Search** ..... D10/49, 50; 165/11.1,  
165/13, 22, 32-41; 236/1 B, 46 R, 47,  
49.3, 87, 94; 337/360, 380; 364/557

[56] **References Cited**

**U.S. PATENT DOCUMENTS**

D. 201,914 8/1965 Munson et al. .... D10/50

D. 238,583 1/1976 Russell ..... D10/49 X

**OTHER PUBLICATIONS**

Data sheet for "Thermostatic sensors type RTD", Danfoss Oct. 1993.

Heimeier sales brochure page showing "Thermostate-Kopf K" and Thermostate-Kopf F.

*Primary Examiner*—Antoine Duval Davis

*Attorney, Agent, or Firm*—Merchant, Gould Smith, Edell Welter & Schmidt


[57] **CLAIM**

The ornamental design for a thermostatic remote control, as shown.

**DESCRIPTION**

FIG. 1 is a perspective view of my new invention;  
FIG. 2 is a side plan view;  
FIG. 3 is a top plan view; and,  
FIG. 4 is a bottom plan view.

**1 Claim, 4 Drawing Sheets**








FIG. 1






FIG. 2






FIG. 3






FIG. 4