



US00D377907S

United States Patent [19]

[11] **Patent Number: Des. 377,907**

Burgener

[45] **Date of Patent: **Feb. 11, 1997**

[54] **WATCH**

D. 356,961	4/1995	Giardiello	D10/30 X
D. 361,521	8/1995	Koga	D10/38 X
D. 365,767	1/1996	Hitter	D10/32
D. 369,303	4/1996	Giardiello	D10/39

[75] **Inventor: Eddy Burgener, Le Landeron, Switzerland**

[73] **Assignee: Sportime Watches AG, Bienne, Switzerland**

Primary Examiner—Janice E. Seeger
Attorney, Agent, or Firm—Sughrue, Mion, Zinn, Macpeak & Seas

[**] **Term: 14 Years**

[57] **CLAIM**

[21] **Appl. No.: 45,889**

The ornamental design for a watch, as shown.

[22] **Filed: Nov. 1, 1995**

DESCRIPTION

[30] Foreign Application Priority Data

May 3, 1995 [XH] Hague Agreement DMA/002927

[52] **U.S. Cl.** **D10/39; D10/30**

[58] **Field of Search** **D10/30, 32, 38, D10/39, 128; 368/280-282, 285, 276, 277, 294**

FIG. 1 is a perspective view of a watch showing my new design;

FIG. 2 is a top plan view thereof;

FIG. 3 is a bottom plan view thereof;

FIG. 4 is a side elevational view of one side thereof;

FIG. 5 is a side elevational view of an opposite side thereof;

FIG. 6 is an end elevational view of one end thereof; and,

FIG. 7 is an end elevational view of an opposite end thereof.

[56] References Cited

U.S. PATENT DOCUMENTS

D. 349,654 8/1994 Giardiello D10/30 X

1 Claim, 4 Drawing Sheets




FIG. 1




FIG. 2




FIG. 3




FIG. 4




FIG. 5




FIG. 6




FIG. 7

