



US00D377880S

United States Patent [19]

Oyama, Jr.

[11] Patent Number: **Des. 377,880**

[45] Date of Patent: ****Feb. 11, 1997**

[54] **BENCH CUSHION**

[76] Inventor: **George C. Oyama, Jr.**, 6322 B Ferris Sq., San Diego, Calif. 92121

[**] Term: **14 Years**

[21] Appl. No.: **44,785**

[22] Filed: **Sep. 29, 1995**

[52] U.S. Cl. **D6/601; D6/596**

[58] Field of Search **D6/595, 596, 601; 297/452.21, 452.22, 452.23, 452.25, 452.26; 5/652, 653**

[56] **References Cited**

U.S. PATENT DOCUMENTS

5,018,790	5/1991	Jay	297/452.25
5,378,045	1/1995	Siekman et al.	297/452.25
5,395,162	3/1995	Jay et al.	297/452.25

Primary Examiner—Lisa P. Lichtenstein
Attorney, Agent, or Firm—Flam & Flam; Fred Flam

[57] **CLAIM**

The ornamental design for a bench cushion, as shown and described.

DESCRIPTION

FIG. 1 is a top plan view of a bench cushion showing my new design;
 FIG. 2 is a bottom plan view thereof;
 FIGS. 3 and 4 are, respectively, front and back elevational views thereof;
 FIG. 5 is a left side elevational view thereof, the right side (not shown) being a mirror image;
 FIG. 6 is a top plan view of a bench cushion showing a second embodiment of my new design, the bottom (not shown) being identical to that of the first embodiment as illustrated in FIG. 2.
 FIGS. 7 and 8 are, respectively, front and back elevational views of FIG. 6; and,
 FIG. 9 is a left side elevational view of FIG. 6, the right side (not shown) being a mirror image.

1 Claim, 3 Drawing Sheets

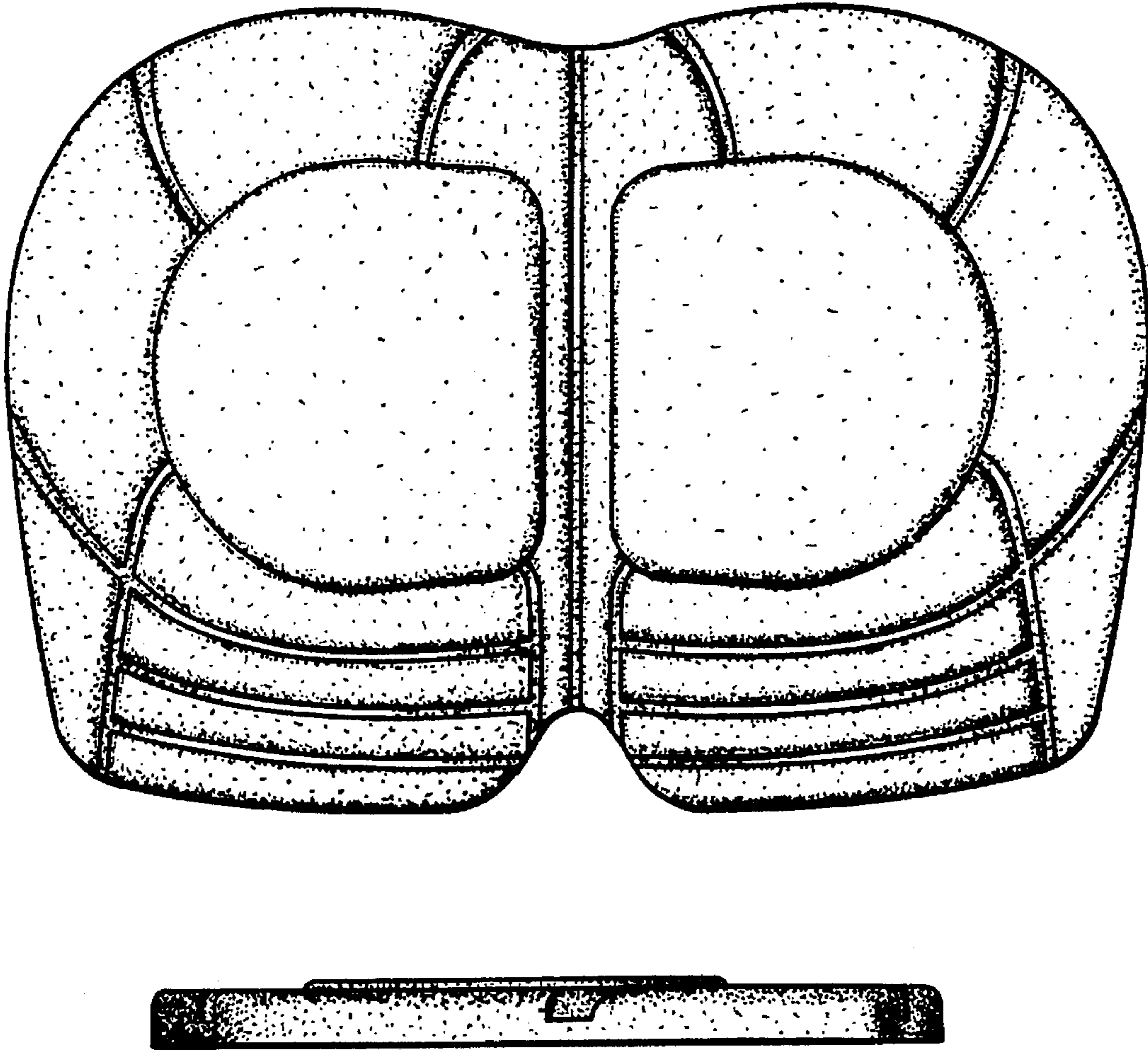


Fig. 1.

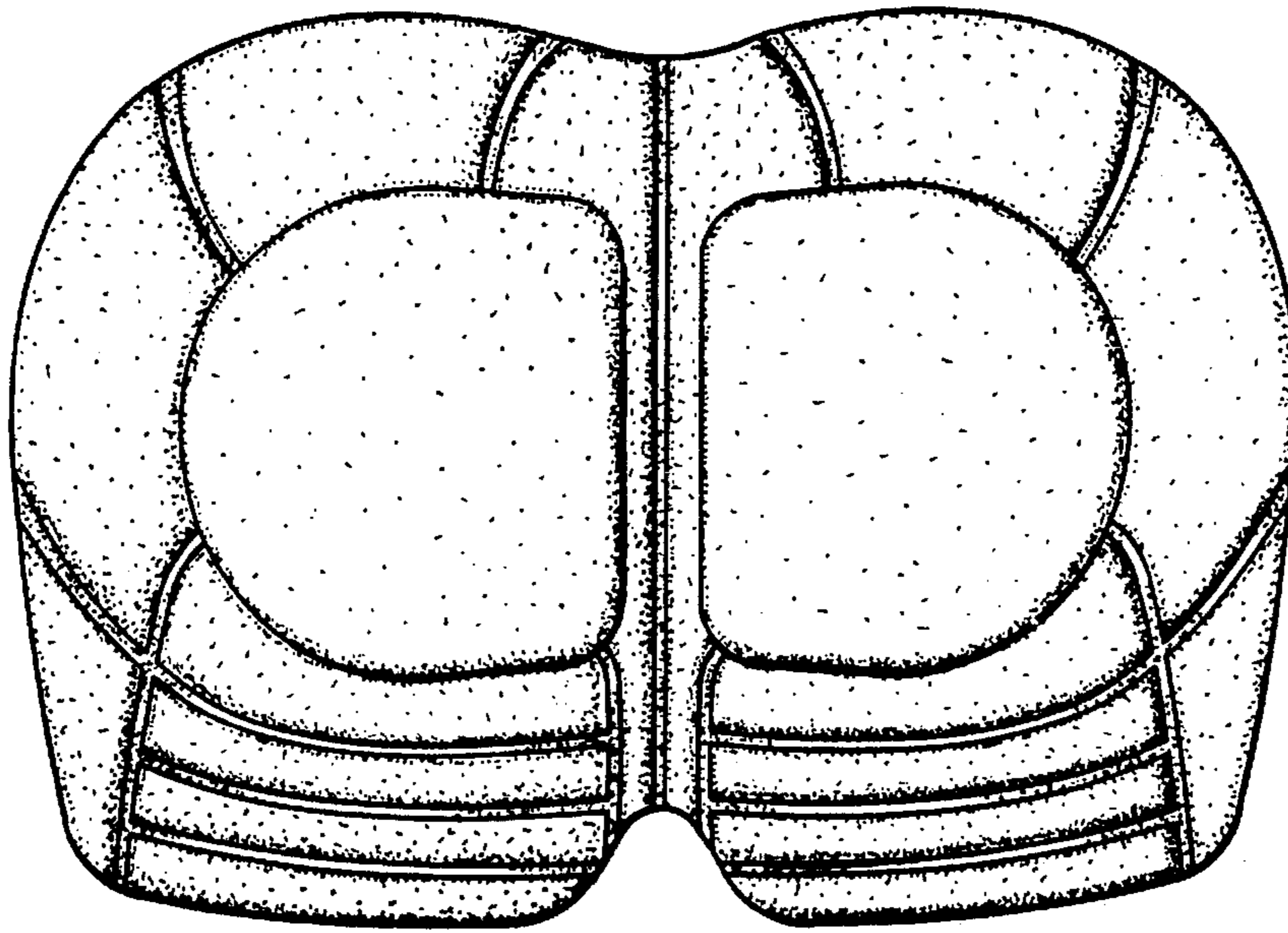


Fig. 2.

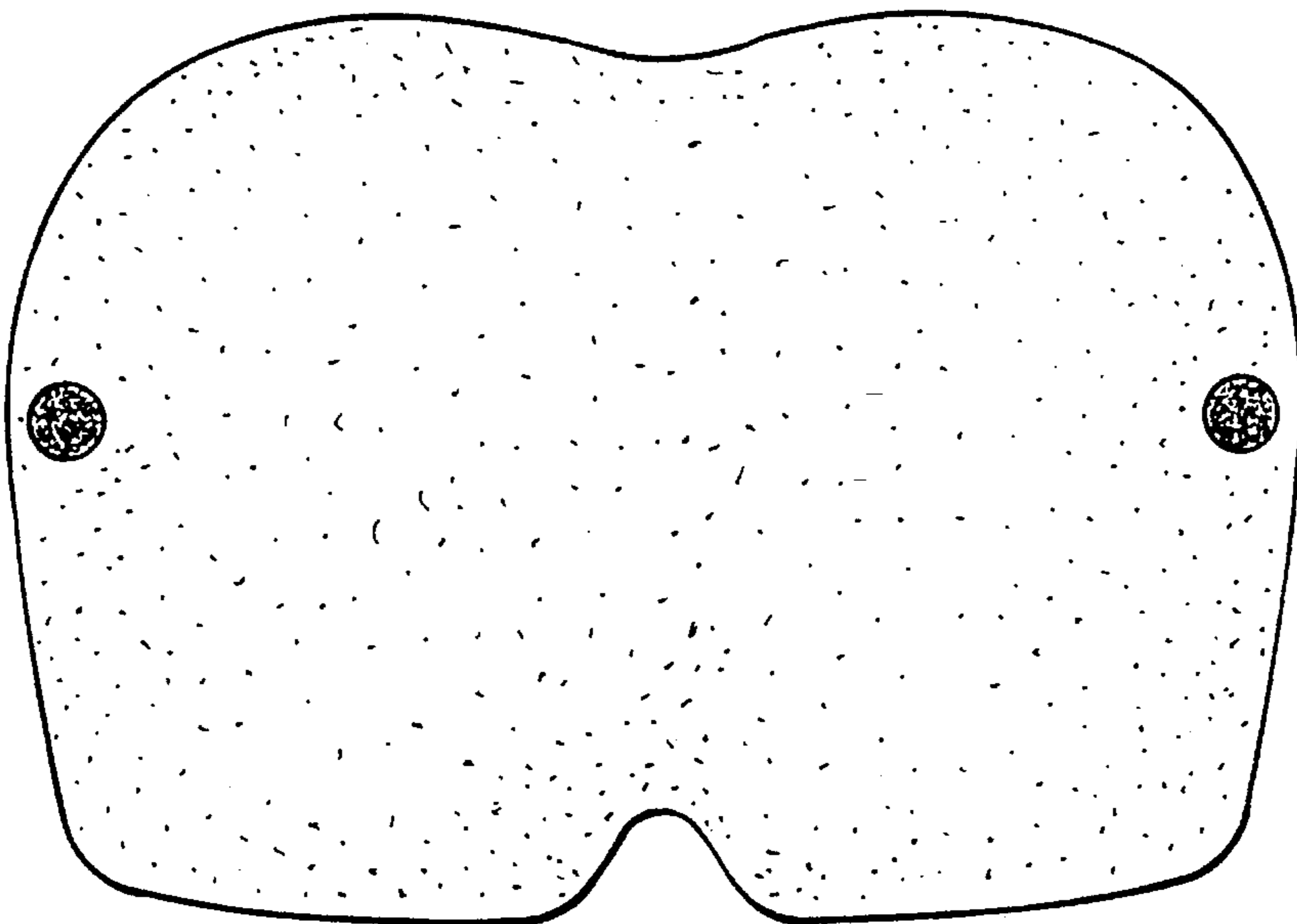


Fig. 3.



Fig. 4.



Fig. 5.



Fig. 6.

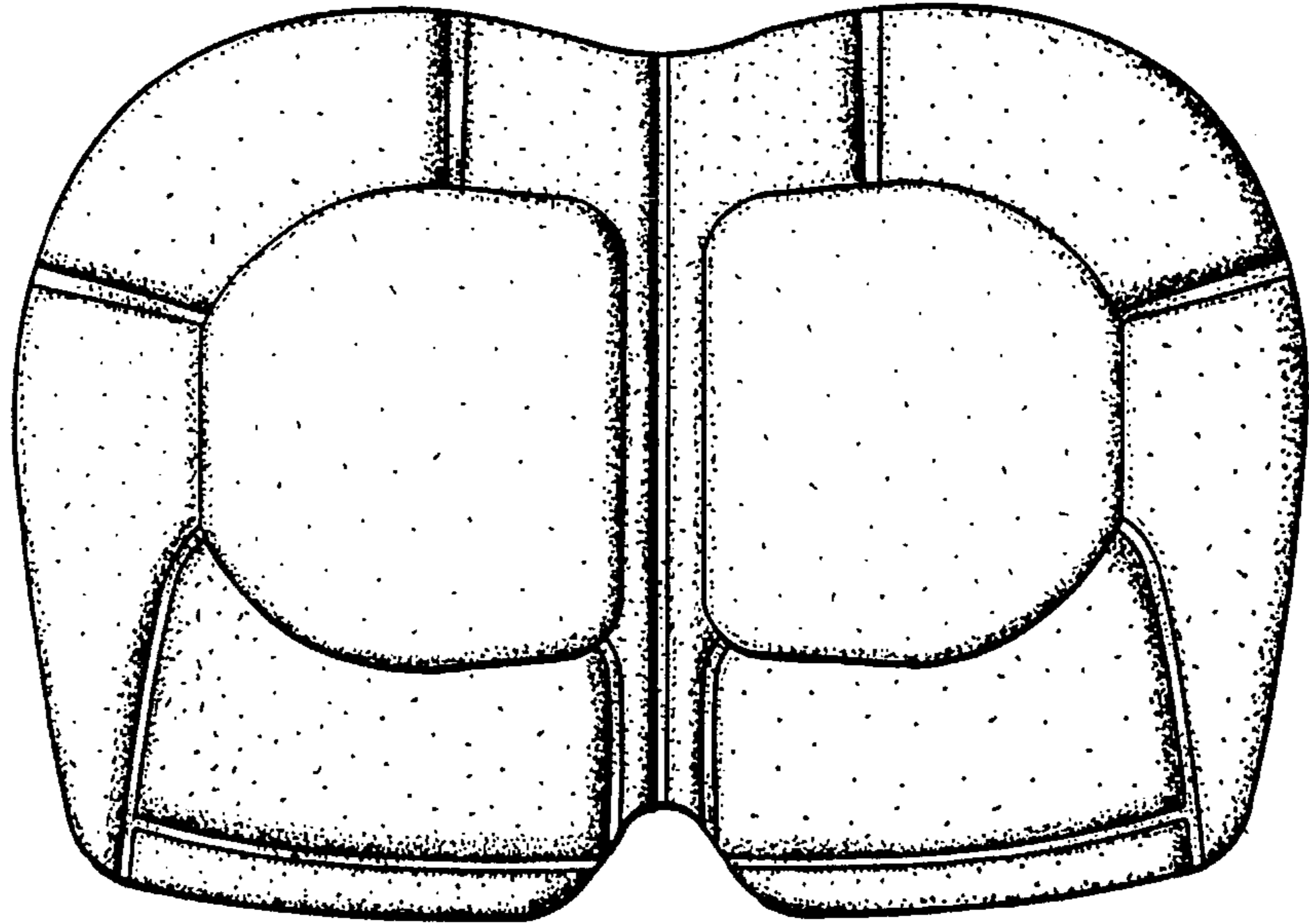


Fig. 7.



Fig. 8.



Fig. 9.

