



US00D377867S

United States Patent [19]

Berghash et al.

[11] Patent Number: **Des. 377,867**

[45] Date of Patent: ****Feb. 11, 1997**

[54] **DENTURE BRUSH**

[75] Inventors: **Robert D. Berghash**, Williamsville;
Daniel A. Jachimowicz, Elba;
Christopher Pearson, Bergen, all of
N.Y.

[73] Assignee: **Brimms Inc.**, Tonawanda, N.Y.

[**] Term: **14 Years**

[21] Appl. No.: **30,051**

[22] Filed: **Oct. 21, 1994**

[52] U.S. Cl. **D4/105; D4/120**

[58] Field of Search D4/104, 112, 119-120,
D4/130, 132-134, 136, 138; 15/143.1, 159.1,
160, 167.1, 167.2, 186-187, DIG. 5, DIG. 6,
106

[56] **References Cited**

U.S. PATENT DOCUMENTS

D. 102,055	11/1936	Kristen	D4/119
D. 231,872	6/1974	Spaulding	D4/104
D. 272,301	1/1984	Itoh	D4/105

D. 301,399	6/1989	Kreyer, Jr.	D4/105
4,679,272	7/1987	Florence	15/106

Primary Examiner—A. Hugo Word
Assistant Examiner—Lavone D. Tabor
Attorney, Agent, or Firm—Phillips, Lytle, Hitchcock, Blaine & Huber

[57] **CLAIM**

The ornamental design for a denture brush, as shown and described.

DESCRIPTION

FIG. 1 is a top plan view of the ornamental design for the improved denture brush;
FIG. 2 is a left side elevation thereof;
FIG. 3 is a bottom plan view thereof;
FIG. 4 is a right side elevation thereof;
FIG. 5 is a left end elevation thereof;
FIG. 6 is a right end elevation thereof; and,
FIG. 7 is a fragmentary view similar to FIG. 1 except the denture brush is inclined such that the bristle tufts are seen in end elevation.

1 Claim, 2 Drawing Sheets

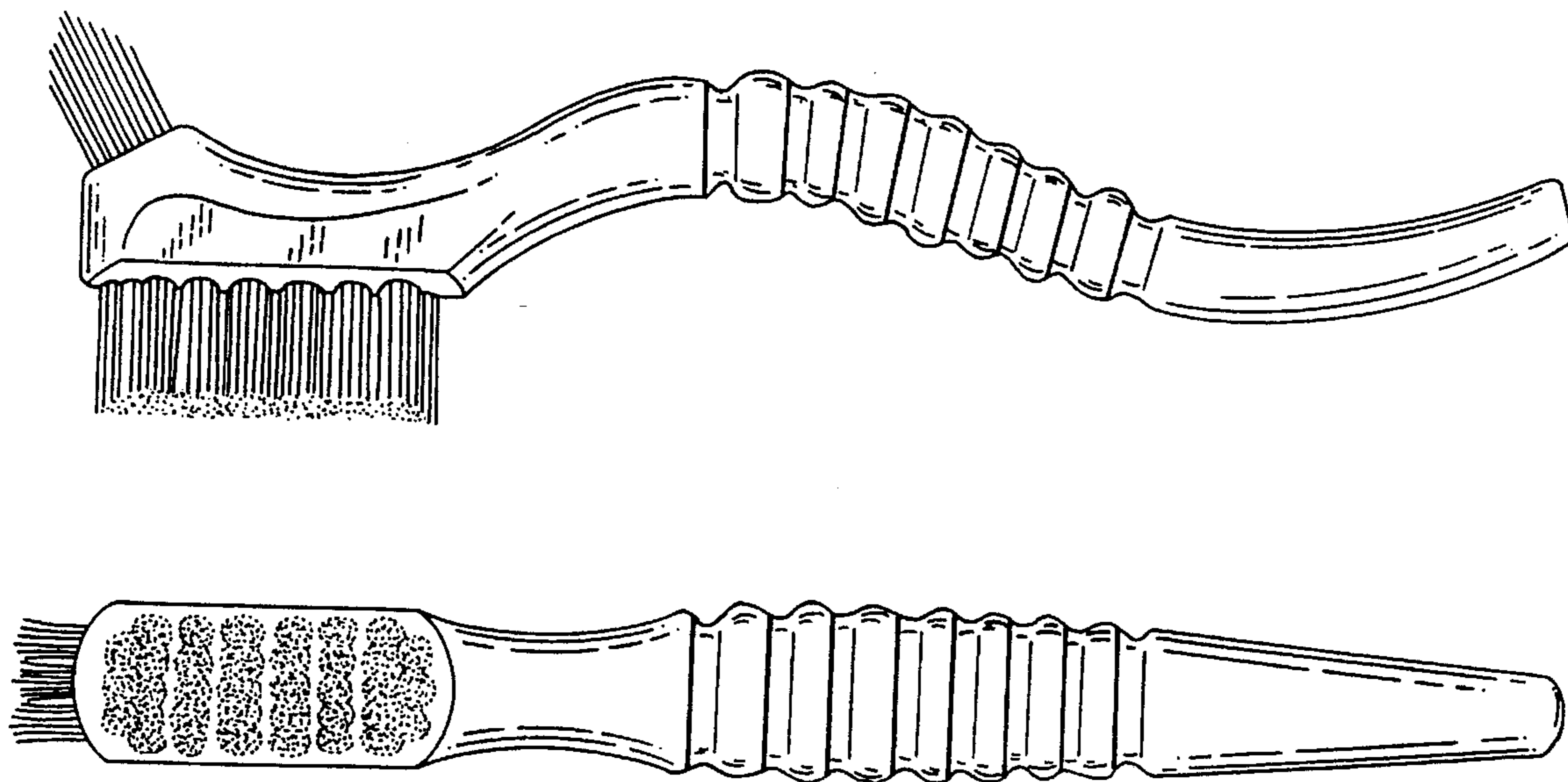


FIG. 1.




FIG. 2.

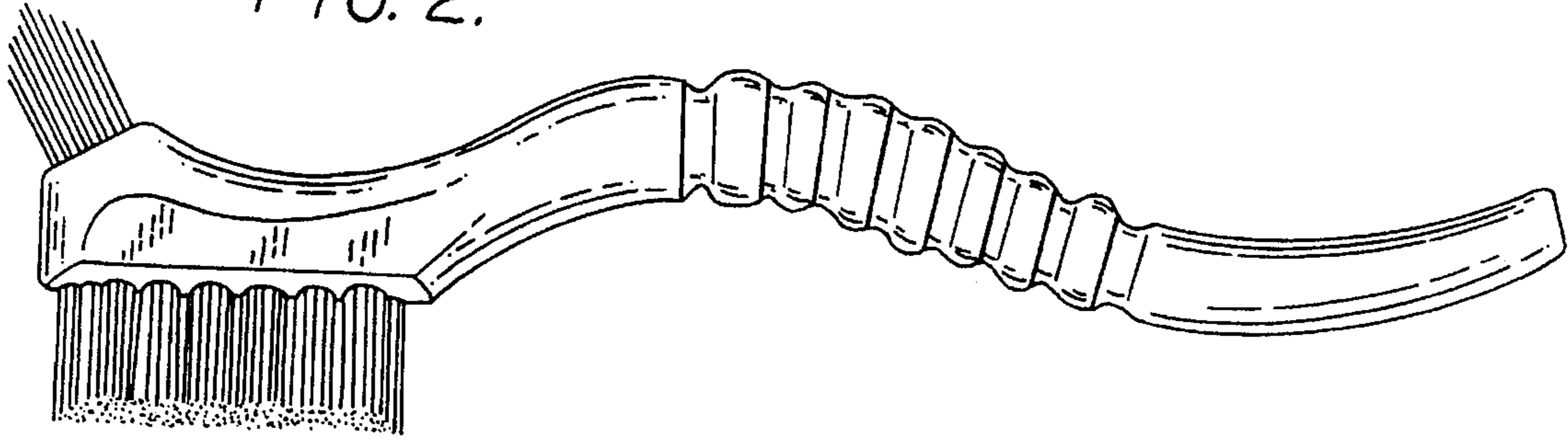


FIG. 3.




FIG. 4.

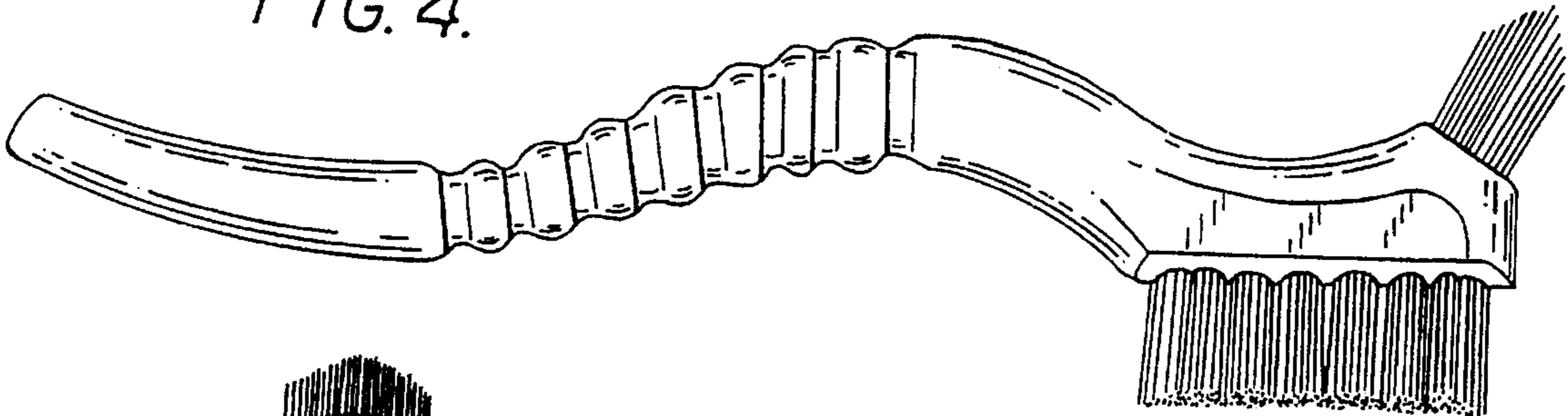


FIG. 7.




FIG. 6.

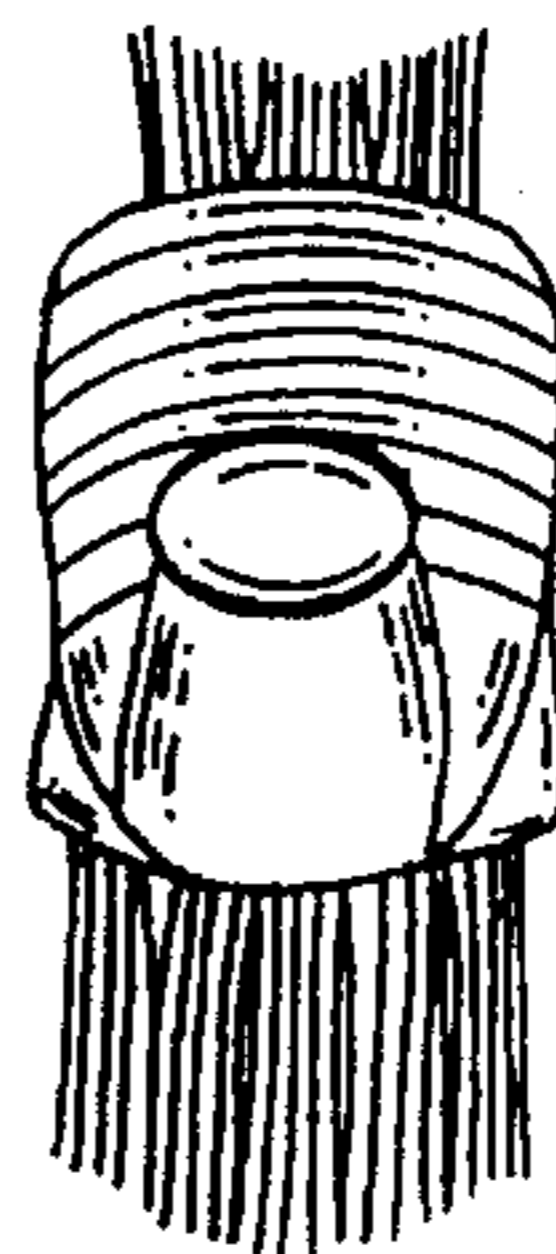


Fig. 5.

