



US00D377820S

United States Patent [19]

Edauw et al.

[11] **Patent Number:** **Des. 377,820**

[45] **Date of Patent:** ****Feb. 4, 1997**

[54] **ROLLER SKATE**

[75] Inventors: **Peter Edauw**, Camalo' Di Povegliano;
Francesco Caeran, Montebelluna, both
of Italy

[73] Assignees: **Nordica S.p.A.**, Italy; **Rollerblade,**
Inc., Minnetonka, Minn.

[**] Term: **14 Years**

[21] Appl. No.: **44,453**

[22] Filed: **Sep. 25, 1995**

[30] **Foreign Application Priority Data**

Mar. 28, 1995 [WO] WIPO DM/032 625

[52] **U.S. Cl.** **D21/226**

[58] **Field of Search** D21/224-227;
D2/904; 280/11.2, 11.19, 11.22, 11.27

[56] **References Cited**

U.S. PATENT DOCUMENTS

5,330,208	7/1994	Charron et al.	280/11.22
5,408,763	4/1995	Sartor et al.	280/11.22
5,415,419	5/1995	Bourque	280/11.22

5,435,579	7/1995	Pozzobon	280/11.22
5,462,296	10/1995	Pozzobon	280/11.22
5,462,297	10/1995	Lee	280/11.22
5,475,936	12/1995	Cavasin	280/11.22
5,486,012	1/1996	Olivieri	280/11.22

OTHER PUBLICATIONS

Washington Post Jun. 25 1995 Ad. Insert, Skate "Bravoblade GL".

Primary Examiner—Raphael Barkai
Attorney, Agent, or Firm—Welsh & Katz, Ltd.

[57] CLAIM

The ornamental design for the roller skate, as shown and described.

DESCRIPTION

FIG. 1 is a perspective view, taken from above, of a roller skate showing our new design;
FIG. 2 is a front view thereof;
FIG. 3 is a rear view thereof;
FIG. 4 is a right side view thereof;
FIG. 5 is a left side view thereof; and,
FIG. 6 is a bottom view thereof.

1 Claim, 6 Drawing Sheets



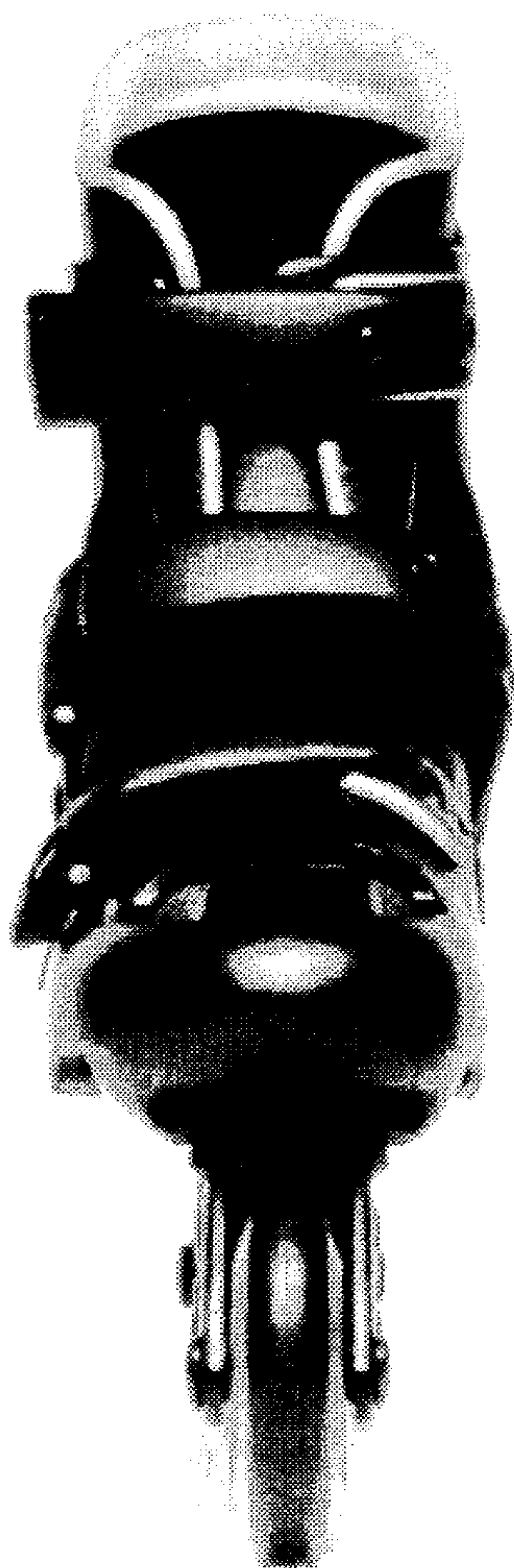


FIG. 1




FIG. 2




FIG. 3



FIG. 4



FIG. 5




FIG. 6