



US00D377815S

United States Patent [19]

[11] **Patent Number:** **Des. 377,815**

Deprima

[45] **Date of Patent:** ****Feb. 4, 1997**

[54] **HUGGING NOVELTY**

[76] **Inventor:** **Anthony J. Deprima, 575 Westwood Dr., Dover, Del. 19904**

[**] **Term:** **14 Years**

[21] **Appl. No.:** **42,961**

[22] **Filed:** **Aug. 21, 1995**

[52] **U.S. Cl.** **D21/168; D2/823**

[58] **Field of Search** **D21/166, 168, D21/189; D11/160; D2/823, 508; D6/599, 453, 582; 446/369, 27, 28, 390**

[56] **References Cited**

U.S. PATENT DOCUMENTS

D. 63,359	11/1923	Costello	D2/823
D. 135,206	3/1943	Mynors	D21/189 X
148,835	3/1874	Lacmann	446/390
D. 279,727	7/1985	Mitchell	.	
D. 297,750	9/1988	Loudenslager	.	
D. 303,897	10/1989	Phillips	D6/599 X
D. 337,762	7/1993	Crane	.	
D. 339,484	9/1993	Greene et al.	D6/582
1,612,643	12/1926	Mulholland	D21/189
2,961,668	11/1960	Hayes	.	
4,197,604	4/1980	Nakamura	.	

4,540,378	9/1985	Cusimano	.	
4,724,548	2/1988	London	D2/508 X
5,027,457	7/1991	Sweet	D6/599 X

Primary Examiner—Lucy Lieberman
Attorney, Agent, or Firm—Richard C. Litman

[57] **CLAIM**

The ornamental design for a hugging novelty, as shown and described.

DESCRIPTION

FIG. 1 is a perspective view of a hugging novelty showing my new design;

FIG. 2 is a top perspective view of the hugging novelty shown in an extended position;

FIG. 3 is a top plan view, the bottom plan view is a mirror image thereto except for the position of the thumb;

FIG. 4 is a front elevational view thereof;

FIG. 5 is a rear elevational view thereof; and,

FIG. 6 is a right side elevational view, the left side being a mirror image thereof.

The broken line showing of a human figure and the pattern on the invention in FIG. 1 is for illustrative purposes only and forms no part of the claimed design.

1 Claim, 3 Drawing Sheets

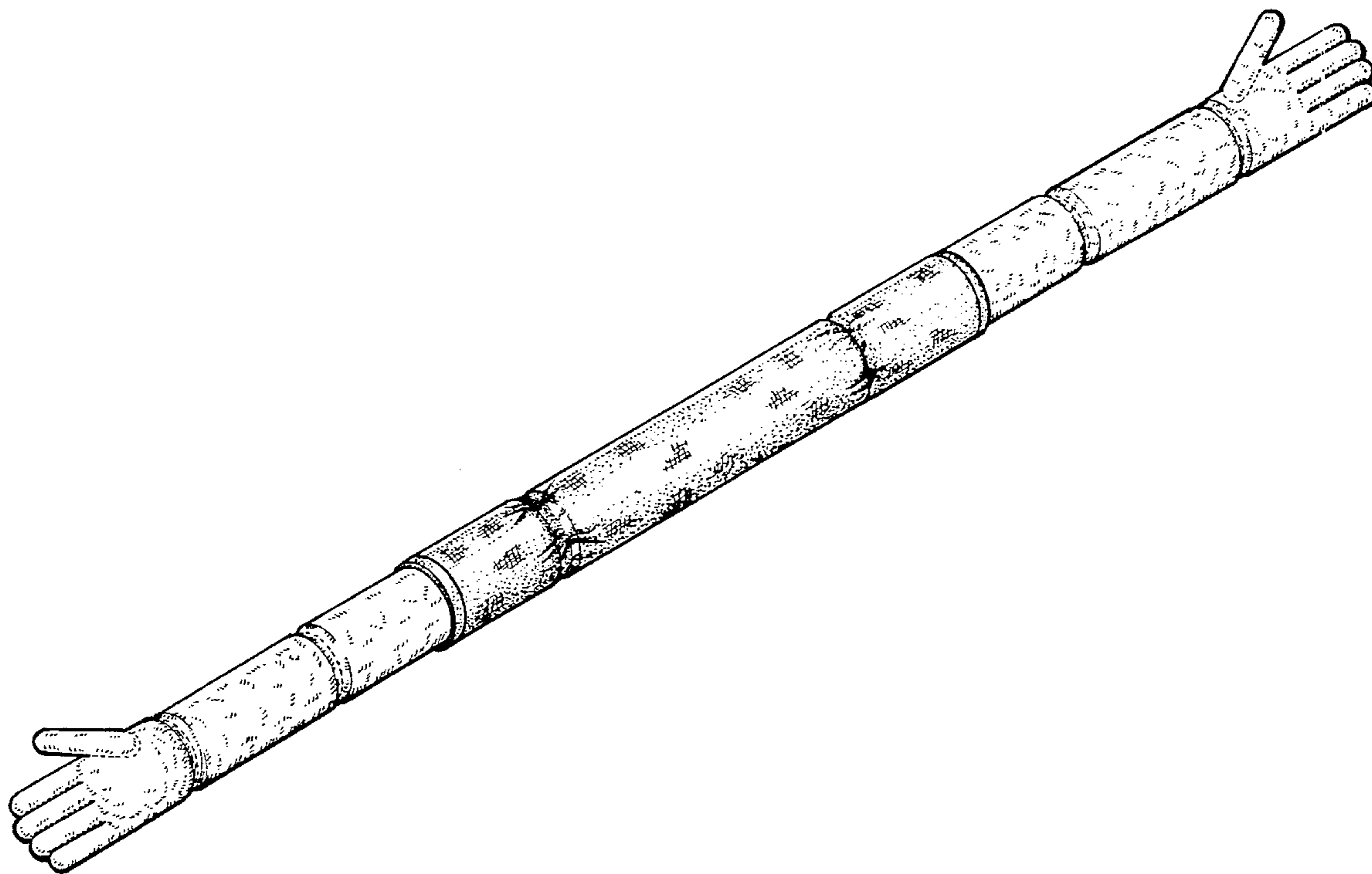
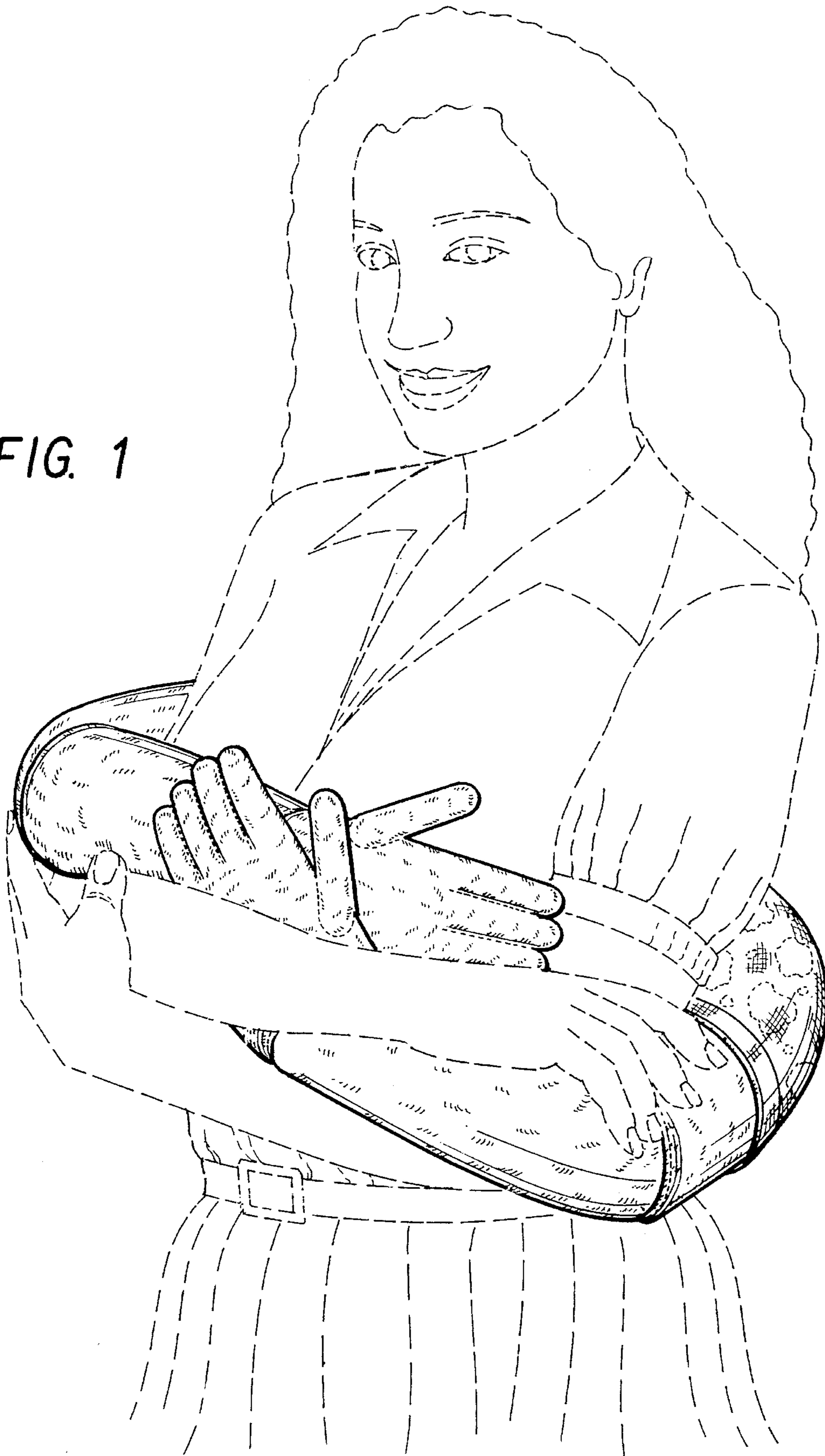


FIG. 1



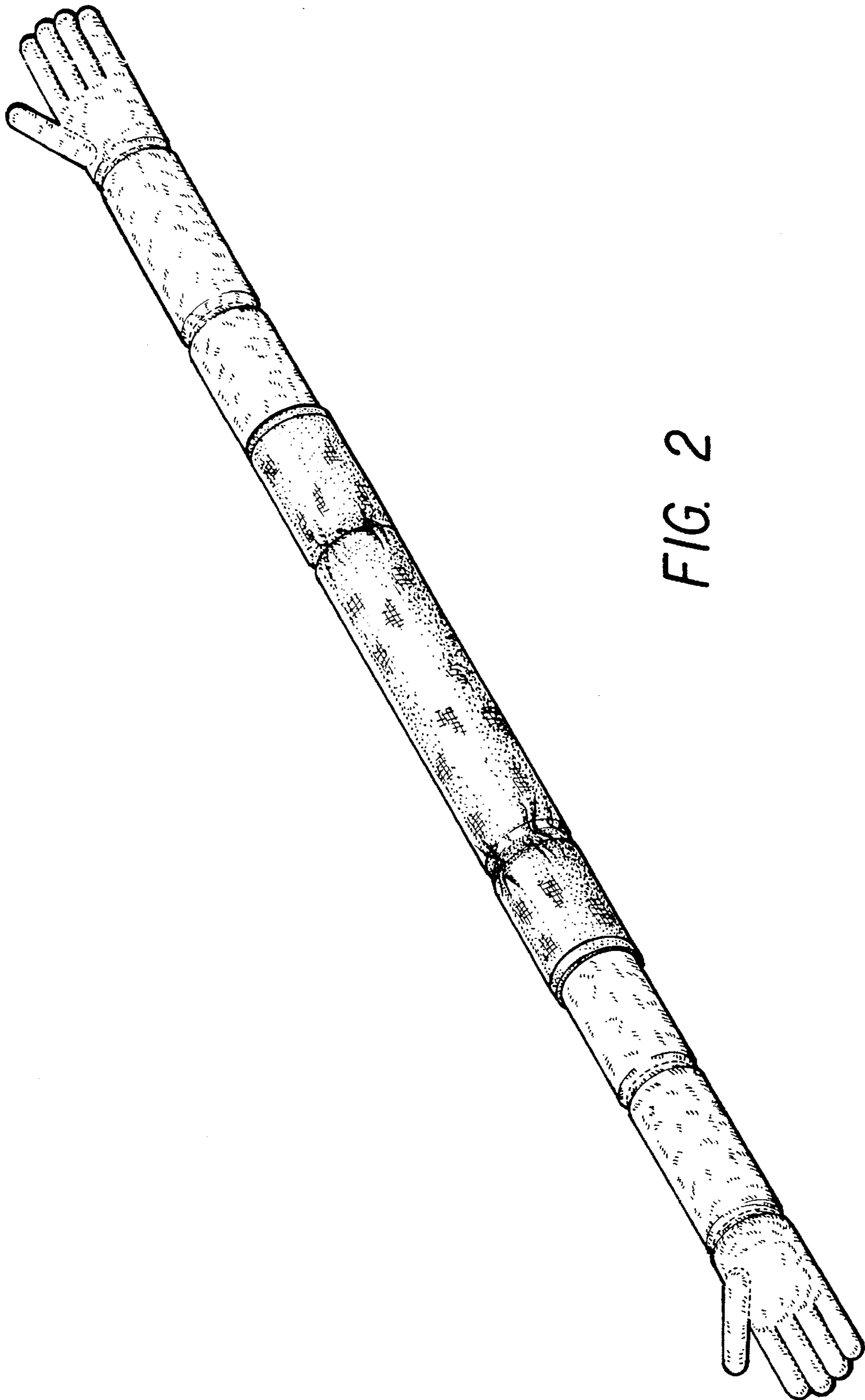


FIG. 2




FIG. 3

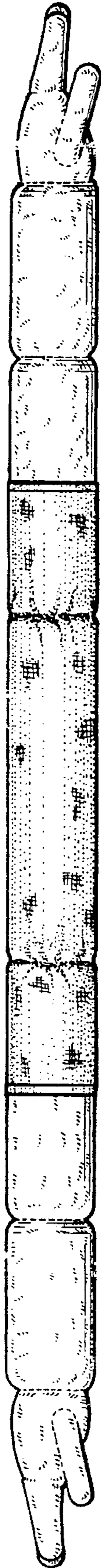


FIG. 4




FIG. 5

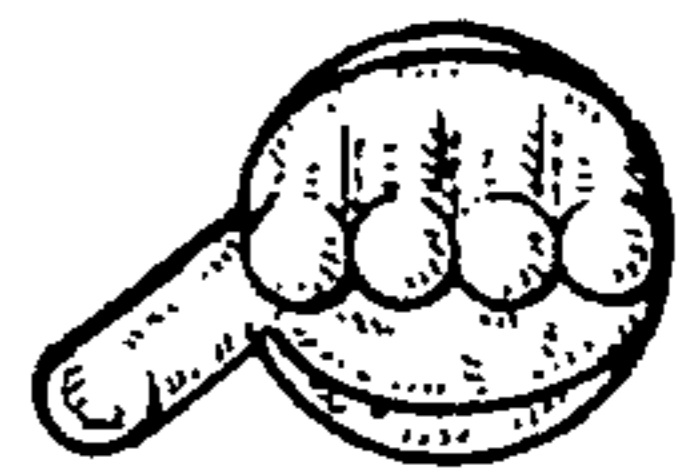


FIG. 6