



US00D377810S

United States Patent [19] Chaperon

[11] **Patent Number:** **Des. 377,810**
[45] **Date of Patent:** ****Feb. 4, 1997**

[54] **GOLFING ACCESSORY**

5,214,871 6/1993 DiCataldo, Sr. 40/6 X

[76] Inventor: **William J. Chaperon**, 2545 Golf Club Rd., Howell, Mich. 48843

OTHER PUBLICATIONS

Austad's, Apr. 7, 1988, p. 18, "Score Mate" Scorecard Holder for Golf.

[**] Term: **14 Years**

Primary Examiner—Prabhakar G. Deshmukh
Assistant Examiner—Cheri Cohen
Attorney, Agent, or Firm—Harold H. Dutton, Jr.; W. Charles L. Jamison; Diane F. Liebman

[21] Appl. No.: **35,322**

[22] Filed: **Feb. 24, 1995**

[52] U.S. Cl. **D20/27**

[58] **Field of Search** D21/234; D20/22, D20/27, 23, 28; 273/32 B, 162 A; 40/124.1, 1.5, 618, 6, 633, 5, 27, 299; 206/232, 806

[57] CLAIM

The ornamental design for a golfing accessory, as shown.

[56] References Cited

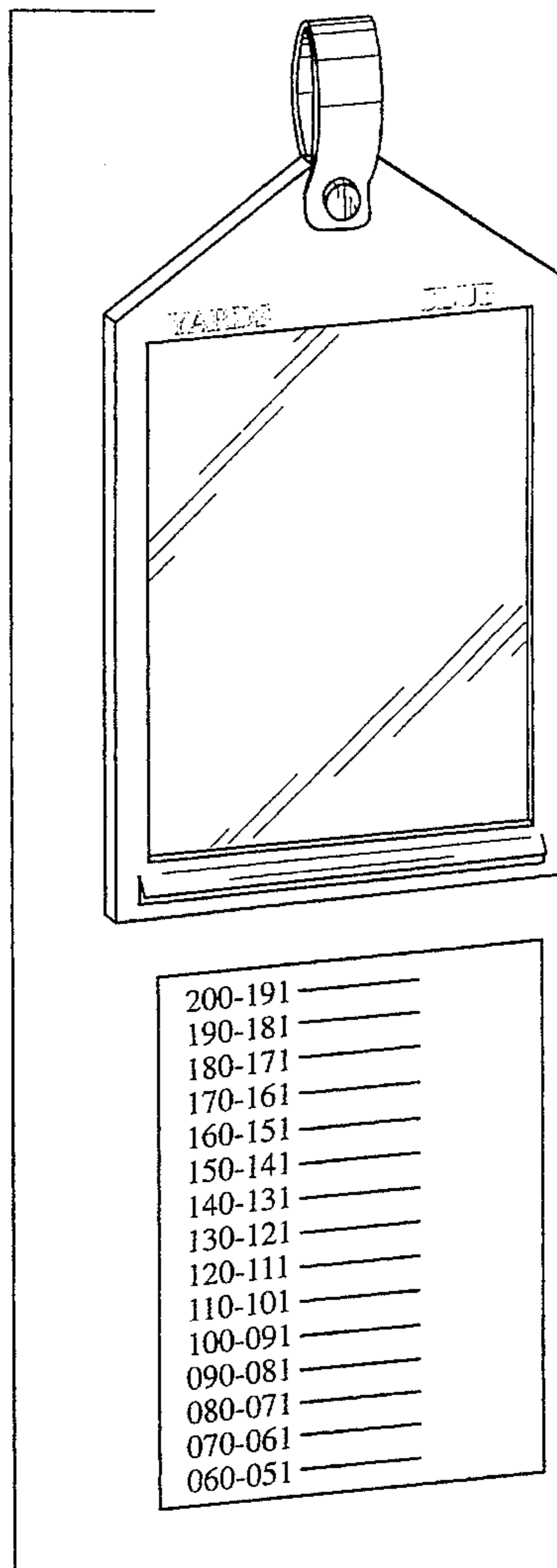
DESCRIPTION

U.S. PATENT DOCUMENTS

D. 59,194	10/1921	Collins	D20/22
D. 287,864	1/1987	Perfect	D20/27
D. 300,835	4/1989	Stevens	D20/27
D. 316,570	4/1991	Golden	D20/22
1,789,910	1/1931	Rosenstein	206/315.1
3,462,864	8/1969	Merser	D20/22 X
3,958,690	5/1976	Gee, Sr.	206/232
4,645,105	2/1987	Plumbridge	224/918 X

FIG. 1 is an exploded perspective view of a golfing accessory showing my new design;
FIG. 2 is a rear view thereof;
FIG. 3 is a left side view thereof;
FIG. 4 is a right side view thereof;
FIG. 5 is a top view thereof; and,
FIG. 6 is a bottom view thereof.

1 Claim, 3 Drawing Sheets



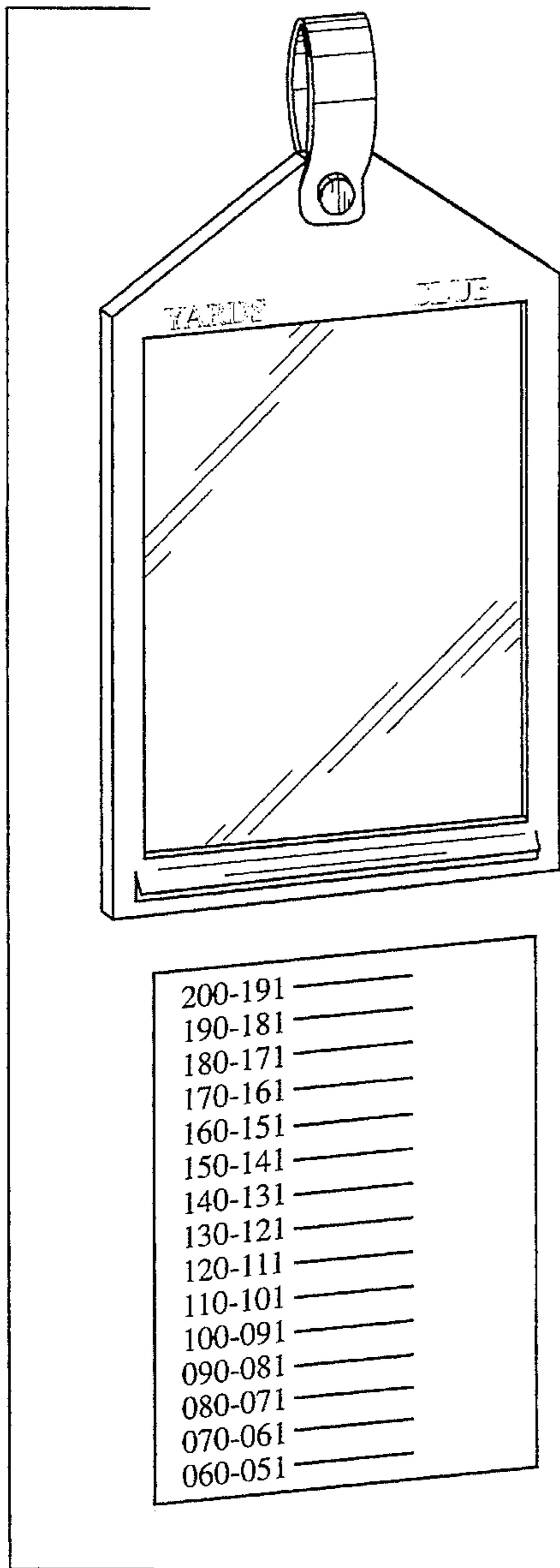


FIG. 1




FIG. 2

FIG. 3

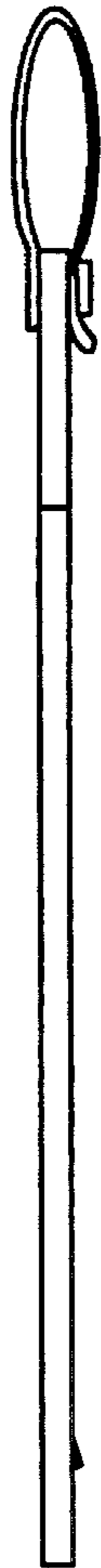


FIG. 4



FIG. 5

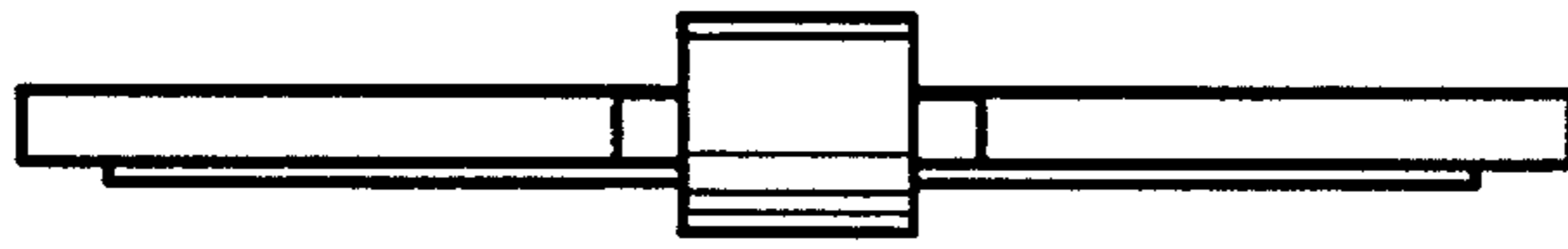


FIG. 6

