



US00D377805S

United States Patent [19]
To

[11] **Patent Number:** **Des. 377,805**

[45] **Date of Patent:** ****Feb. 4, 1997**

[54] **RING BINDER**

[75] **Inventor:** **Simon C. Y. To, Kowloon, Hong Kong**

[73] **Assignee:** **World Wide Stationery
Manufacturing Co. Ltd., Hong Kong**

[**] **Term:** **14 Years**

[21] **Appl. No.:** **45,485**

[22] **Filed:** **Oct. 20, 1995**

[52] **U.S. Cl.** **D19/32**

[58] **Field of Search** **D19/32, 26, 27;**
D20/44; 402/38, 39, 37, 41, 80 R, 80 P,
4, 5, 24; 281/21.1

[56] **References Cited**

U.S. PATENT DOCUMENTS

2,004,570 6/1935 Dawson 402/38
2,013,552 9/1935 Dawson 402/38
3,101,719 8/1963 Vernon 402/38

4,813,803 3/1989 Gross 402/38
5,476,335 12/1995 Whaley 402/38 X

Primary Examiner—Susan J. Lucas
Assistant Examiner—Pamela Burgess
Attorney, Agent, or Firm—Pollock, Vande Sande & Priddy


[57] **CLAIM**

The ornamental design for a ring binder, as shown and described.

DESCRIPTION

FIG. 1 shows a top perspective view of the ring binder;
FIG. 2 shows a view from a first end of the ring binder;
FIG. 3 shows a top view of the ring binder;
FIG. 4 shows a view from a first side of the ring binder;
FIG. 5 shows a view from a second end of the ring binder;
FIG. 6 shows a view from a second side of the ring binder;
and,
FIG. 7 shows a bottom view of the ring binder.

1 Claim, 3 Drawing Sheets



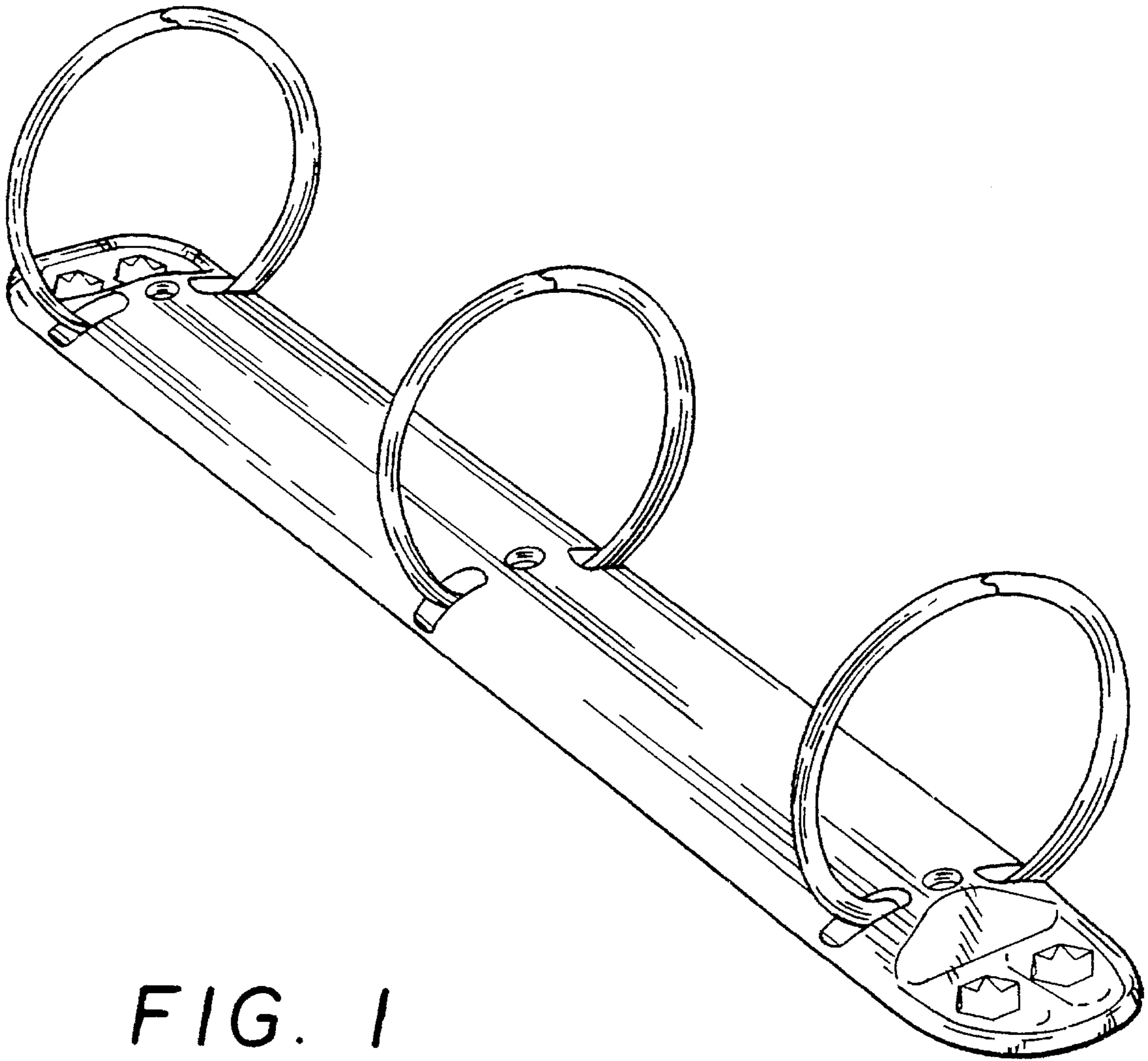


FIG. 1




FIG. 2

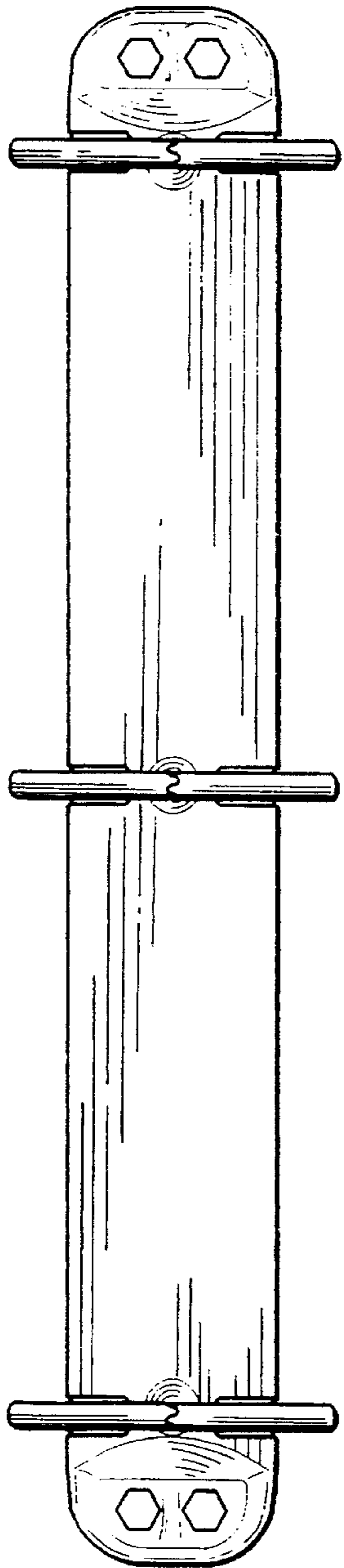


FIG. 3

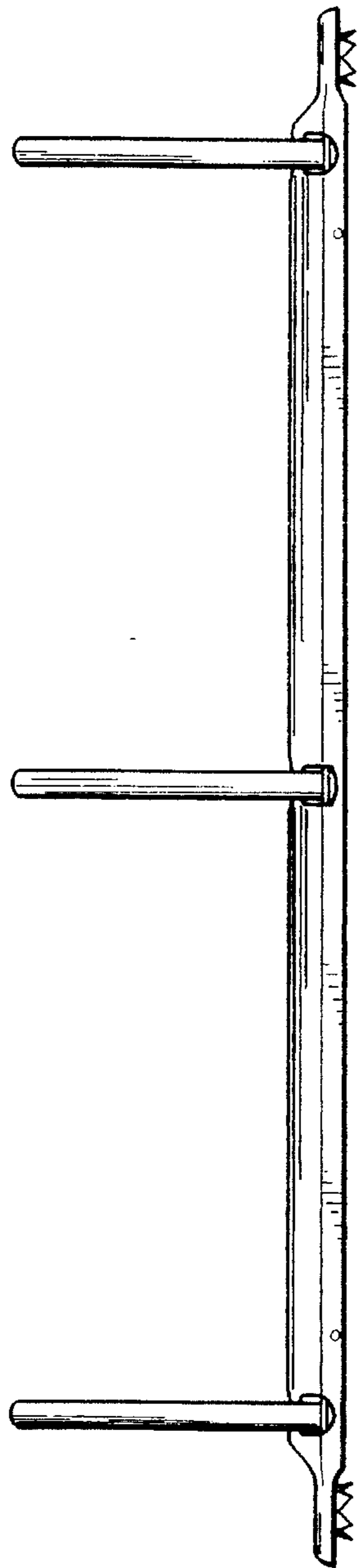


FIG. 4

FIG. 5

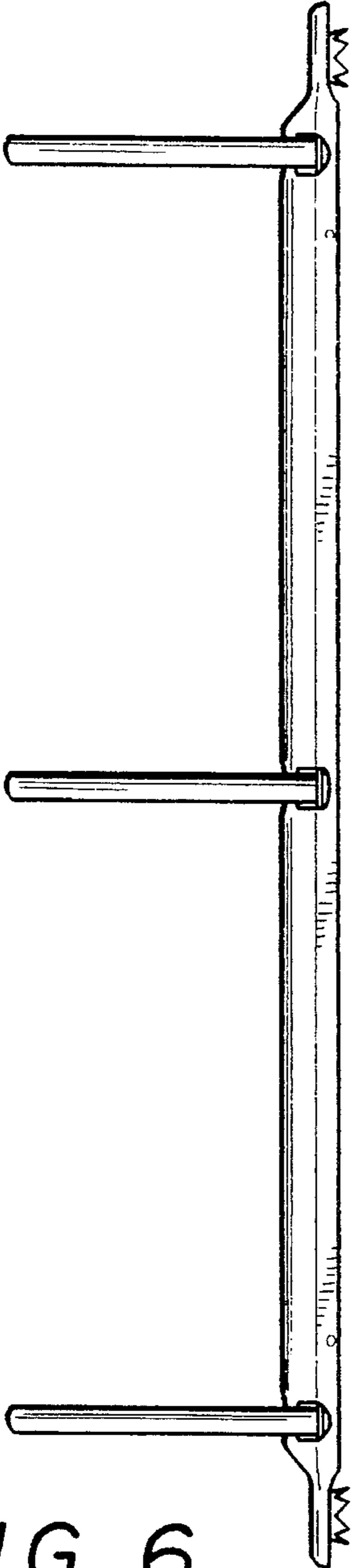



FIG. 6

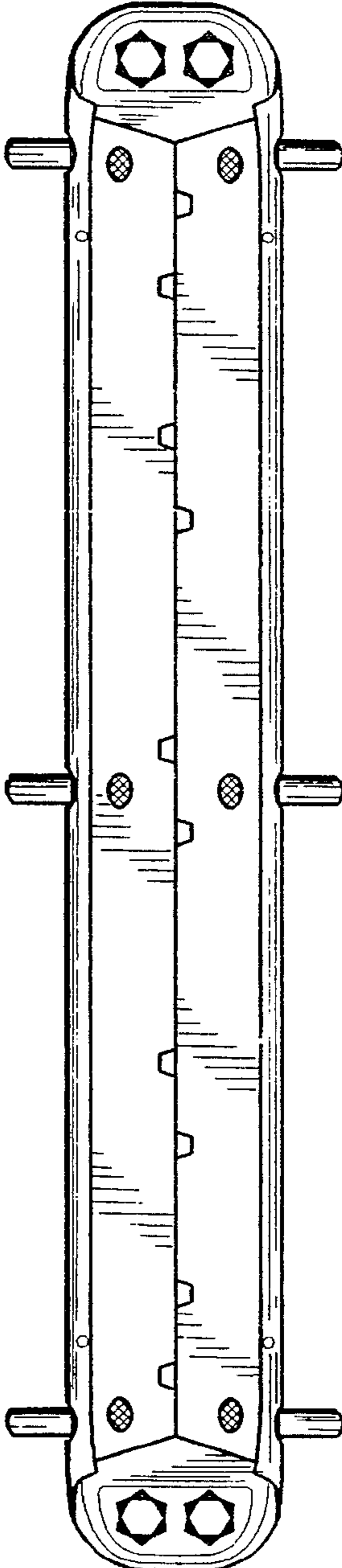


FIG. 7