



US00D377794S

United States Patent [19]

Biasotti et al.

[11] **Patent Number: Des. 377,794**

[45] **Date of Patent: **Feb. 4, 1997**

[54] **PAGER**

D. 343,619 1/1994 Townsend et al. D14/191
D. 356,793 3/1995 Scheid et al. D14/191

[75] Inventors: **Mark Biasotti**, San Jose; **Michael J. Nuttall**, Portola Valley, both of Calif.; **John H. Schaffeld**, New Vernon; **Jose A. Sosa**, Hackettstown, both of N.J.

FOREIGN PATENT DOCUMENTS

6140981 5/1994 Japan 455/38.4

[73] Assignee: **Lucent Technologies Inc.**, Murray Hill, N.J.

Primary Examiner—Sandra L. Morris
Assistant Examiner—Nanda Bondade
Attorney, Agent, or Firm—Samuel R. Williamson

[**] Term: **14 Years**

[57] CLAIM

The ornamental design of a pager, as shown and described.

[21] Appl. No.: **33,041**

DESCRIPTION

[22] Filed: **Jan. 4, 1995**

[52] U.S. Cl. **D14/191**

[58] Field of Search D14/124, 188,
D14/191, 192, 299; 340/311.1; 455/38.1-38.4,
90, 92, 100, 128, 344

FIG. 1 is a top, front and right side perspective view of a pager showing our new design;
FIG. 2 is a front elevation thereof;
FIG. 3 is a rear elevation thereof;
FIG. 4 is a left side elevation thereof;
FIG. 5 is a right side elevation thereof;
FIG. 6 is a top plan view thereof; and,
FIG. 7 is a bottom plan view thereof.

[56] References Cited

U.S. PATENT DOCUMENTS

D. 291,310 8/1987 Ogura D14/191

1 Claim, 2 Drawing Sheets

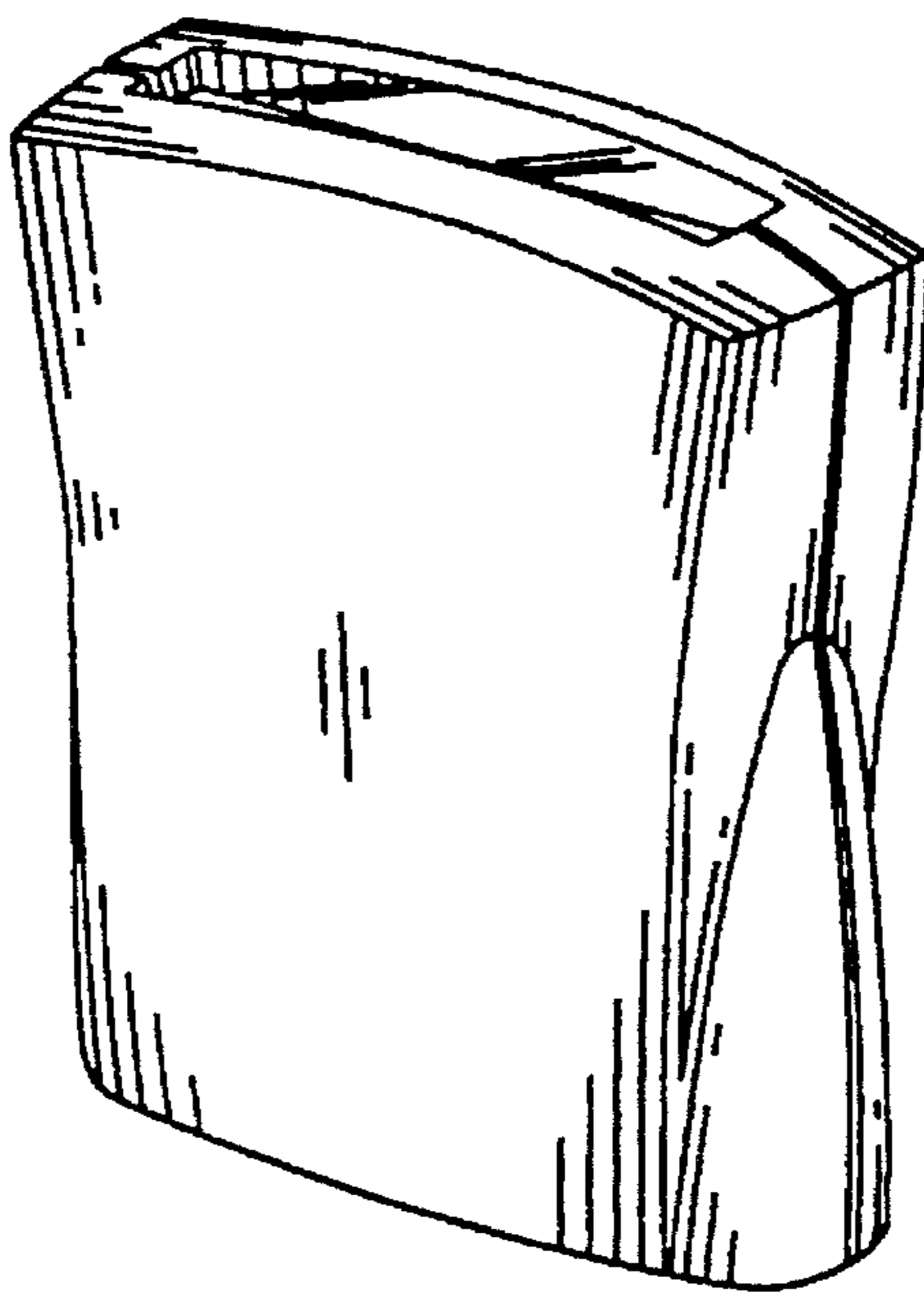


FIG. 1

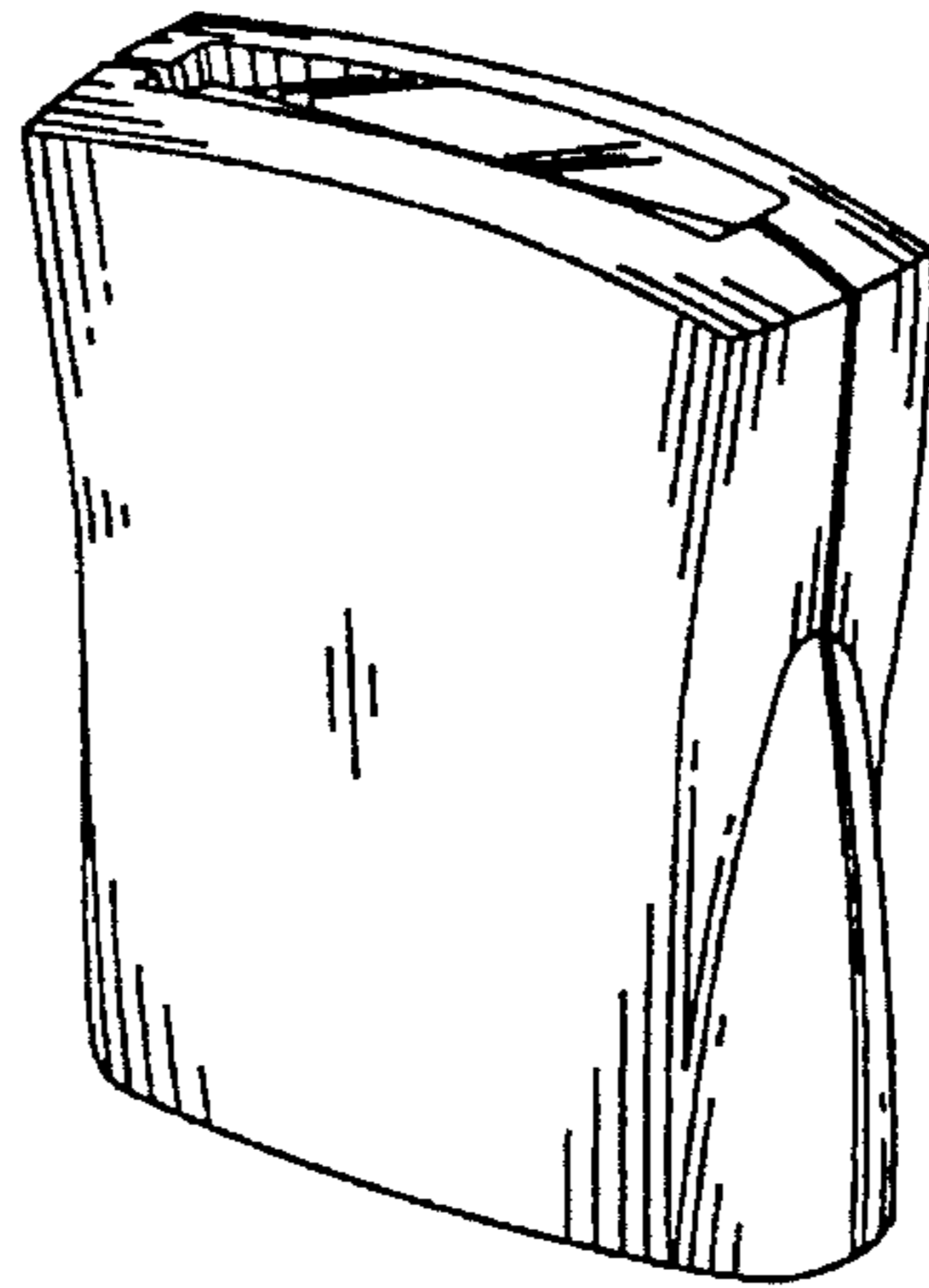


FIG. 2




FIG. 3

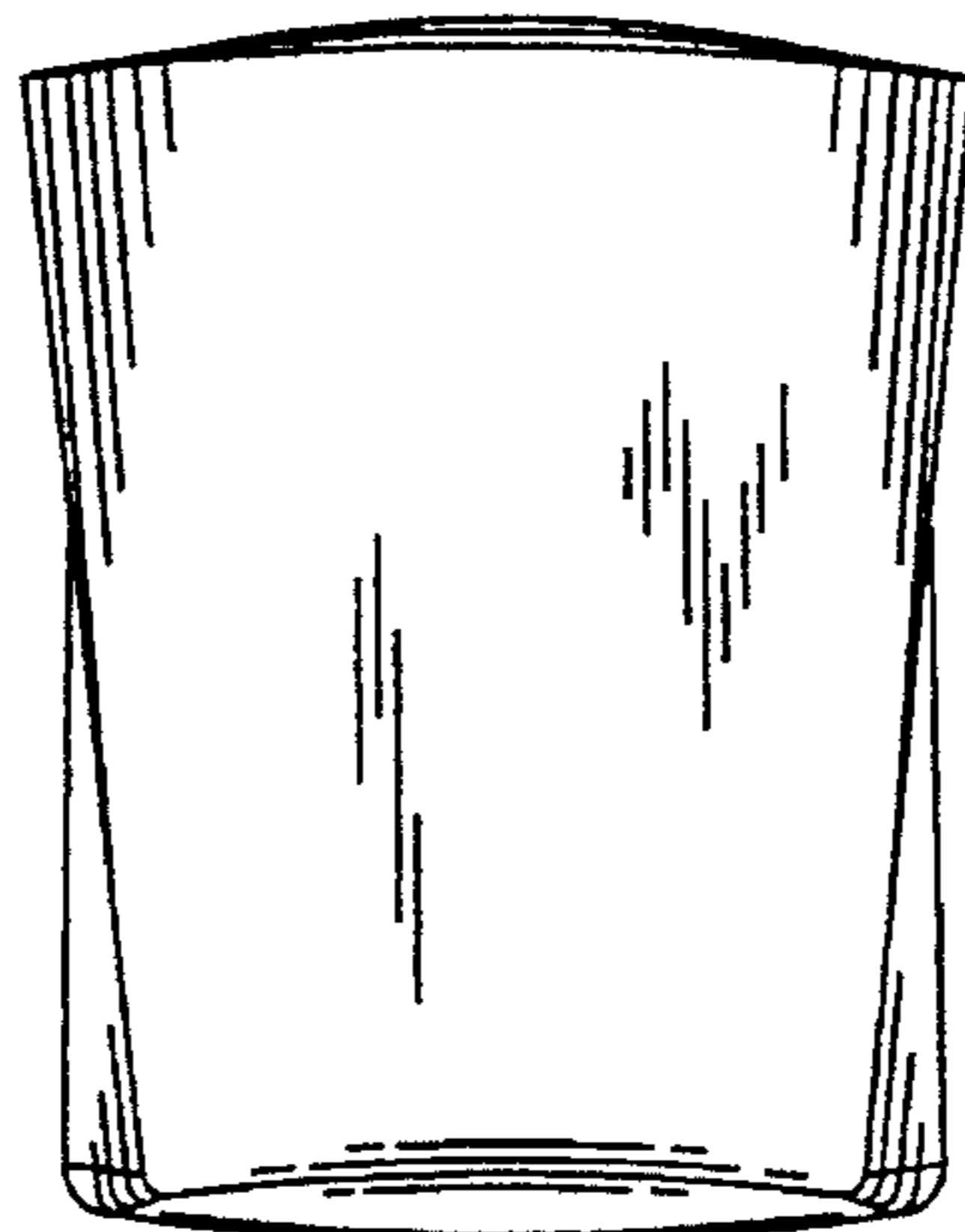


FIG. 4




FIG. 5



FIG. 6

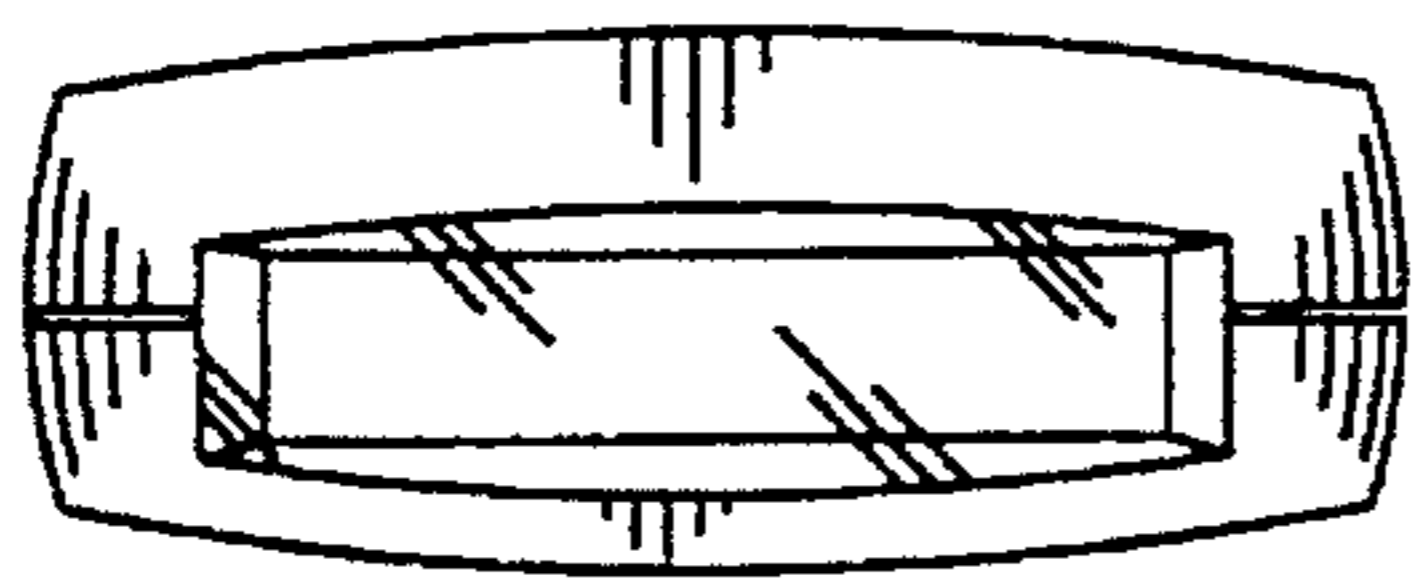


FIG. 7

