



US00D37779S

# United States Patent [19] Smith

[11] Patent Number: **Des. 377,779**

[45] Date of Patent: **\*\*Feb. 4, 1997**

[54] **TRAILER MOUNTED MOBILE  
LAUNDROMAT**

[76] Inventor: **Ronald D. Smith**, 2319 E. 10th St.,  
Joplin, Mo. 64801

[\*\*] Term: **14 Years**

[21] Appl. No.: **34,903**

[22] Filed: **Feb. 15, 1995**

[52] U.S. Cl. .... **D12/195**

[58] Field of Search ..... D12/101, 102,  
D12/103, 105, 195; 296/1.1, 181

[56] **References Cited**

**U.S. PATENT DOCUMENTS**

D. 288,552	3/1987	Kerns et al. ....	D12/195
D. 295,734	5/1988	Barber et al. ....	D12/103 X
D. 340,887	11/1993	Kropf .....	D12/105
4,749,221	6/1988	Scott .....	296/181 X
4,957,323	9/1990	Johnson .....	296/181

*Primary Examiner*—James M. Gandy  
*Assistant Examiner*—Cathron B. Matta  
*Attorney, Agent, or Firm*—Shook, Hardy & Bacon LLP

[57] **CLAIM**

The ornamental design for a trailer mounted mobile laundromat, as shown and described.

**DESCRIPTION**

FIG. 1 is a top plan view of the trailer mounted mobile laundromat according to the present invention;

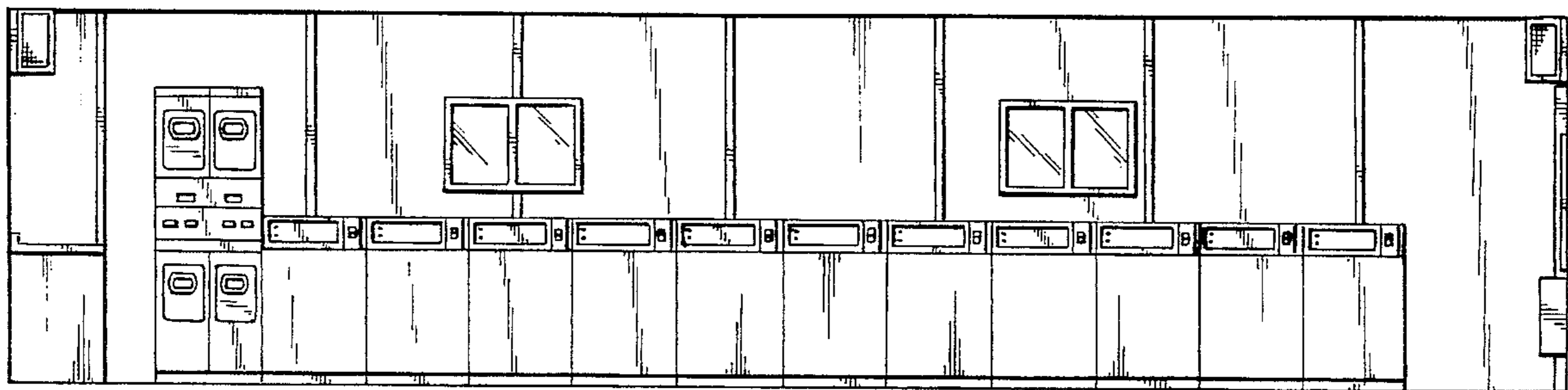
FIG. 2 is an elevational view of one end of the trailer mounted mobile laundromat taken along line 2.2 of FIG. 1;

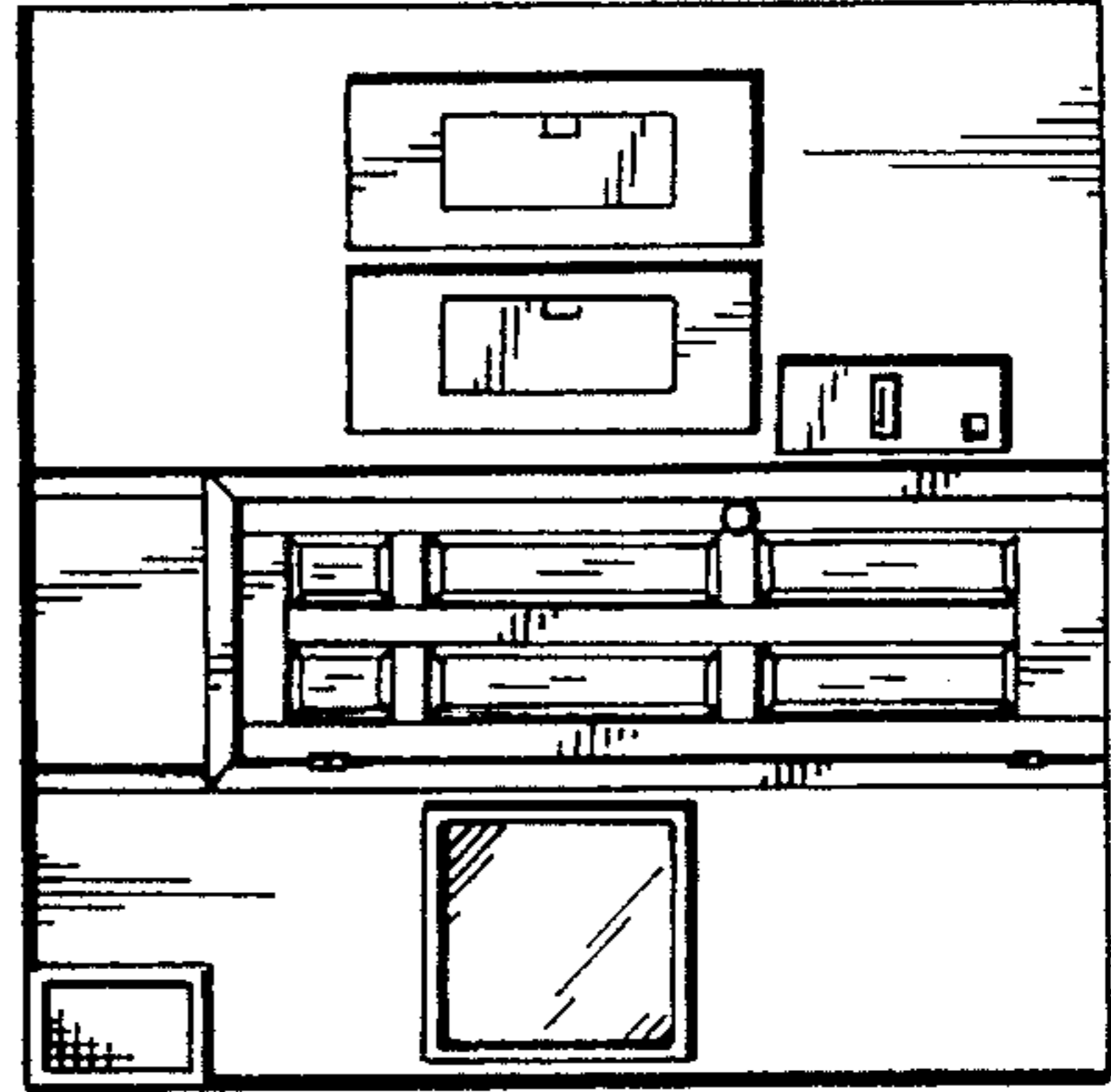
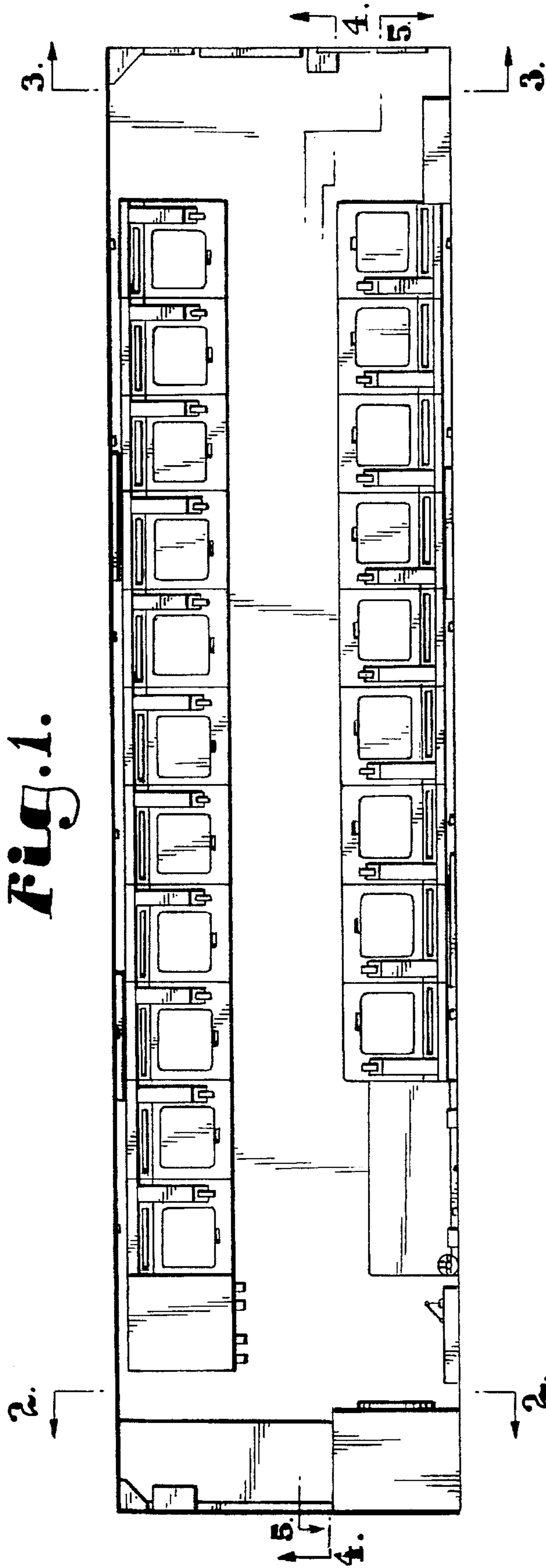
FIG. 3 is an elevational view of the opposite end, taken along line 3.3 of FIG. 1;

FIG. 4 is an elevational view of one side of the trailer mounted mobile laundromat according to the present invention; and,

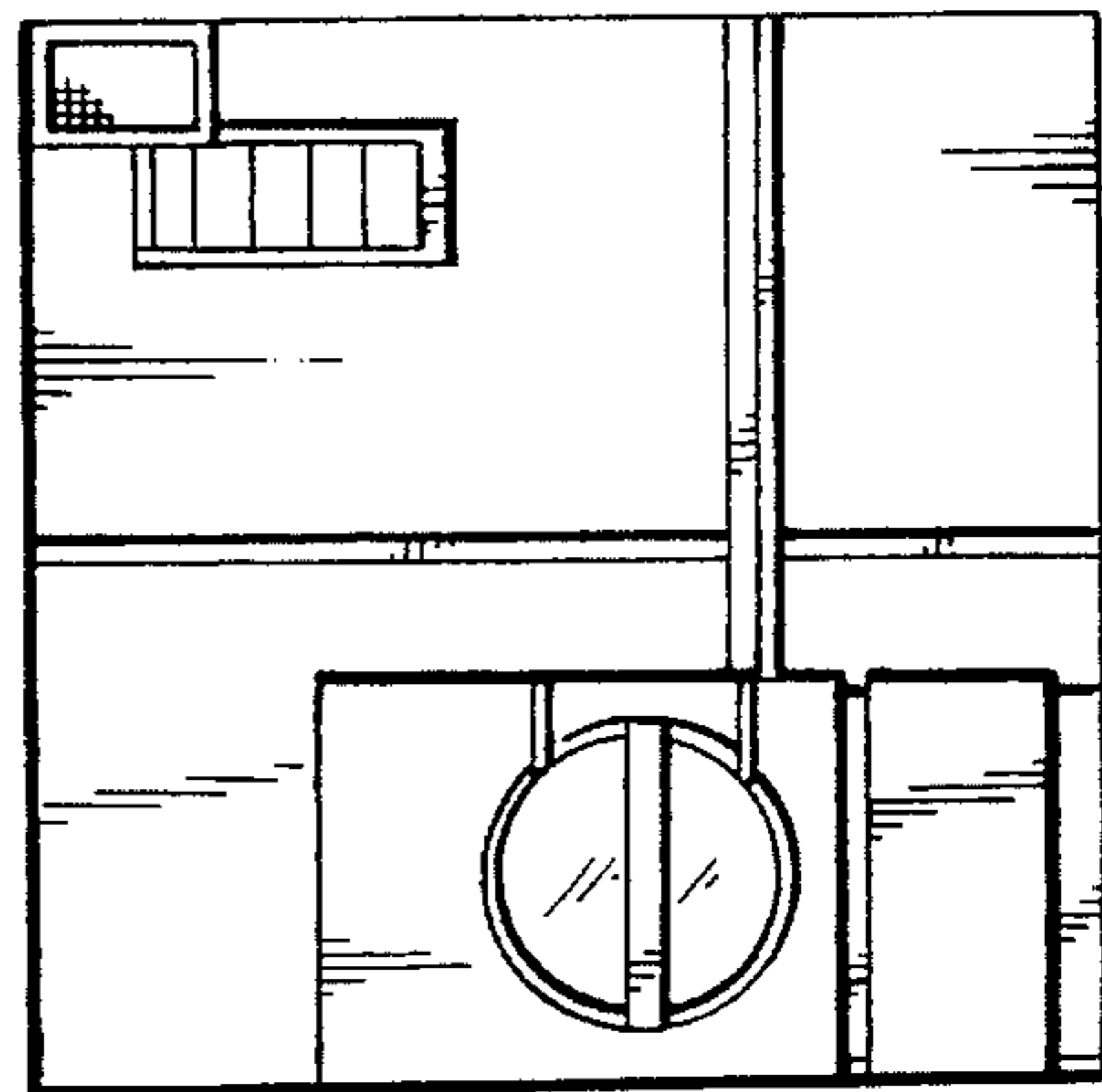
FIG. 5 is an elevational view of the opposite side thereof.

**1 Claim, 2 Drawing Sheets**

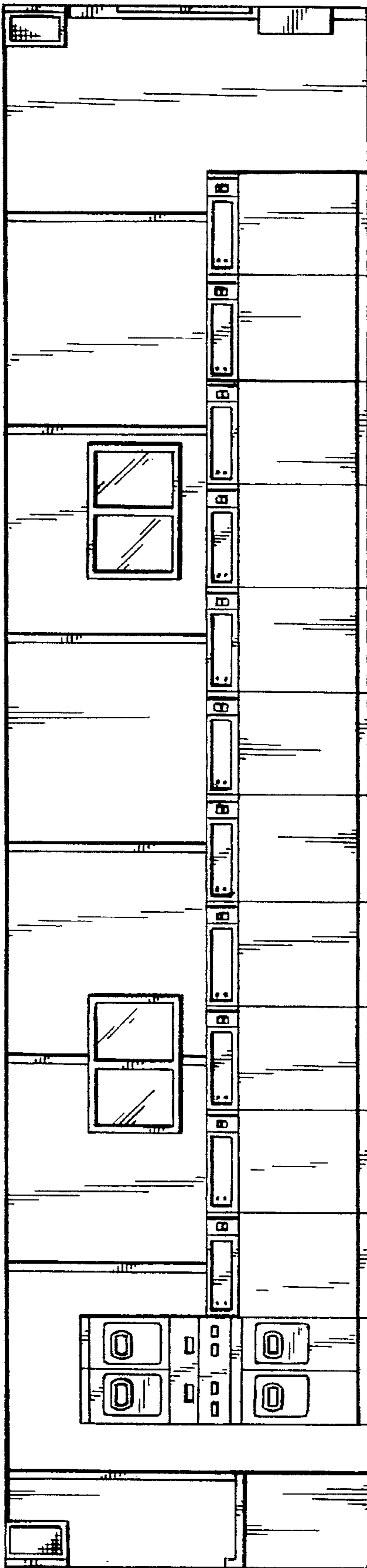




**Fig. 3.**



**Fig. 4.**



**Fig. 5.**

