



US00D377775S

United States Patent [19]
Barton, Jr.

[11] **Patent Number:** **Des. 377,775**
[45] **Date of Patent:** ****Feb. 4, 1997**

[54] **ADJUSTABLE BALLAST DOCK BUMPER**

Attorney, Agent, or Firm—Brooks & Kushman P.C.

[76] **Inventor:** **Bruce G. Barton, Jr.**, 5265 Mystic Lake Dr., Brighton, Mich. 48116

[57] **CLAIM**

[**] **Term:** **14 Years**

The ornamental design for an adjustable ballast dock bumper, as shown.

[21] **Appl. No.:** **54,185**

DESCRIPTION

[22] **Filed:** **May 8, 1996**

[52] **U.S. Cl.** **D12/168; D12/317**

[58] **Field of Search** **D12/168, 167, D12/317, 318; 114/219, 61, 343**

FIG. 1 is a perspective view of an adjustable ballast dock bumper;

FIG. 2 is a rear view of an adjustable ballast dock bumper;

FIG. 3 is a left side view of an adjustable ballast dock bumper;

FIG. 4 is a front view of an adjustable ballast dock bumper;

FIG. 5 is a right side view of an adjustable ballast dock bumper;

FIG. 6 is a top view of an adjustable ballast dock bumper; and,

FIG. 7 is a bottom view of an adjustable ballast dock bumper.

[56] **References Cited**

U.S. PATENT DOCUMENTS

D. 297,627	9/1988	Patton	D12/168
D. 316,244	4/1991	Kruckenberg	D12/168
4,252,073	2/1981	Hartung et al.	114/219
4,964,760	10/1990	Hartman	114/219
5,013,272	5/1991	Watkins	114/219 X

Primary Examiner—Kay H. Chin

1 Claim, 2 Drawing Sheets

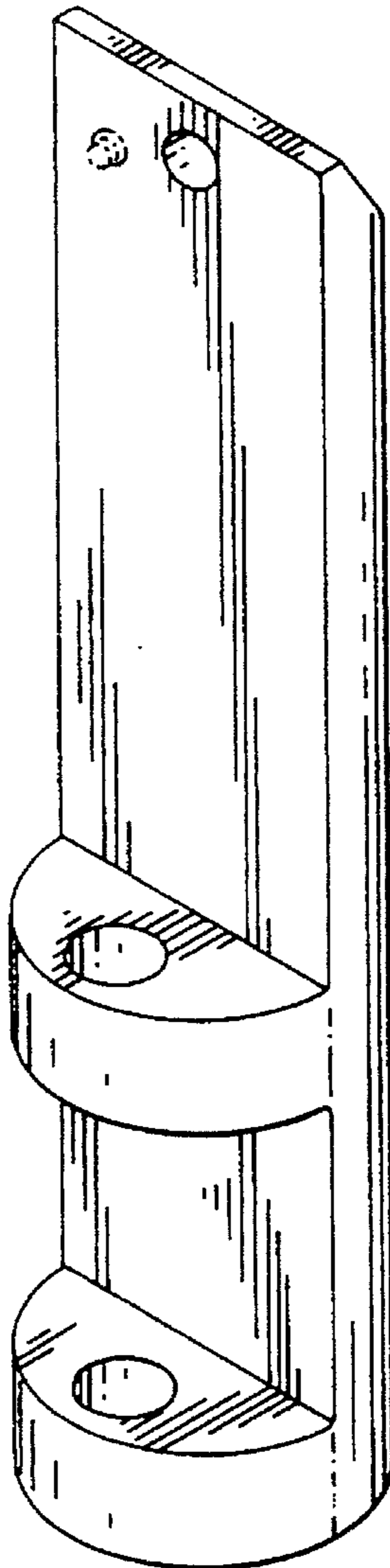


FIG 1

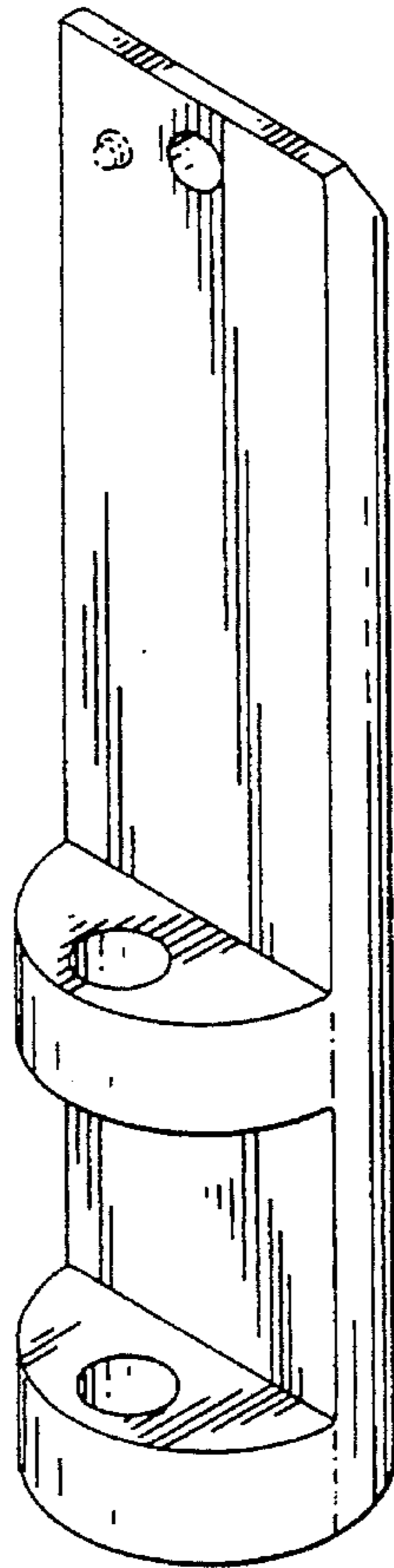


FIG 2

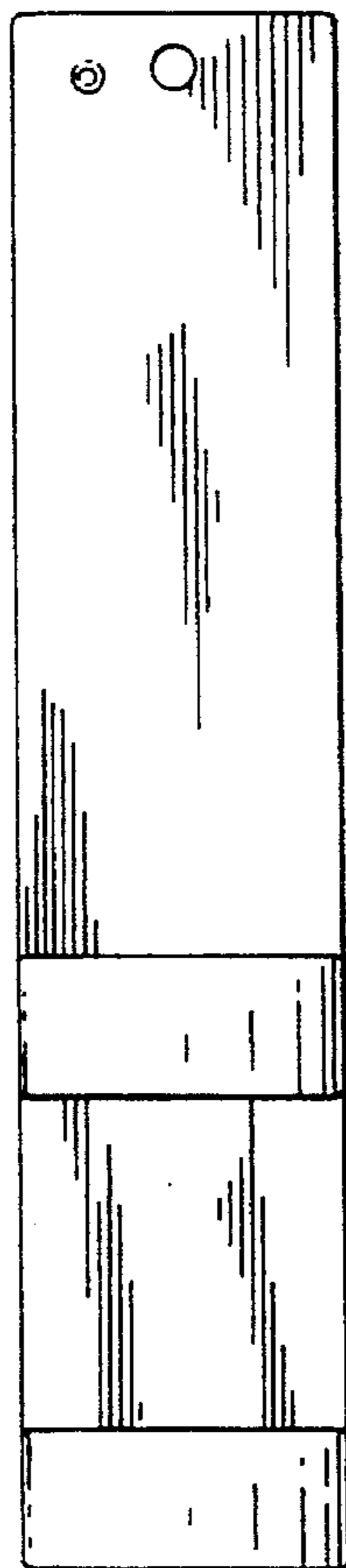



FIG 3



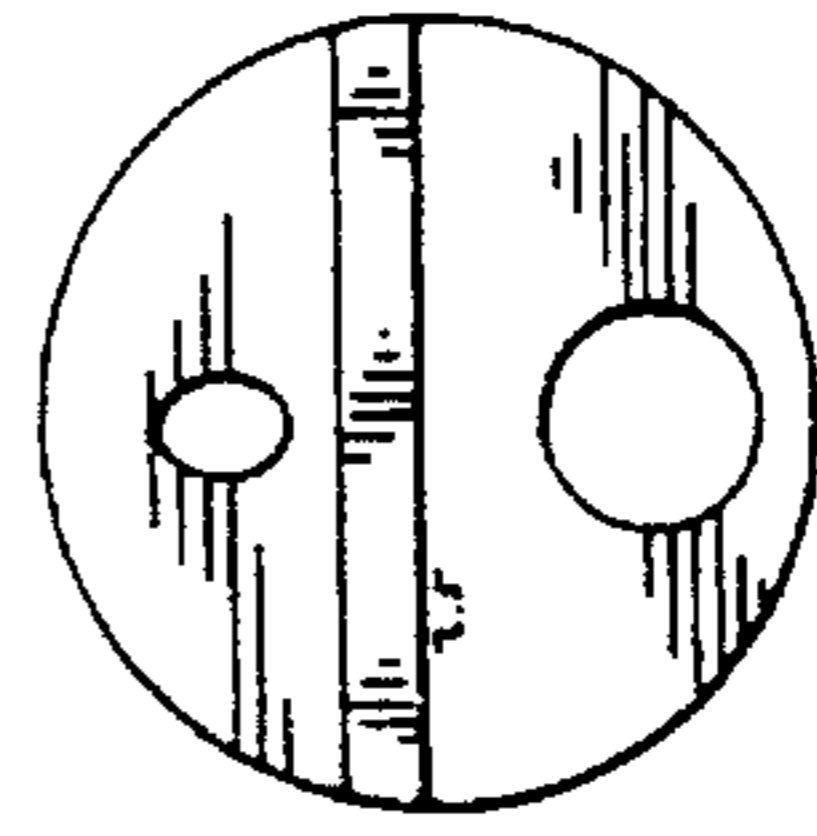


FIG 6

FIG 4




FIG 5

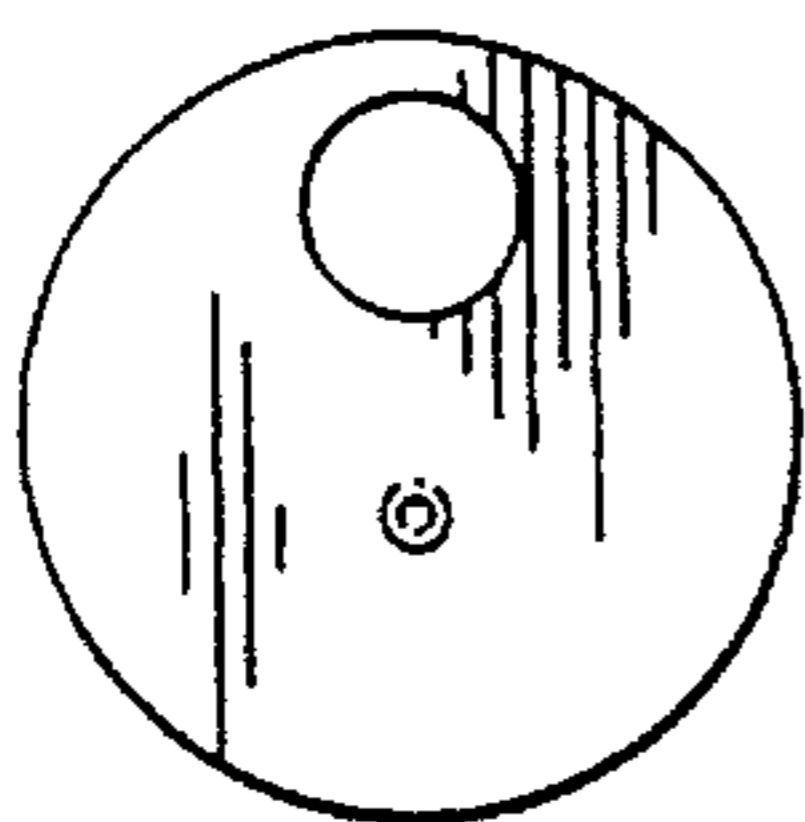
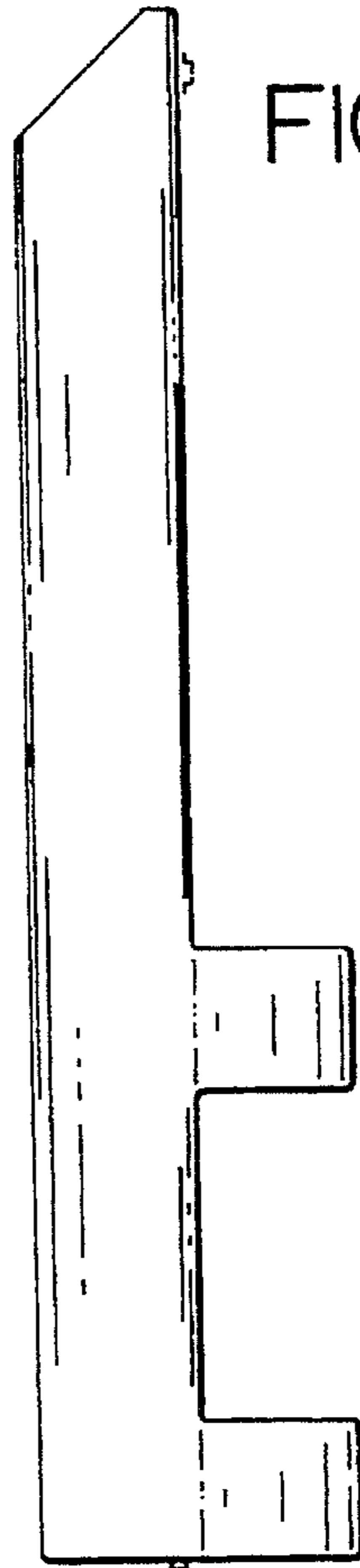


FIG 7