



US00D377768S

United States Patent [19]
Douglas

[11] **Patent Number: Des. 377,768**
[45] **Date of Patent: **Feb. 4, 1997**

[54] **ANTENNA STRUCTURE FOR DETECTING ANTITHEFT TAGS IN A RETAIL ESTABLISHMENT**

[75] Inventor: **Anthony C. Douglas**, Münster, Germany

[73] Assignee: **Esselte Meto International GmbH**, Heppenheim, Germany

[**] Term: **14 Years**

[21] Appl. No.: **39,627**

[22] Filed: **Jun. 1, 1995**

[30] **Foreign Application Priority Data**

Dec. 3, 1994 [DE] Germany M9409558.2

[52] **U.S. Cl.** **D10/106**

[58] **Field of Search** D10/104, 106, D10/121; 340/541, 546, 555, 556, 561, 571, 572, 573, 693

[56] **References Cited**

U.S. PATENT DOCUMENTS

D. 294,234	2/1988	Lamond	D10/106
D. 297,221	8/1988	Podhrasky	D10/106
D. 307,400	4/1990	Armstrong et al.	D10/106
D. 317,272	6/1991	Rubertus et al.	D10/106
D. 330,683	11/1992	Green	D10/104
D. 346,341	4/1994	Westerberg et al.	D10/106

Primary Examiner—Marcus A. Jackson
Attorney, Agent, or Firm—Nils H. Ljungman and Associates

[57] **CLAIM**

The ornamental design for an antenna structure for detecting antitheft tags in a retail establishment, as shown and described.

DESCRIPTION

FIG. 1 is a front view of a first embodiment of the an antenna

structure for detecting antitheft tags in a retail establishment, the rear view being a mirror image thereof;

FIG. 2 is a perspective view of the first embodiment of the an antenna structure for detecting antitheft tags in a retail establishment;

FIG. 3 is a top view of the first embodiment of the an antenna structure for detecting antitheft tags in a retail establishment;

FIG. 4 is a right side view of the first embodiment of the an antenna structure for detecting antitheft tags in a retail establishment, the left side view being a mirror image thereof;

FIG. 5 is a bottom view of the first embodiment of the an antenna structure for detecting antitheft tags in a retail establishment;

FIG. 6 is a front view of a second embodiment of the an antenna structure for detecting antitheft tags in a retail establishment, the rear view being a mirror image thereof;

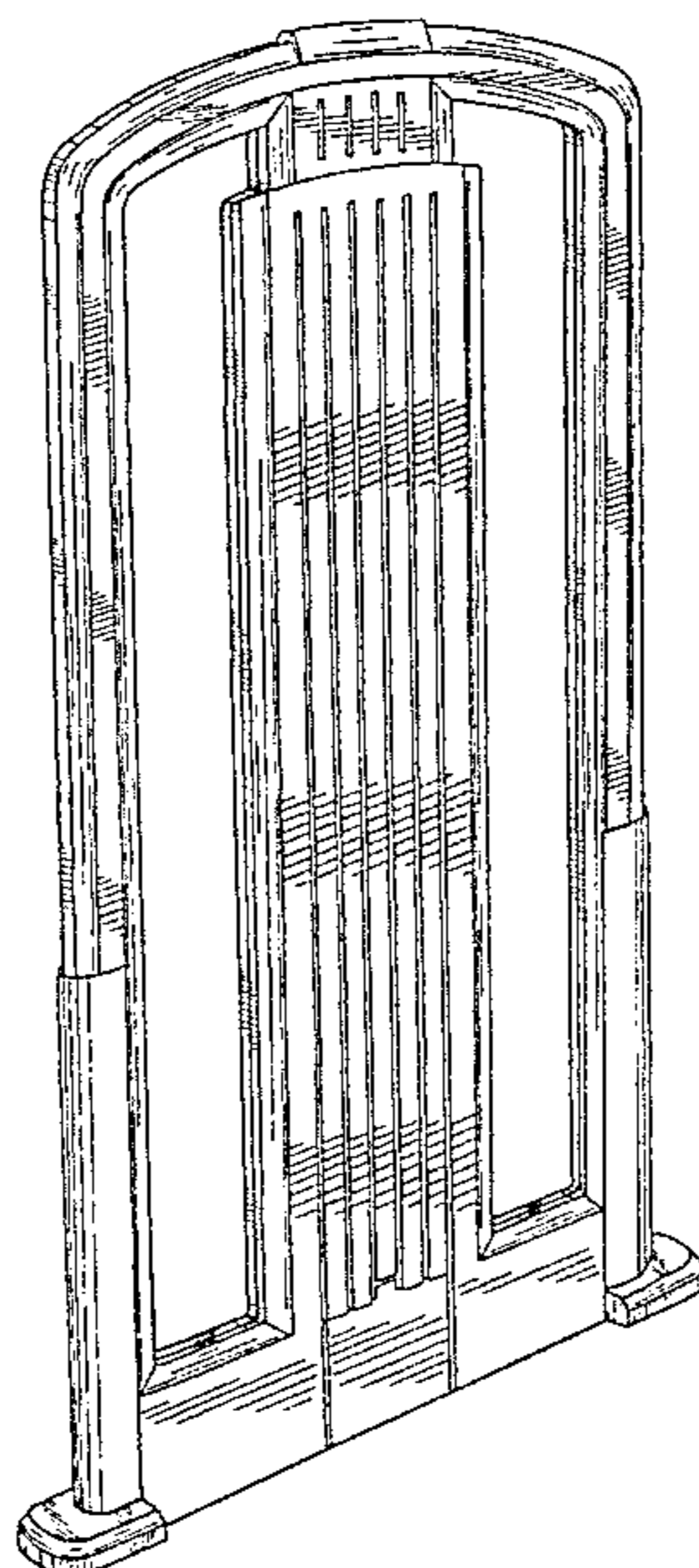
FIG. 7 is a perspective view of the second embodiment of the an antenna structure for detecting antitheft tags in a retail establishment;

FIG. 8 is a top view of the second embodiment of the an antenna structure for detecting antitheft tags in a retail establishment;

FIG. 9 is a right side view of the second embodiment of the an antenna structure for detecting antitheft tags in a retail establishment, the left side view being a mirror image thereof; and,

FIG. 10 is a bottom view of the second embodiment of the an antenna structure for detecting antitheft tags in a retail establishment.

1 Claim, 8 Drawing Sheets



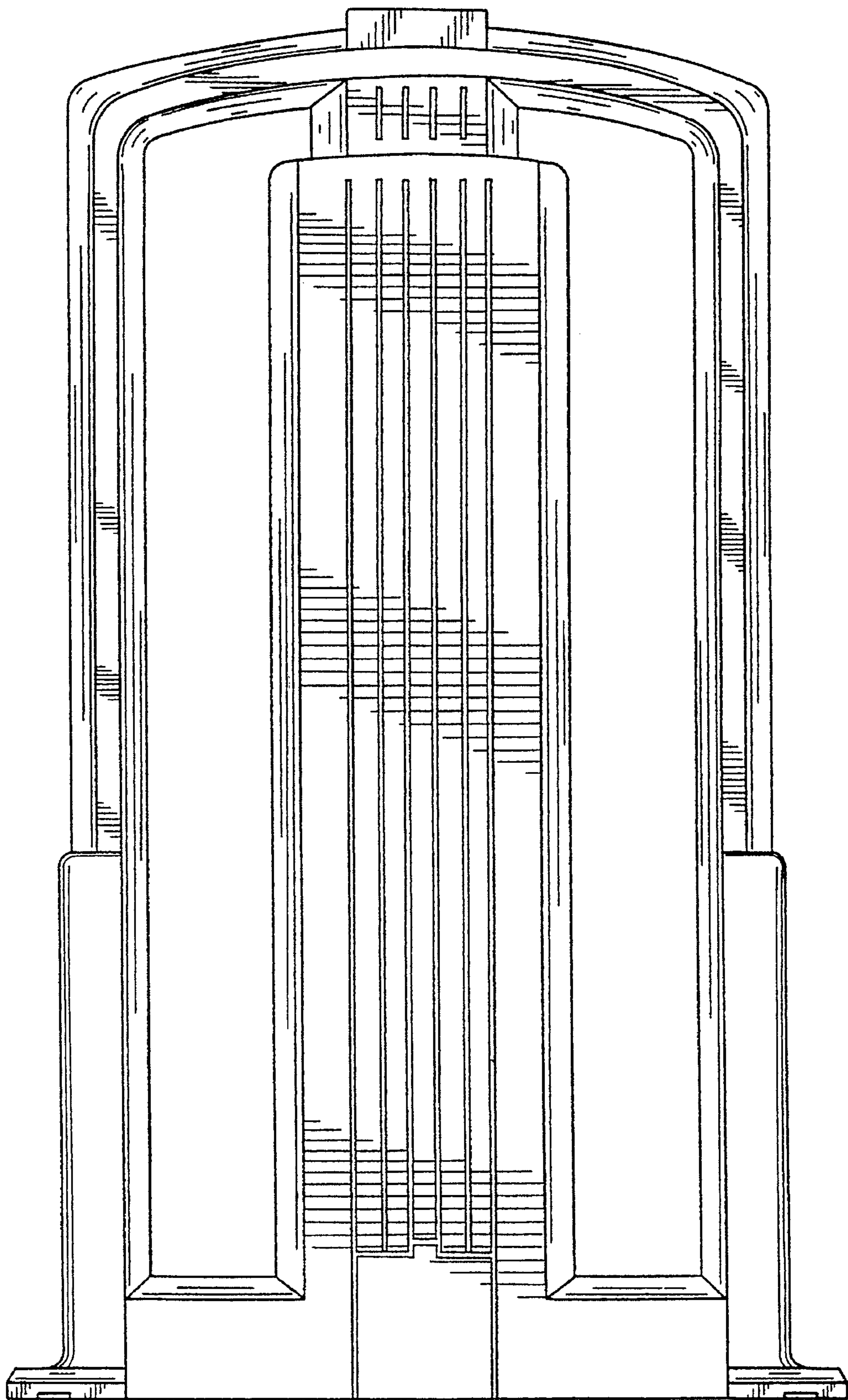


FIG. 1

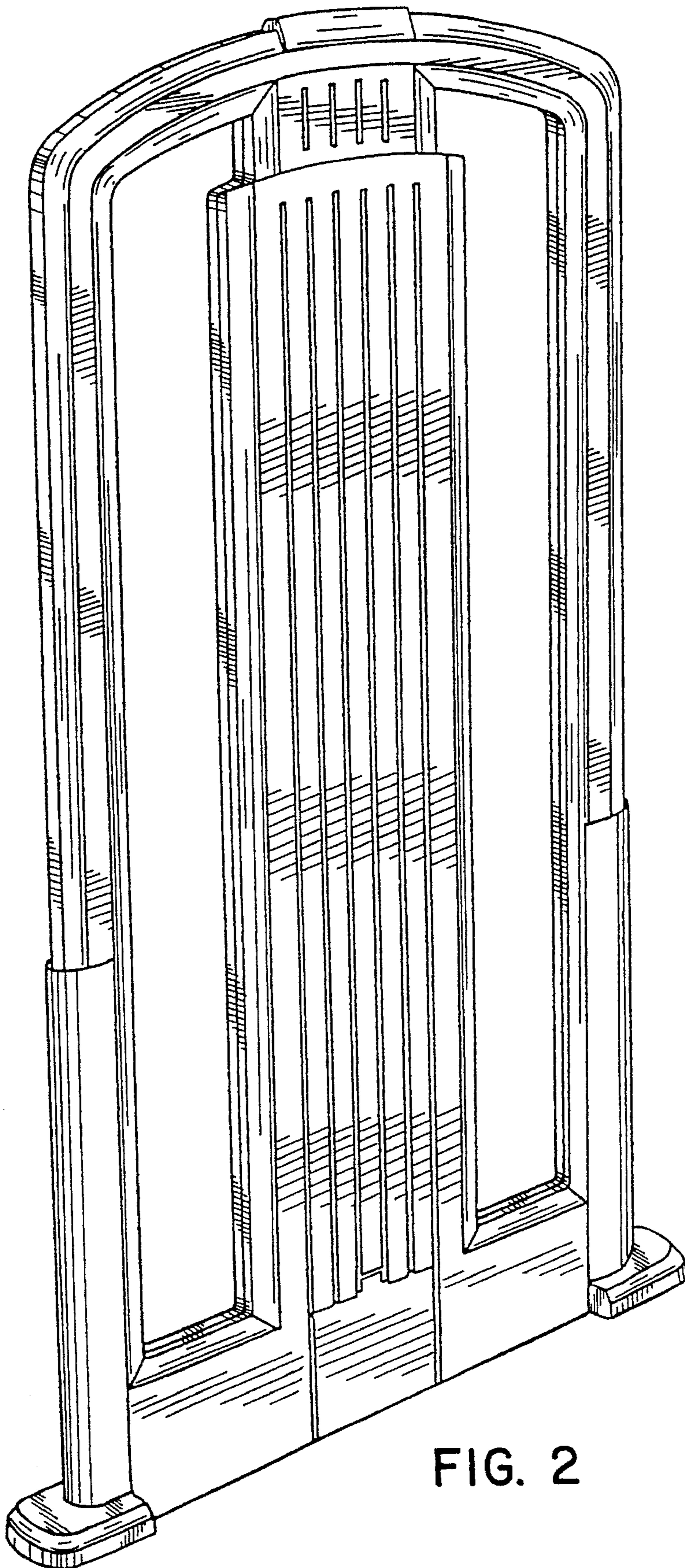


FIG. 2

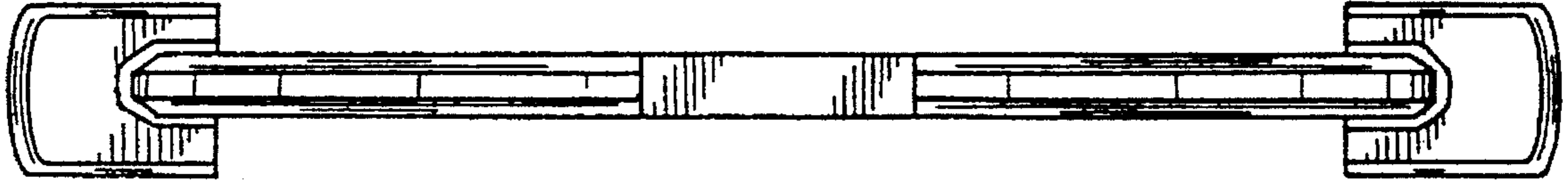


FIG. 3



FIG. 5

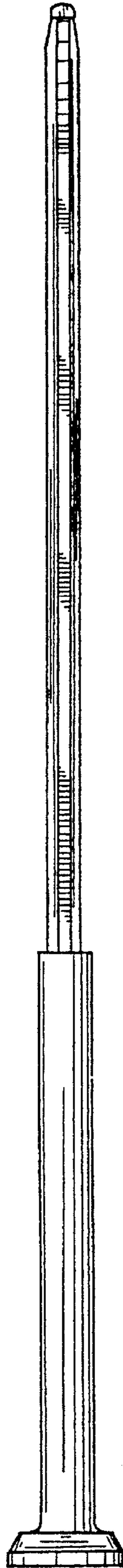


FIG. 4

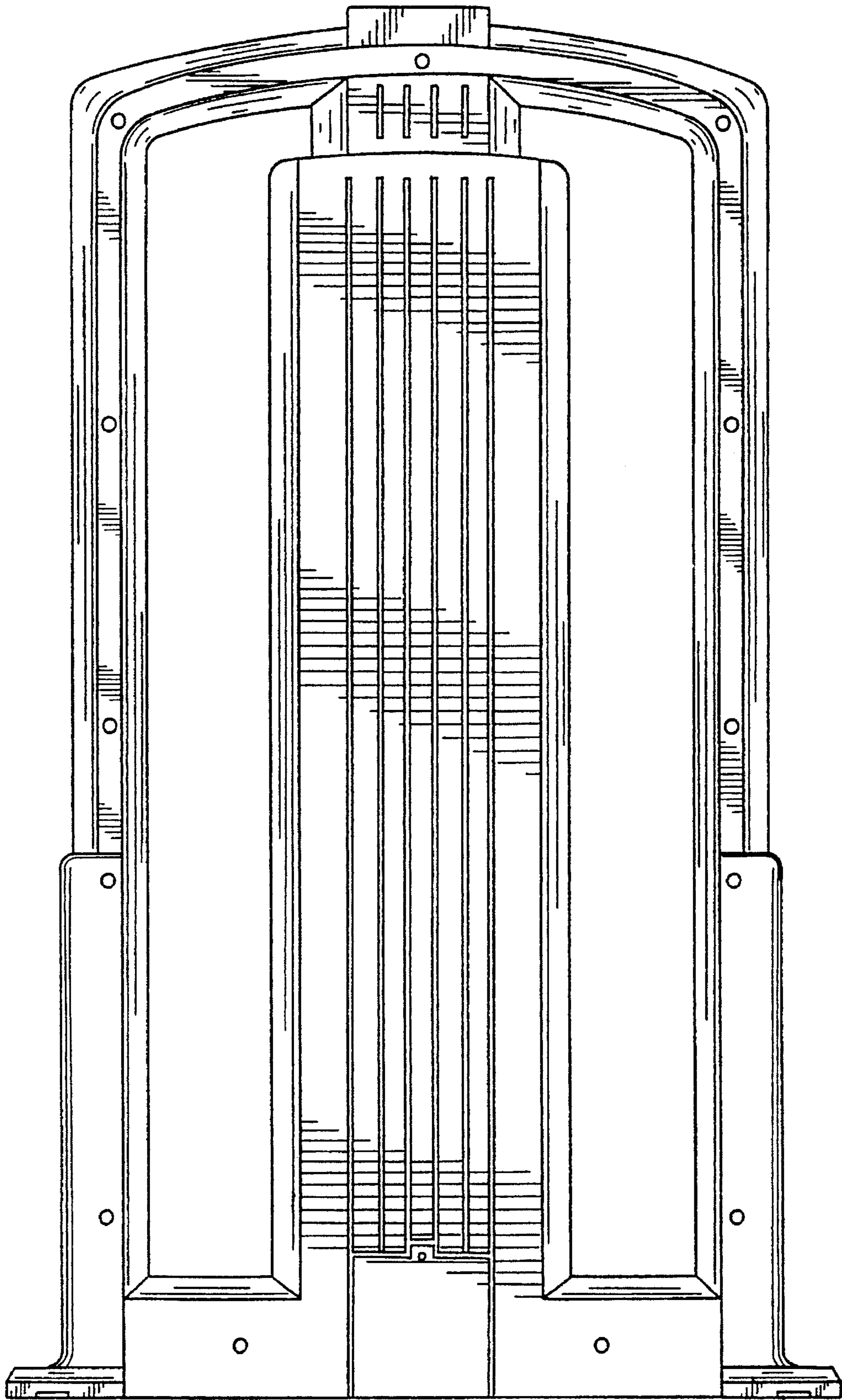


FIG. 6

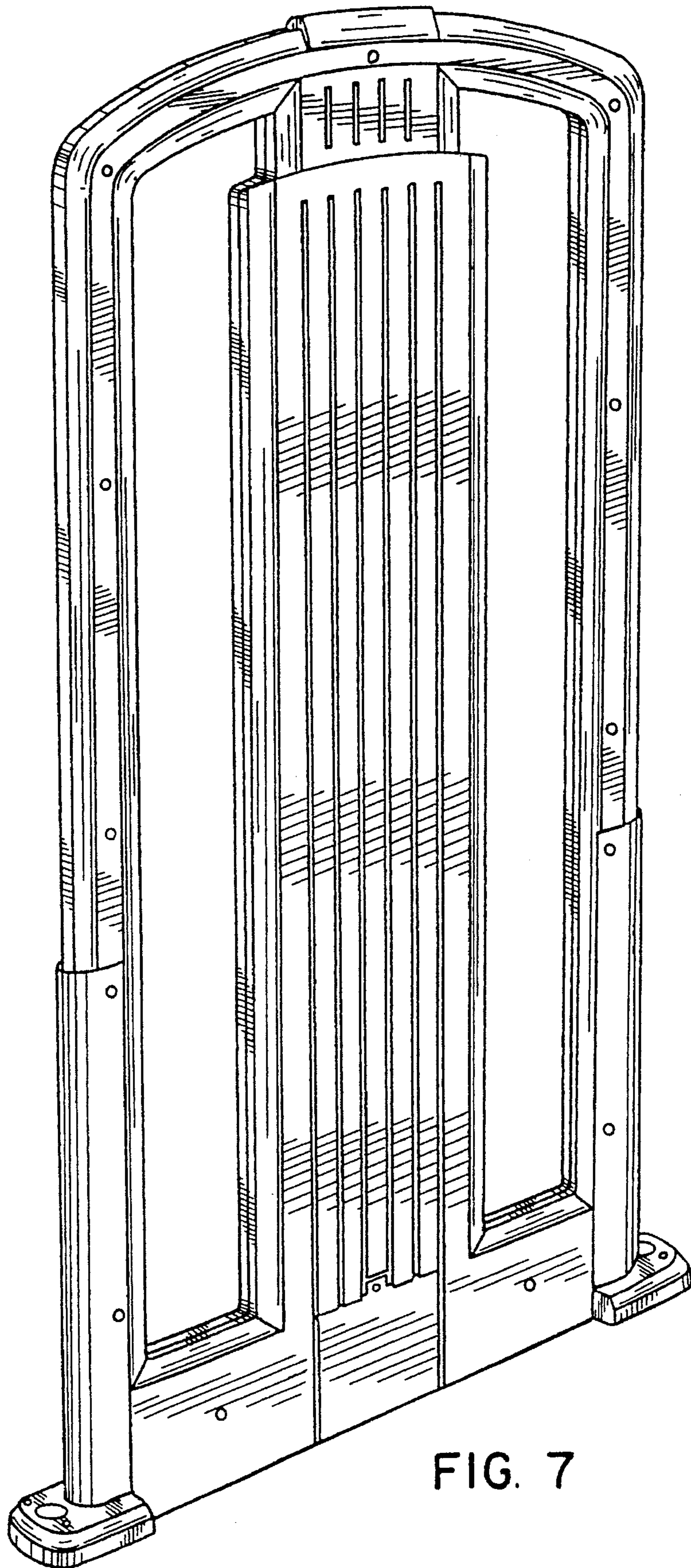


FIG. 7

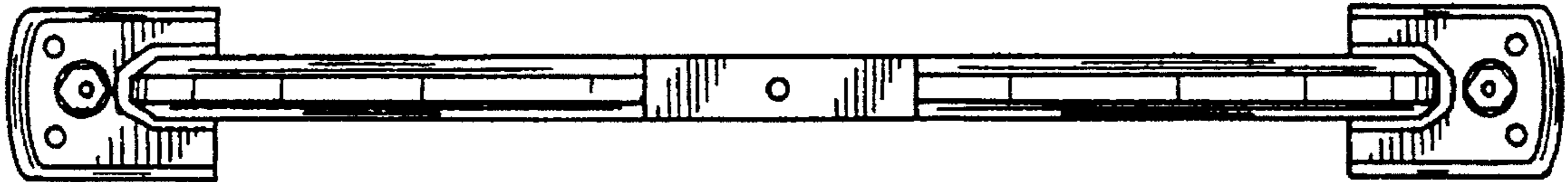


FIG. 8

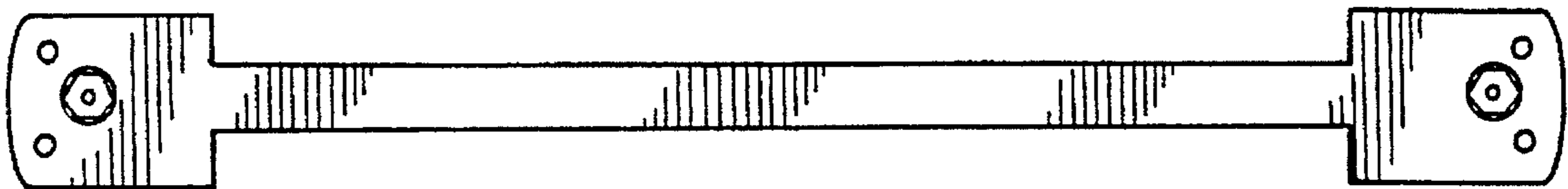


FIG. 10

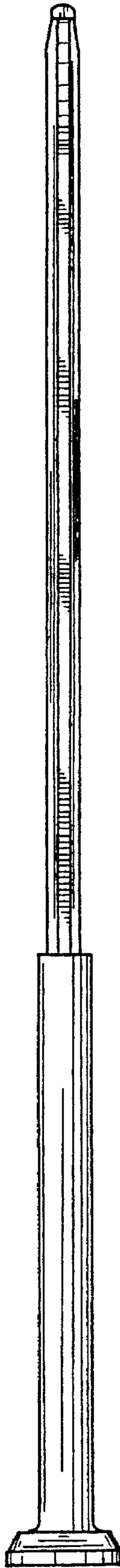


FIG. 9

UNITED STATES PATENT AND TRADEMARK OFFICE
CERTIFICATE OF CORRECTION

PATENT NO. : Des. 377,768
DATED : February 4, 1997
INVENTOR(S) : Anthony C. DOUGLAS

It is certified that error appears in the above-identified patent and that said Letters Patent is hereby corrected as shown below:

On the title page, line 1 under the DESCRIPTION section, after 'the' delete "an".

On the title page, lines 4-5 under the DESCRIPTION section, after the second occurrence of 'the' delete "an".

On the title page, line 7 under the DESCRIPTION section, after the second occurrence of 'the' delete "an".

On the title page, line 10 under the DESCRIPTION section, after the second occurrence of 'the' delete "an".

On the title page, line 14 under the DESCRIPTION section, after the second occurrence of 'the' delete "an".

On the title page, line 17 under the DESCRIPTION section, after 'the' delete "an".

On the title page, line 21 under the DESCRIPTION section, after 'the' delete "an".

On the title page, lines 23-24 under the DESCRIPTION section, after the second occurrence of 'the' delete "an".

UNITED STATES PATENT AND TRADEMARK OFFICE
CERTIFICATE OF CORRECTION

PATENT NO. : Des. 377,768
DATED : February 4, 1997
INVENTOR(S) : Anthony C. DOUGLAS

It is certified that error appears in the above-identified patent and that said Letters Patent is hereby corrected as shown below:

On the title page, lines 26-27 under the DESCRIPTION section, after the second occurrence of 'the' delete "an".

On the title page, lines 30-31 under the DESCRIPTION section, after the second occurrence of 'the' delete "an".

Signed and Sealed this
Eighth Day of July, 1997



BRUCE LEHMAN

Commissioner of Patents and Trademarks

Attest:

Attesting Officer