



US00D377764S

United States Patent [19]
Pulliam

[11] **Patent Number:** **Des. 377,764**

[45] **Date of Patent:** ****Feb. 4, 1997**

[54] **AUTOMOBILE ENGINE LASH GAUGE**

Attorney, Agent, or Firm—Merrill N. Johnson

[76] Inventor: **Barron Pulliam**, 402 SW. 51st Ter.,
Cape Coral, Fla. 33914

[57] **CLAIM**

[**] Term: **14 Years**

The ornamental design for an automobile engine lash gauge,
as shown and described.

[21] Appl. No.: **52,167**

DESCRIPTION

[22] Filed: **Mar. 25, 1996**

[52] U.S. Cl. **D10/64**

[58] Field of Search D10/64; 33/600-612;
73/116; 116/DIG. 21

FIG. 1 is a perspective view of the automobile engine lash gauge;

FIG. 2 is a right side elevational view of the automobile engine lash gauge;

FIG. 3 is a rear end elevational view of the automobile engine lash gauge;

FIG. 4 is a front end elevational view of the automobile engine lash gauge;

FIG. 5 is a top plan view of the automobile engine lash gauge; and,

FIG. 6 is a bottom plan view of the automobile engine lash gauge.

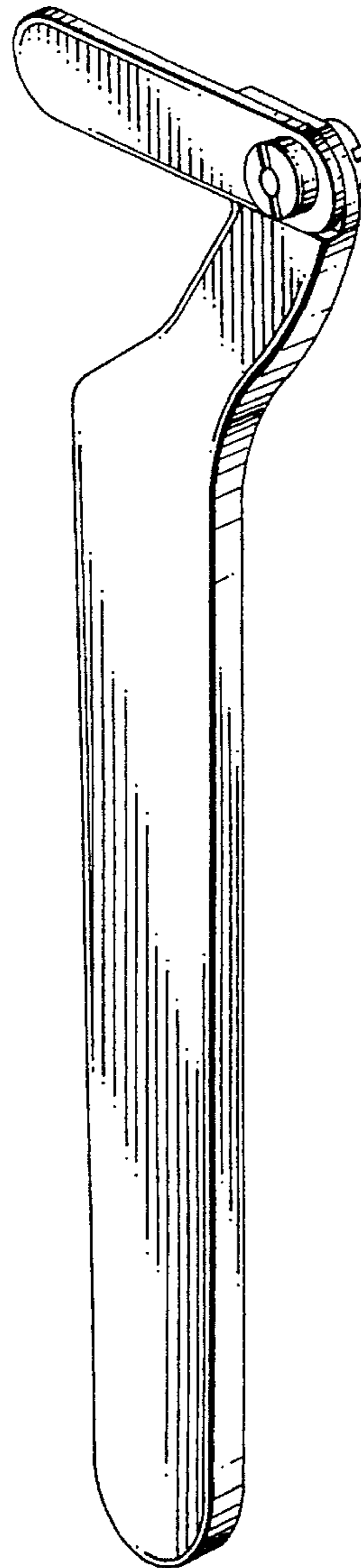
[56] **References Cited**

U.S. PATENT DOCUMENTS

D. 244,586	6/1977	Boord	D10/64
D. 245,401	8/1977	Kahn	D10/64
2,492,380	12/1949	Duma	33/600
5,131,163	7/1992	Crewson et al.	33/609

Primary Examiner—Antoine Duval Davis

1 Claim, 1 Drawing Sheet



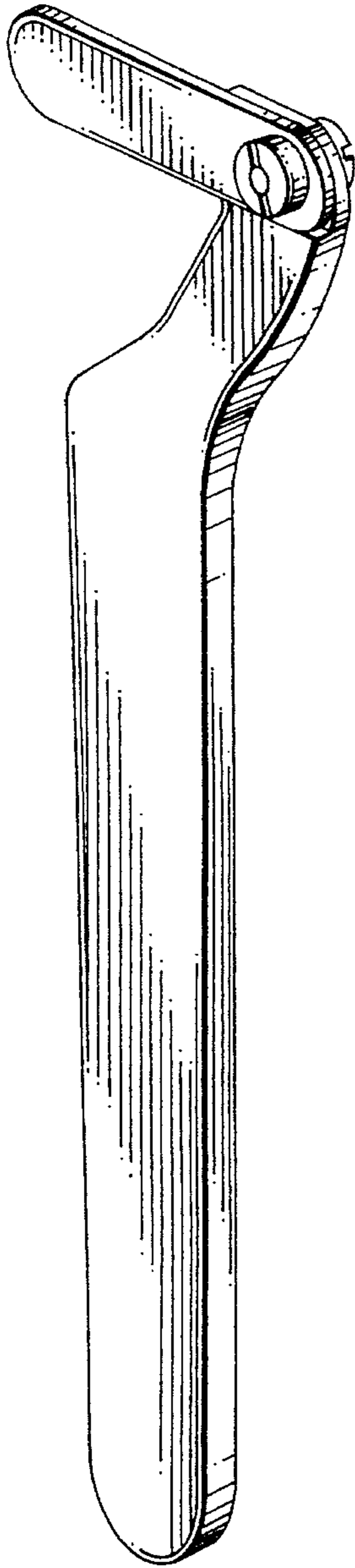


FIG. 1

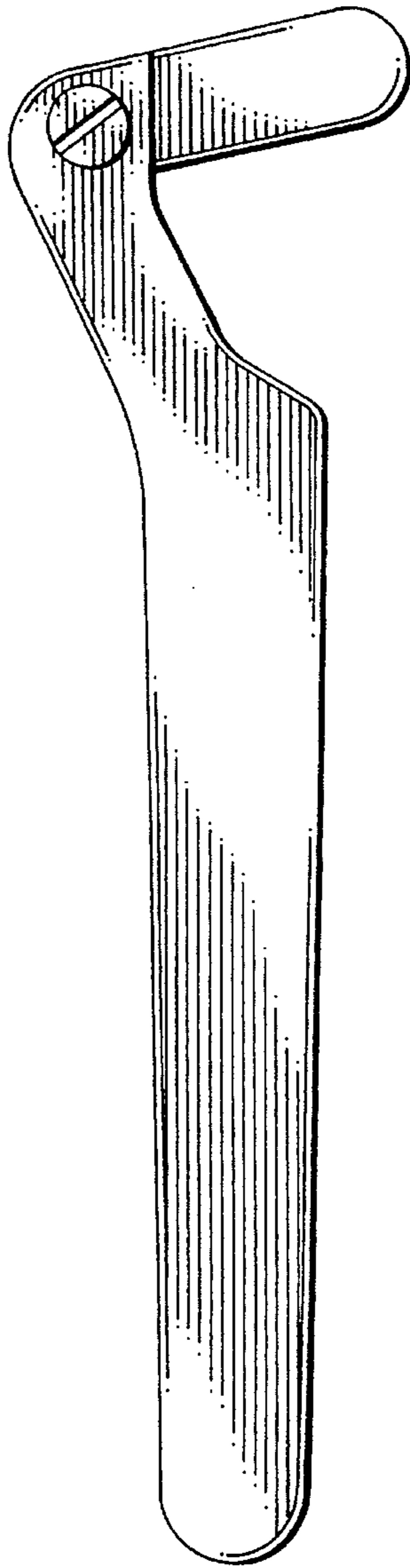


FIG. 2



FIG. 3

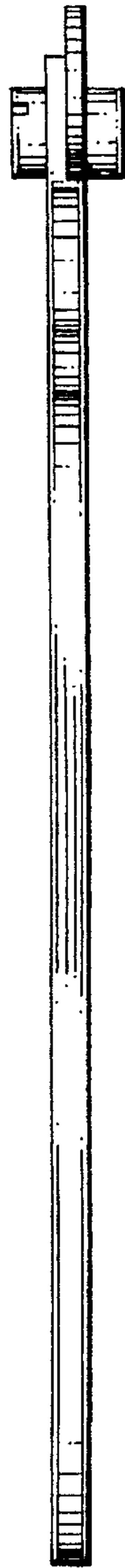


FIG. 4

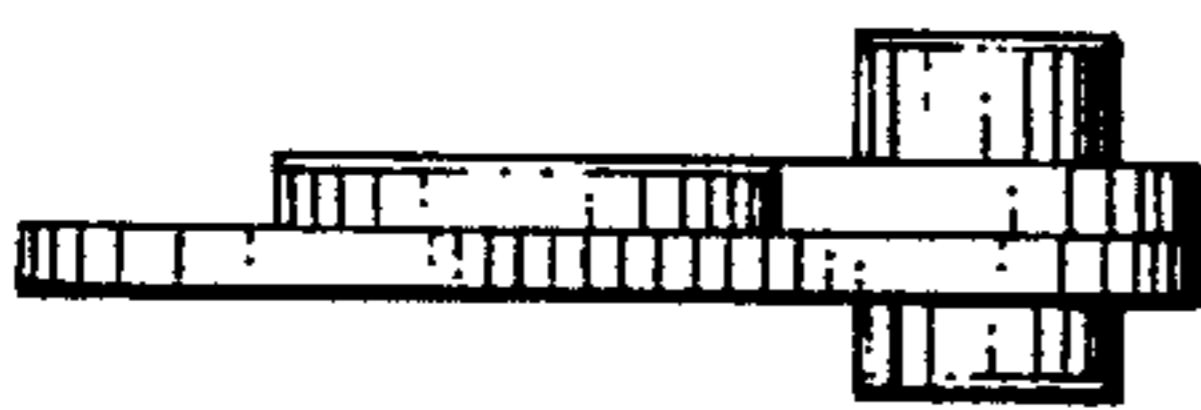


FIG. 5



FIG. 6