



US00D377763S

United States Patent [19] Goto

[11] Patent Number: **Des. 377,763**

[45] Date of Patent: ****Feb. 4, 1997**

[54] **WRIST WATCH**

[75] Inventor: **Atsushi Goto**, Kunitachi, Japan

[73] Assignee: **Casio Computer Co., Ltd.**, Tokyo, Japan

[**] Term: **14 Years**

[21] Appl. No.: **46,880**

[22] Filed: **Nov. 20, 1995**

[52] U.S. Cl. **D10/38; D10/30**

[58] Field of Search D10/1-40, 122-132;
368/280-282, 276-277, 28-30, 285, 239-242,
82-84, 41-44

[56] **References Cited**

U.S. PATENT DOCUMENTS

D. 287,470	12/1986	Houlihan	D10/30
D. 329,388	9/1992	Takahashi	D10/38 X
D. 339,301	9/1993	Morishima	D10/30 X
D. 346,974	5/1994	Houlihan	D10/30 X
D. 353,105	12/1994	Houlihan	D10/30

D. 357,635	4/1995	Riley	D10/38 X
D. 360,589	7/1995	Houlihan	D10/30
D. 363,235	10/1995	Goto	D10/38

Primary Examiner—Nelson C. Holtje
Attorney, Agent, or Firm—Frishauf, Holtz, Goodman, Langer & Chick

[57] **CLAIM**

The ornamental design for a wrist watch, as shown and described.

DESCRIPTION

FIG. 1 is a front elevational view of a wrist watch showing my new design;

FIG. 2 is a right side elevational view thereof, the left side elevational view being identical to the right side elevational view;

FIG. 3 is a top plan view thereof;

FIG. 4 is a bottom plan view thereof;

FIG. 5 is a rear elevational view thereof; and,

FIG. 6 is a perspective view thereof.

1 Claim, 2 Drawing Sheets




FIG. 3



FIG. 1




FIG. 2




FIG. 4

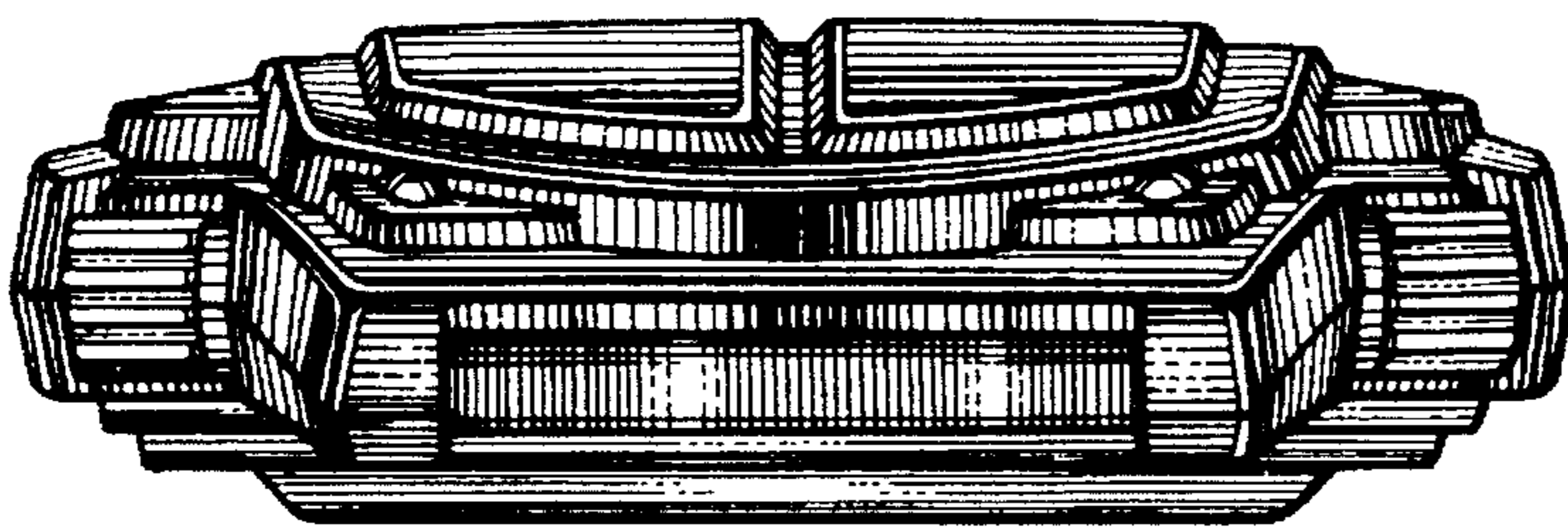


FIG. 5




FIG. 6

