



US00D377760S

United States Patent [19] Hot

[11] **Patent Number:** **Des. 377,760**

[45] **Date of Patent:** ****Feb. 4, 1997**

[54] **COMBINED CONTAINER AND CAP**

[75] **Inventor:** **Hervé Hot**, Mareuil-Les-Meaux, France

[73] **Assignee:** **Motul S.A.**, Aubervillires, France

[**] **Term:** **14 Years**

[21] **Appl. No.:** **48,571**

[22] **Filed:** **Jan. 4, 1996**

[30] **Foreign Application Priority Data**

Jul. 7, 1995 [FR] France 953.772

[52] **U.S. Cl.** **D9/523; D9/528; D9/543**

[58] **Field of Search** **D9/523, 528, 526, D9/543, 569, 570, 575; 215/382, 383, 384**

[56] **References Cited**

U.S. PATENT DOCUMENTS

- D. 195,064 4/1963 Dike D9/523
- D. 196,076 8/1963 Schnur D9/528
- D. 220,679 5/1971 Finkel D9/543 X

- D. 309,100 7/1990 Beaver D9/523
- D. 347,579 6/1994 Hann, II et al. D9/575
- D. 358,993 6/1995 Hot D9/523 X

Primary Examiner—Lucy Lieberman
Attorney, Agent, or Firm—Kuhn and Muller

[57] **CLAIM**

The ornamental design for the combined container and cap, as shown and described.

DESCRIPTION

FIG. 1 is a rear perspective view of a combined container and cap;
 FIG. 2 is a front perspective view thereof;
 FIG. 3 is a top plan view thereof;
 FIG. 4 is a left side elevational view thereof, the right side being a mirror image thereof;
 FIG. 5 is a front elevational view thereof;
 FIG. 6 is a rear elevational view thereof; and,
 FIG. 7 is a bottom view thereof.

1 Claim, 3 Drawing Sheets




FIG. 2

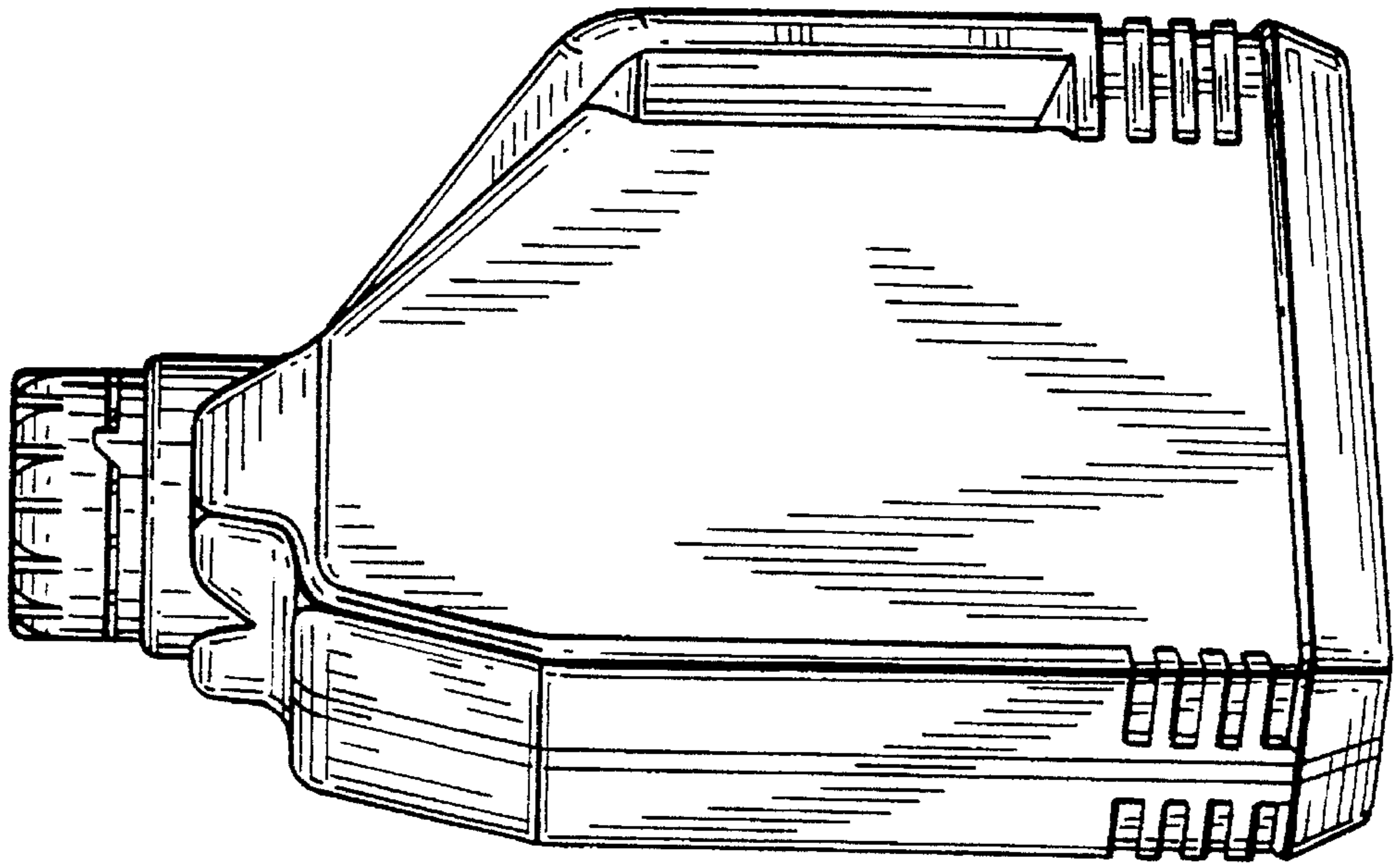


FIG. 1

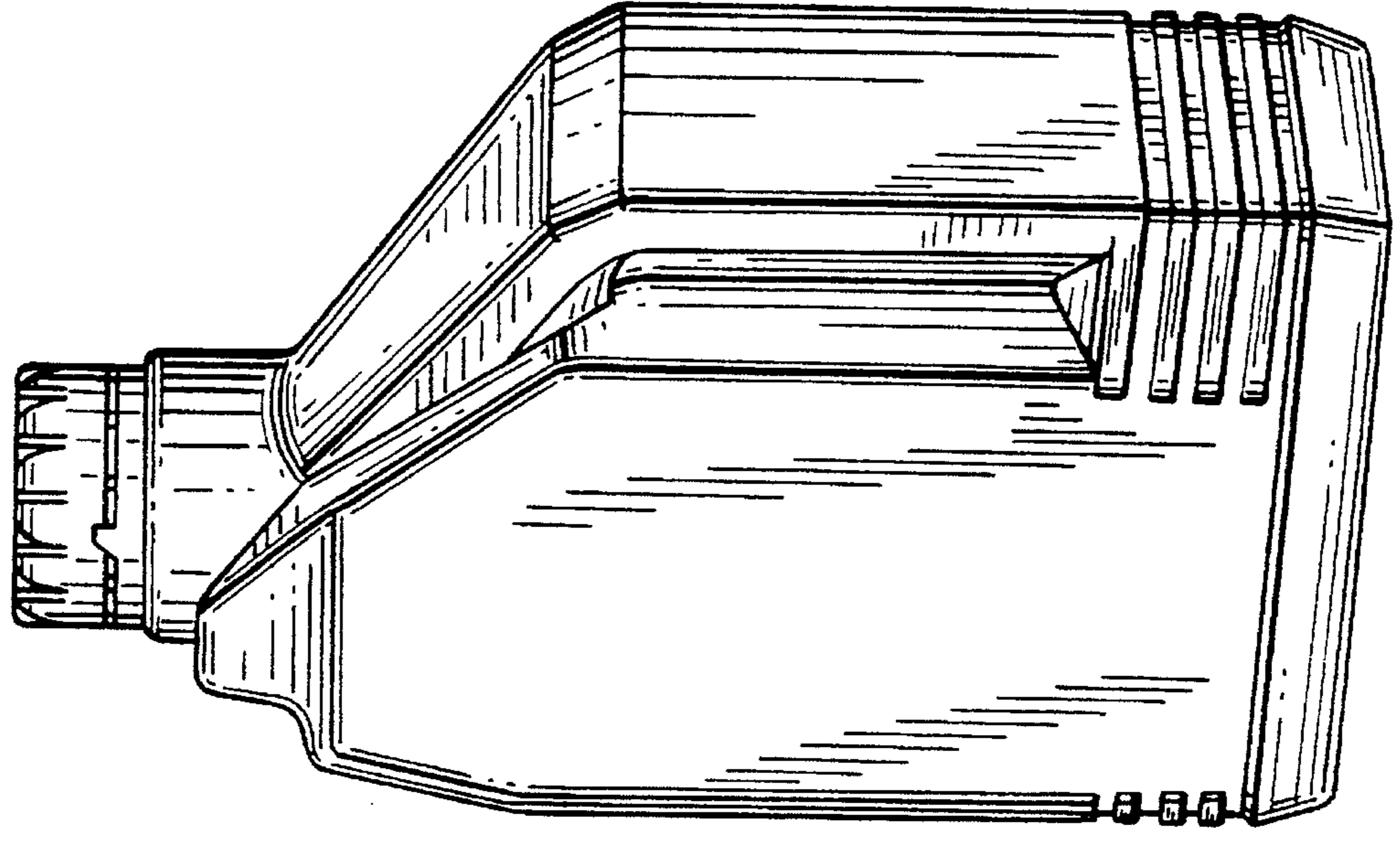


FIG. 3

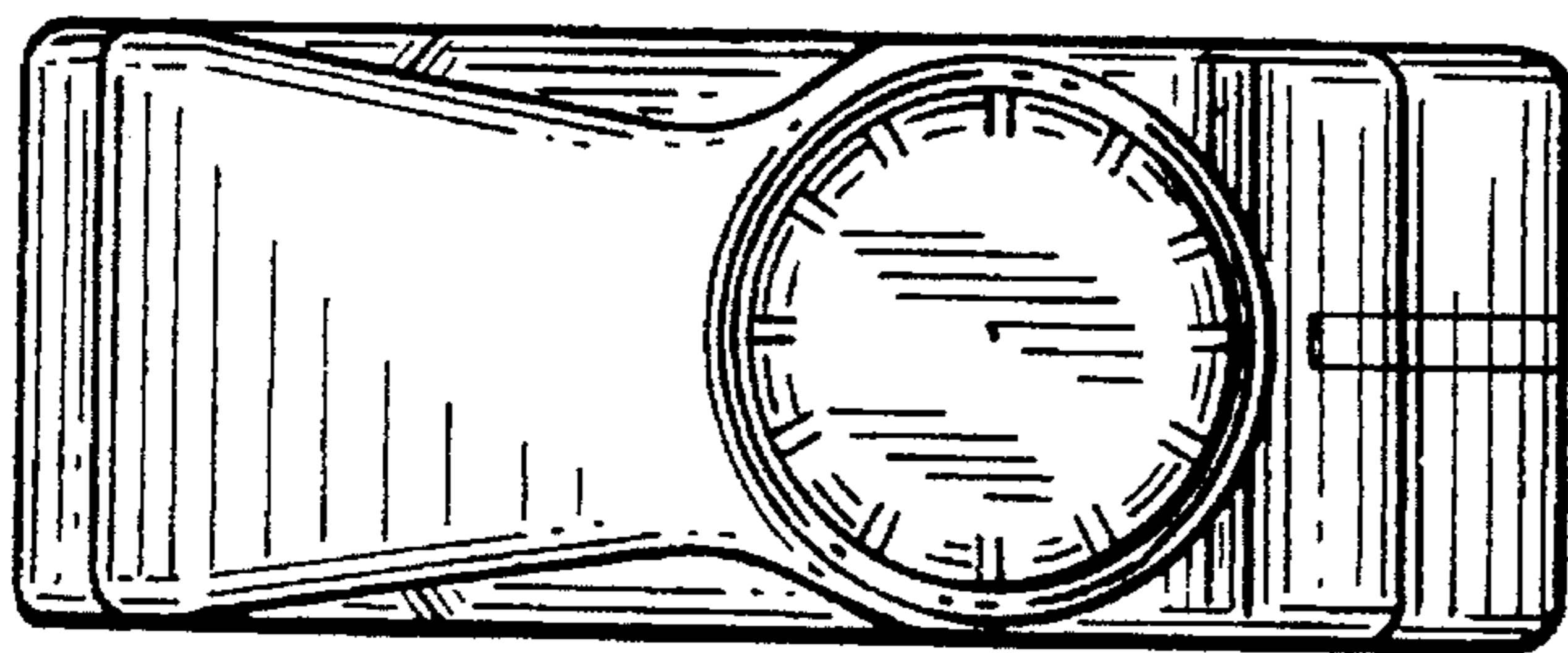


FIG. 4




FIG. 5

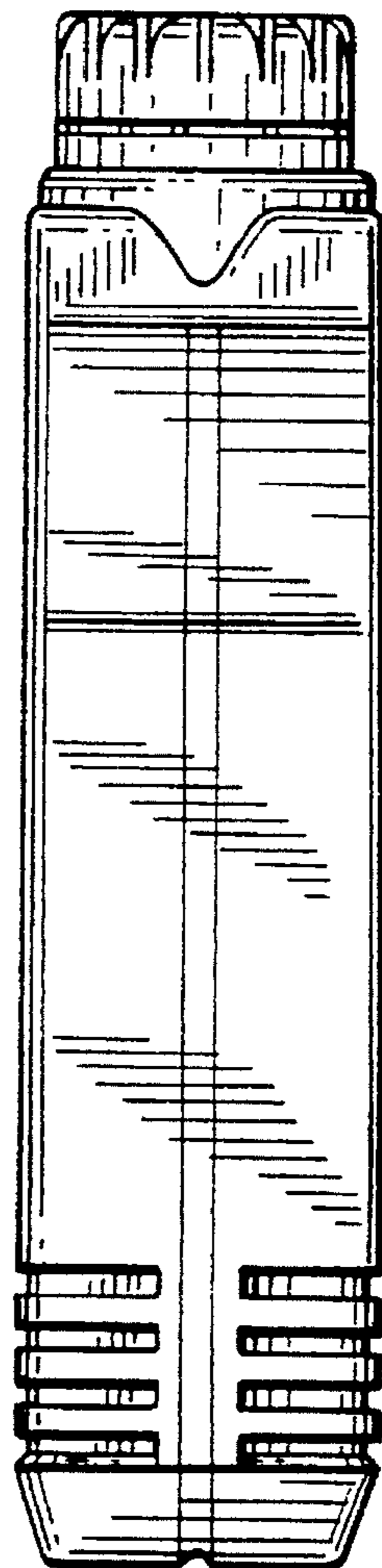


FIG. 6




FIG. 7

