



US00D377742S

United States Patent [19]

Losdahl et al.

[11] Patent Number: **Des. 377,742**

[45] Date of Patent: ****Feb. 4, 1997**

[54] **HEDGE TRIMMER**

[75] Inventors: **Claes H. Losdahl; Tomas O. R. Nyqvist**, both of Huskvarna, Sweden

[73] Assignee: **Aktiebolaget Electrolux**, Stockholm, Sweden

[**] Term: **14 Years**

[21] Appl. No.: **42,718**

[22] Filed: **Jul. 28, 1995**

[30] **Foreign Application Priority Data**

Jan. 31, 1995 [SE] Sweden 950188

[52] U.S. Cl. **D8/8**

[58] Field of Search D8/8, 9; 56/12.7, 56/233, 236; 30/276, 228, 208, 209

[56] **References Cited**

U.S. PATENT DOCUMENTS

D. 265,256 6/1982 Griffin et al. D8/8

D. 285,894 9/1986 Kawakami et al. D8/8
D. 355,572 2/1995 Griffin D8/8
5,150,523 9/1992 McCurry 30/228

Primary Examiner—Brian N. Vinson
Attorney, Agent, or Firm—Pearne, Gordon, McCoy & Granger


[57] **CLAIM**

The ornamental design for a hedge trimmer, as shown and described.

DESCRIPTION

FIG. 1 is a front perspective view of a hedge trimmer, showing our new design;
FIG. 2 is a rear perspective view thereof;
FIG. 3 is a top plan view thereof;
FIG. 4 is a bottom plan view thereof;
FIG. 5 is a left side elevation view thereof;
FIG. 6 is a right side elevation view thereof;
FIG. 7 is a front end elevation view thereof; and,
FIG. 8 is a rear end elevation view thereof.

1 Claim, 8 Drawing Sheets






FIG. 1




FIG. 2




FIG. 3




FIG. 4




FIG. 5




FIG. 6




FIG. 7




FIG. 8