



US00D377737S

United States Patent [19]
Kristnik

[11] **Patent Number: Des. 377,737**
[45] **Date of Patent: ***Feb. 4, 1997**

[54] **SPORT/SQUEEZE BOTTLE**

[76] Inventor: **Elgin R. Kristnik**, P.O. Box 402,
Schulenburg, Tex. 78956

[*] Notice: The portion of the term of this patent
subsequent to Aug. 13, 2010, has been
disclaimed.

[**] Term: **14 Years**

[21] Appl. No.: **24,556**

[22] Filed: **Jun. 16, 1994**

[52] **U.S. Cl.** **D7/511; D7/510; D7/514**

[58] **Field of Search** **D7/507, 509, 510,**
D7/511, 514, 515, 516, 523, 524, 526,
527, 529, 530, 531, 533, 534, 535, 536,
537, 619, 622, 623, 606, 625, 440, 367;
220/717, 718, 740, 714, 711, 713, 715,
703

[56] **References Cited**

U.S. PATENT DOCUMENTS

- D. 221,132 7/1971 Schiavone .
- D. 258,483 3/1981 Weinstein .
- D. 272,139 1/1984 Boughton .
- D. 274,695 7/1984 Kennedy .
- D. 274,886 7/1984 Capezzuto .
- D. 284,726 7/1986 Appel .
- D. 285,656 9/1986 Champion .
- D. 288,667 3/1987 Miner D9/440
- D. 290,323 6/1987 Weernink .
- D. 321,457 11/1991 Kahl .
- D. 321,626 11/1991 Kouts .
- D. 322,218 12/1991 Lynd .
- D. 322,224 12/1991 Miner .
- D. 330,993 11/1992 Robbins, III .
- D. 332,373 1/1993 Kahl .
- D. 333,591 3/1993 Gradecki et al. D7/536 X
- D. 337,271 7/1993 Pezzoli et al. .
- D. 337,273 7/1993 Thatcher .
- D. 337,274 7/1993 Thatcher .
- D. 337,921 8/1993 Iodice .
- D. 338,831 8/1993 Osip et al. .

- D. 338,832 8/1993 Osip et al. .
- D. 339,503 9/1993 Callaway .
- D. 340,165 10/1993 Blake .
- D. 340,836 11/1993 Cautereels .
- D. 347,973 6/1994 McBride D7/606 X
- D. 348,176 6/1994 Sokulski et al. D7/320
- D. 349,218 8/1994 Evans D7/606 X
- D. 354,202 6/1995 Smith et al. D7/619
- 3,298,553 1/1967 Lusher D7/523 X
- 4,762,229 8/1988 Wickre 220/703
- 4,790,444 12/1988 Terzi 220/714
- 4,930,654 6/1990 Thibeault et al. 270/703

OTHER PUBLICATIONS

Crystal Glasses of the "Sani" Series, Domus Apr. 1977, p. 725.

Primary Examiner—M. N. Pandozzi
Attorney, Agent, or Firm—Kuffner & Associates

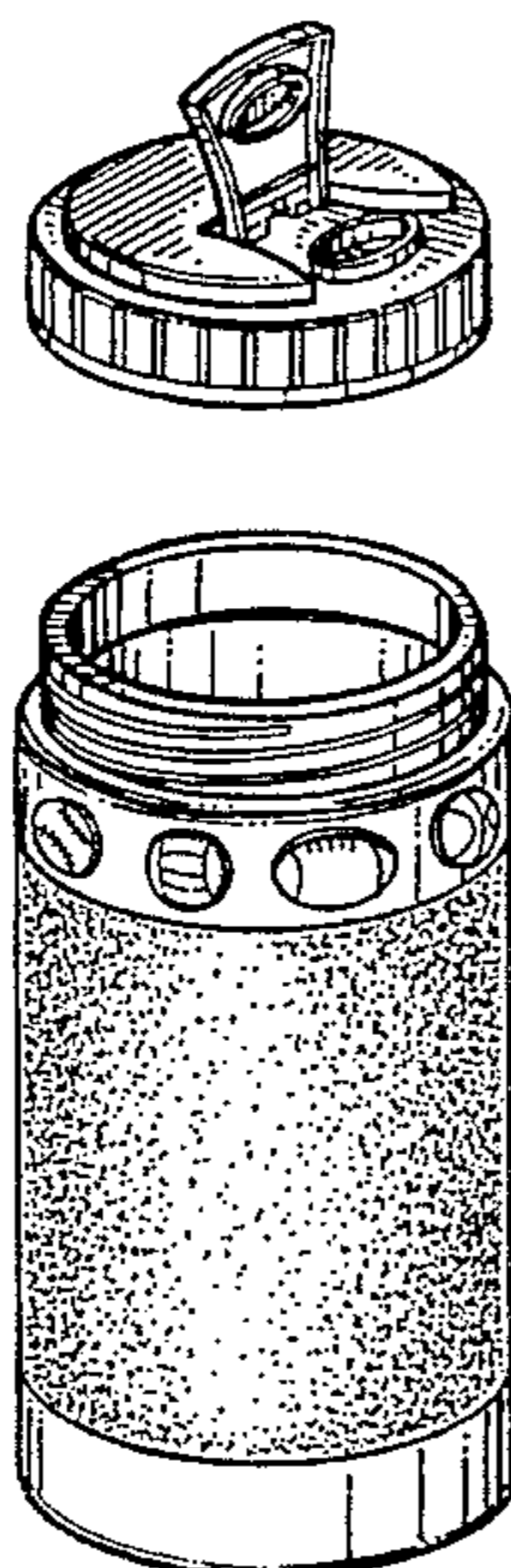
[57] **CLAIM**

The ornamental design for a sport/squeeze bottle, as shown and described.

DESCRIPTION

FIG. 1 is an exploded perspective view of a sport/squeeze bottle showing my new design;
 FIG. 2 is a right side elevational view thereof;
 FIG. 3 is a top plan view thereof, with the cap in closed position;
 FIG. 4 is a bottom plan view of both embodiments;
 FIG. 5 is a left side elevational view of the first embodiment thereof;
 FIG. 6 is a rear elevational view of the first embodiment thereof;
 FIG. 7 is a top plan view thereof with the cap in open position;
 FIG. 8 is a top plan view of a sport/squeeze bottle showing a second embodiment of my new design with the cap in closed position, wherein the sole difference resides in the appearance of the cap;
 FIG. 9 is a front elevational view thereof;
 FIG. 10 is a top perspective view thereof; and,
 FIG. 11 is a left side elevational view thereof.

1 Claim, 3 Drawing Sheets






Fig. 1

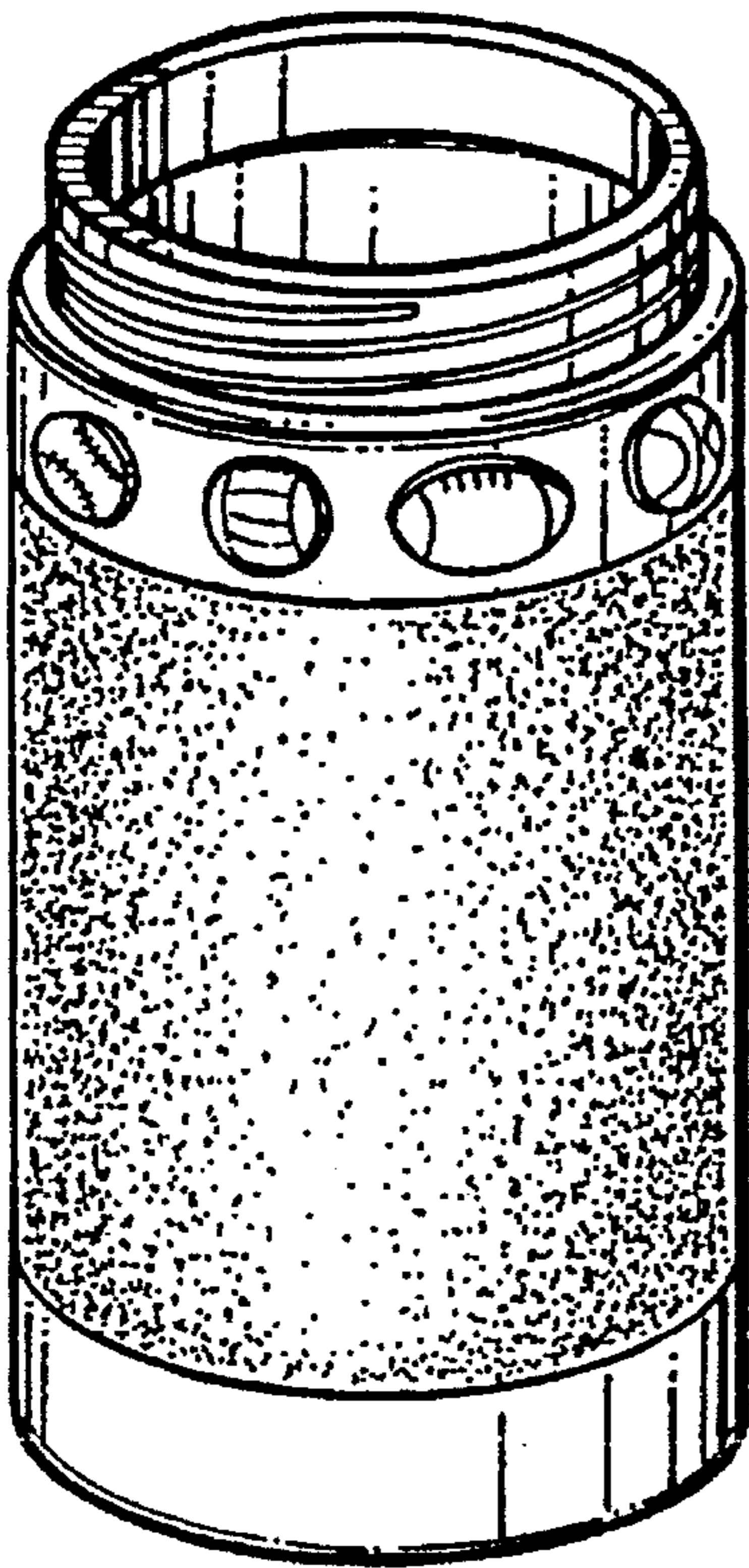


Fig. 2




Fig. 4

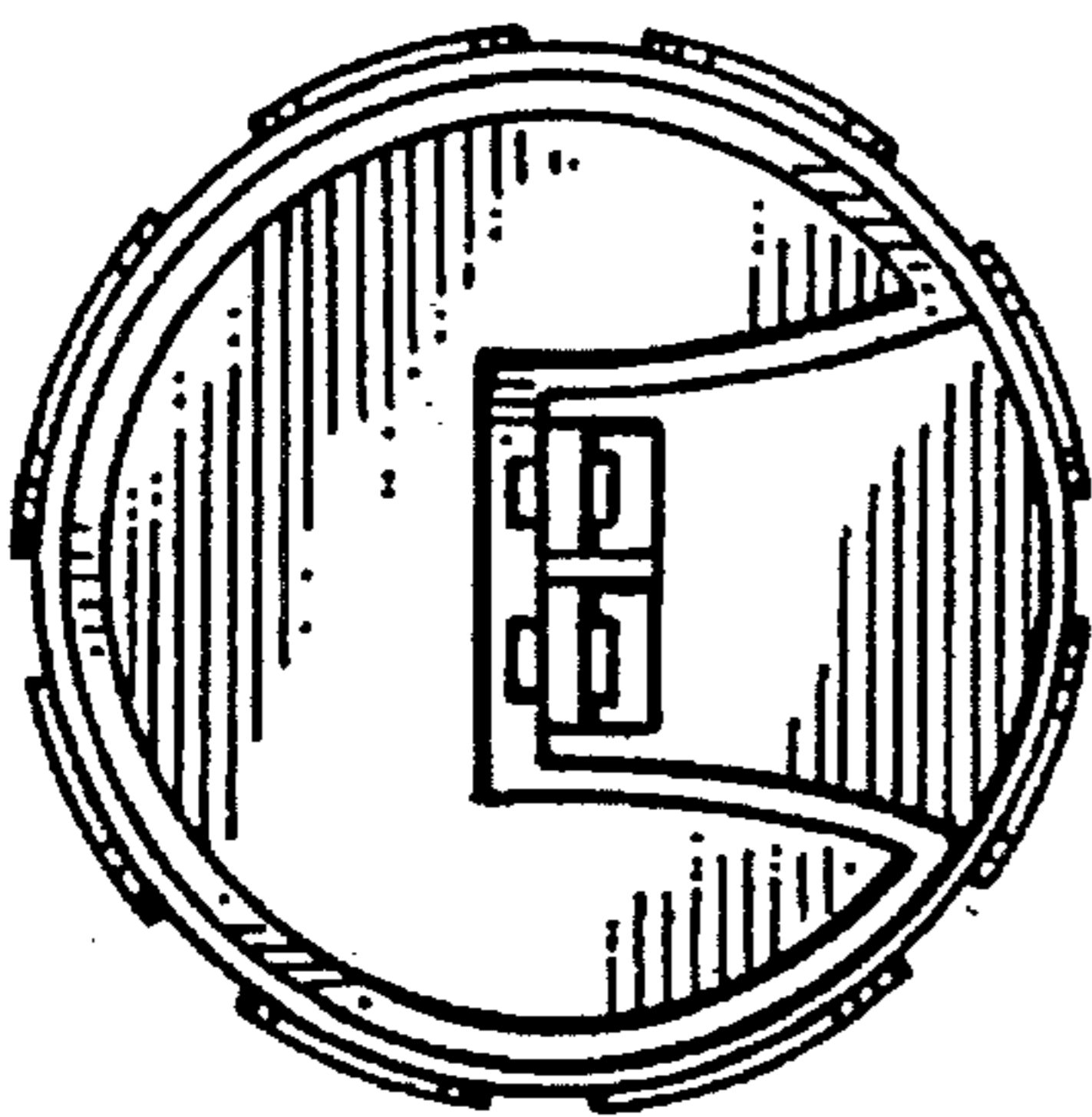


Fig. 3

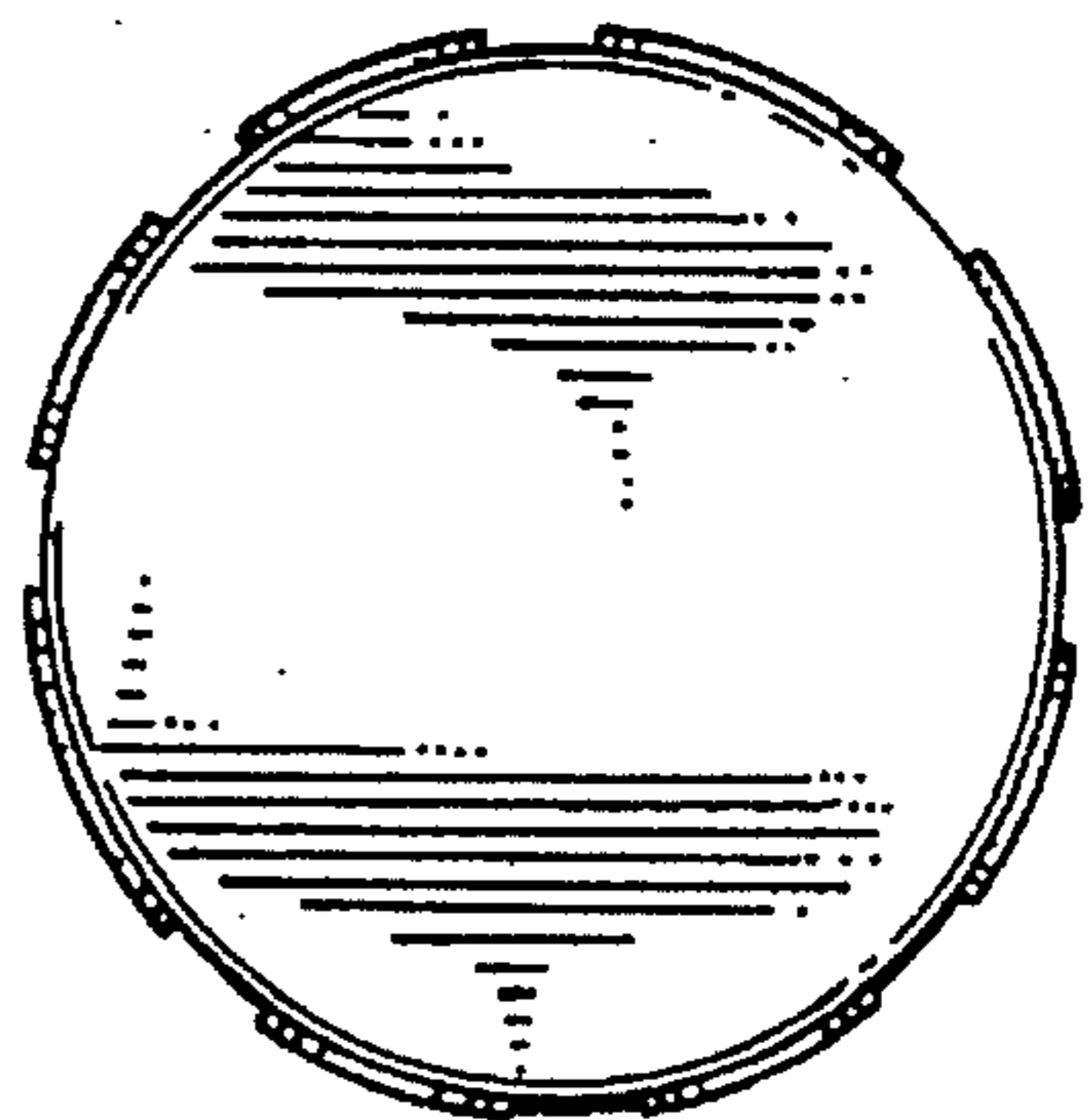


Fig. 7




Fig. 8





Fig. 6




Fig. 5




Fig. 11




Fig. 10




Fig. 9