



US00D377731S

United States Patent [19]

[11] Patent Number: **Des. 377,731**

Fernandez

[45] Date of Patent: ****Feb. 4, 1997**

[54] **ALBUM FOR CASSETTES**

[75] Inventor: **Vincent O. Fernandez, Scott City, Mo.**

[73] Assignee: **Blair Industries Incorporated, Scott City, Mo.**

[**] Term: **14 Years**

[21] Appl. No.: **40,228**

[22] Filed: **Jun. 13, 1995**

[52] U.S. Cl. **D6/634; D6/632; D6/407**

[58] Field of Search **D6/626-635, 588, D6/402; D19/75, 76, 26; D9/304, 306, 432, 424; 206/387.1, 387.15, 311, 312, 307, 307.1, 308.1, 308.3, 309, 387.13; D24/224; D5/53**

[56] **References Cited**

U.S. PATENT DOCUMENTS

D. 198,253	5/1964	Roth	D5/53
D. 226,146	1/1973	Price	D87/1
D. 263,268	3/1982	Rein	D9/424
667,495	2/1901	Butler	281/29
709,687	9/1902	Vernon	281/31
748,631	1/1904	Mitchell	281/31
2,369,864	2/1945	Spaldo	281/31
2,512,310	6/1950	Corson	D6/566
2,788,041	4/1957	Carver	281/29
2,883,061	4/1959	Moore	211/13
3,028,949	4/1962	Sohosky	206/83
3,092,400	6/1963	Smith	281/19
3,215,450	11/1965	Peterson et al.	281/29
3,315,718	4/1967	Berman	220/339
3,335,847	8/1967	Murphy et al. .	
3,414,181	12/1968	Sloan	229/2.5
3,487,919	6/1970	Elliott et al.	206/65
3,512,332	5/1970	Klein	53/453
3,577,700	5/1971	Bippus et al.	53/453
3,640,379	2/1972	Weingarden	229/2.5
3,673,760	7/1972	Canamero et al.	53/453
3,737,067	6/1973	Palson	206/387
3,743,081	7/1973	Roberg et al.	206/387
3,814,527	6/1974	Lawes	402/3
3,902,598	9/1975	Koob et al.	206/387
4,049,119	9/1977	Wilson	206/387
4,054,206	10/1977	Kobayashi	206/387

4,078,657	3/1978	Schurman	206/387
4,102,452	7/1978	Sato et al.	206/387
4,127,189	11/1978	Shumrak et al.	206/520
4,175,995	11/1979	Walter	156/285
4,184,594	1/1980	Hehn	206/387

(List continued on next page.)

FOREIGN PATENT DOCUMENTS

504239	7/1951	Belgium	206/472
2331120	3/1977	France .	
2503667	10/1982	France .	
2451347	6/1976	Germany .	
2030545	4/1980	United Kingdom	206/387

Primary Examiner—Louis S. Zarfes

Assistant Examiner—Gyom Andoll

Attorney, Agent, or Firm—Hill, Steadman & Simpson

[57] CLAIM

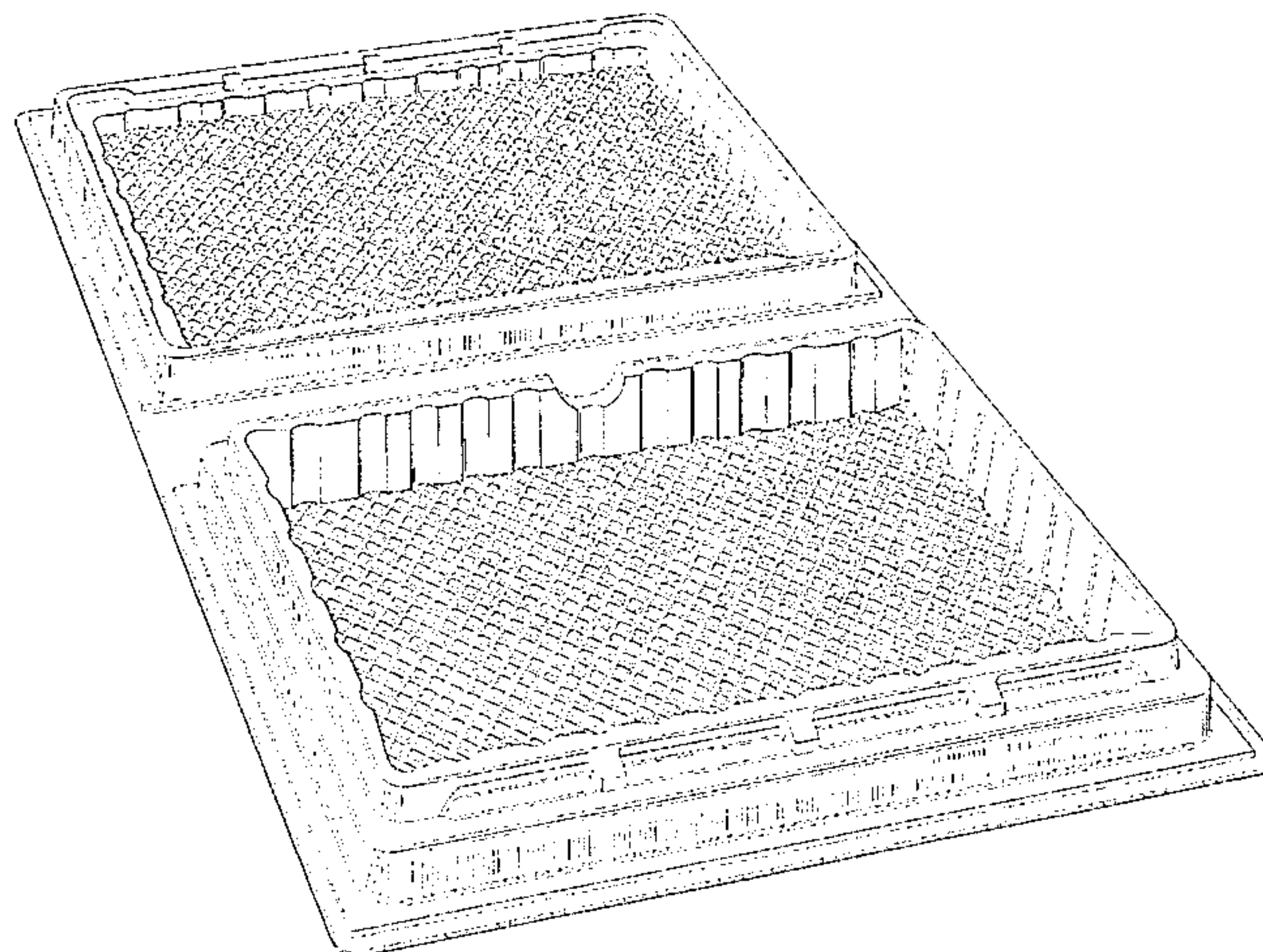
The ornamental design for an "album for cassettes", as shown and described.

DESCRIPTION

FIG. 1 is a perspective view of the album for cassettes of my new design in the open position;
 FIG. 2 is a front elevational view thereof;
 FIG. 3 is a left side elevational view thereof;
 FIG. 4 is a right side elevational view thereof;
 FIG. 5 is a bottom elevational view thereof;
 FIG. 6 is a top elevational view thereof;
 FIG. 7 is a perspective view of the album for cassettes of my new design in the closed position;
 FIG. 8 is a bottom elevational view thereof;
 FIG. 9 is a top elevational view thereof;
 FIG. 10 is a front elevational view thereof;
 FIG. 11 is a rear elevational view thereof;
 FIG. 12 is a left elevational view thereof;
 FIG. 13 is a right elevational view thereof;
 FIG. 14 is a perspective detail taken along line 14—14 of FIG. 2; and,
 FIG. 15 is a rear elevational view of FIG. 2.

The distinguish guise of this invention resides in the patterned raised surfaces of the bottom of the trays' recesses.

1 Claim, 7 Drawing Sheets



Des. 377,731

Page 2

U.S. PATENT DOCUMENTS

4,209,957	7/1980	Utzmann	53/453	4,363,403	12/1982	Raucci, Jr. et al.	206/387
4,231,474	11/1980	Takahashi	206/387	4,407,410	10/1983	Graetz et al.	206/387
4,277,931	7/1981	Mahaffy et al.	53/453	4,432,827	2/1984	Graetz et al.	156/245
4,287,989	9/1981	Plummer	206/387	4,555,290	11/1985	Graetz et al.	156/245
4,341,307	7/1982	Shyers	206/387	4,632,717	12/1986	Graetz et al.	156/245
				5,427,742	6/1995	Holland	D24/224

FIG. 1

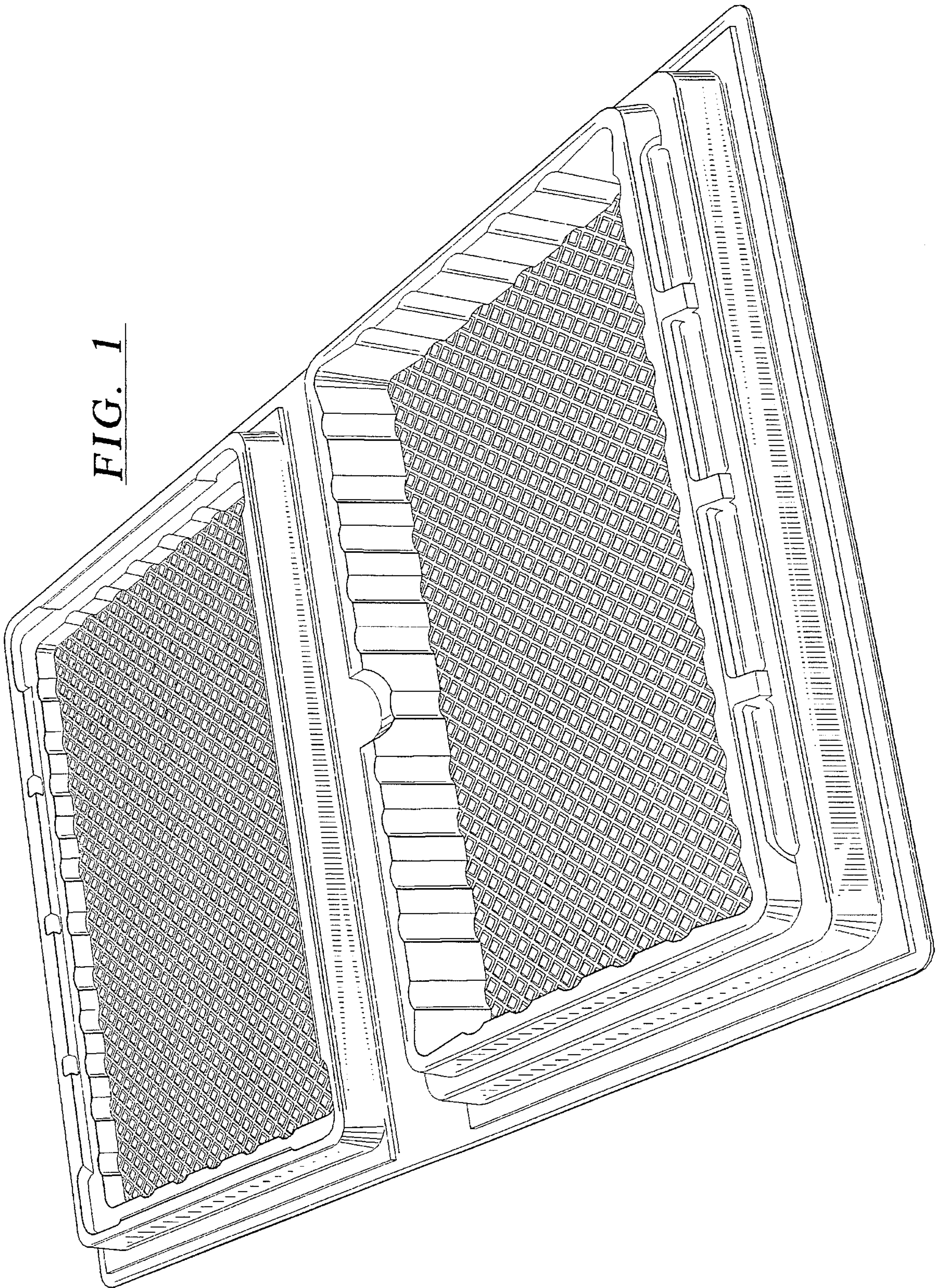



FIG. 2



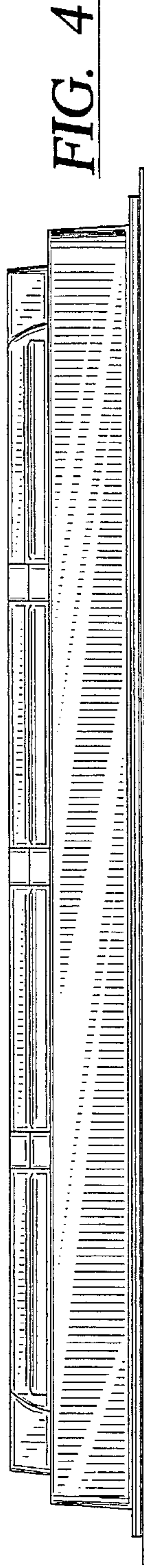



FIG. 5




FIG. 6



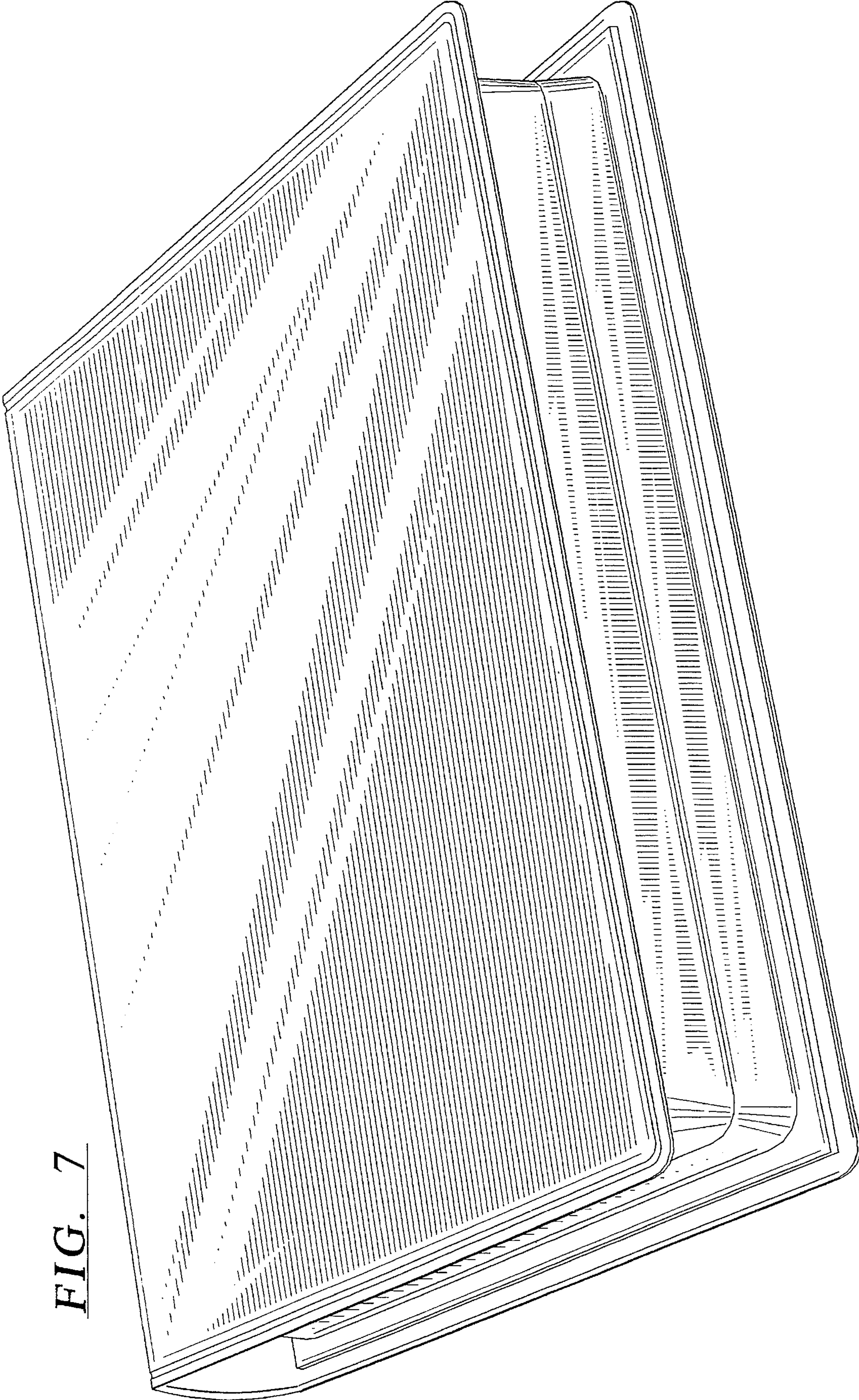


FIG. 7

FIG. 8




FIG. 9

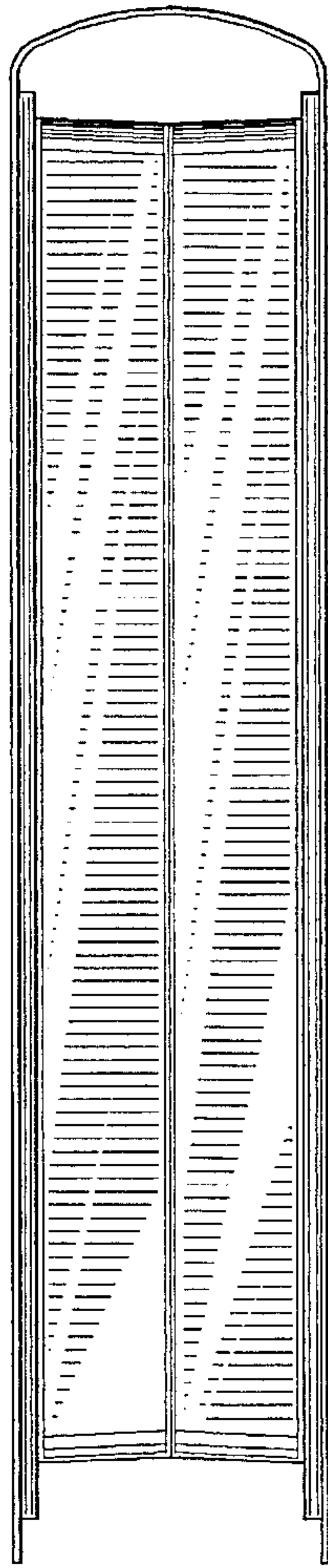


FIG. 10




FIG. 11

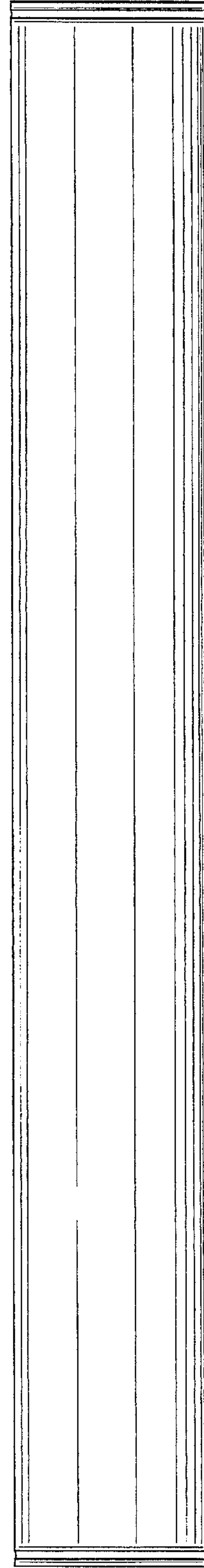


FIG. 13





FIG. 12




FIG. 15

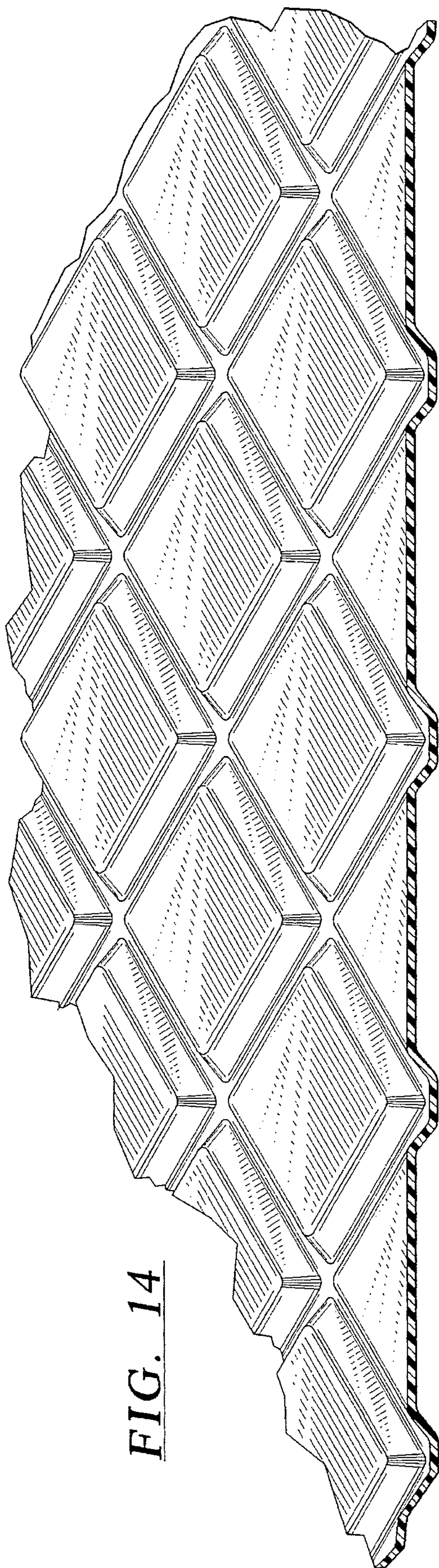


FIG. 14