



US00D377717S

United States Patent [19]
Gouldson

[11] **Patent Number:** **Des. 377,717**
[45] **Date of Patent:** ****Feb. 4, 1997**

[54] **GARMENT HANGER**
[75] Inventor: **Stanley F. Gouldson**, Northport, N.Y.
[73] Assignee: **Spotless Plastics Pty. Ltd.**, Victoria, Australia
[**] Term: **14 Years**

5,062,556 11/1991 Willputz .
5,065,916 11/1991 Fildan .
5,071,045 12/1991 Hollis .
5,074,447 12/1991 Kolton et al. .
5,092,502 3/1992 Kolton et al. .
5,127,559 7/1992 Freer et al. .
5,129,557 7/1992 Kolton et al. .

FOREIGN PATENT DOCUMENTS

[21] Appl. No.: **19,259**
[22] Filed: **Feb. 25, 1994**

21403/83 11/1983 Australia .
WO90/09651 8/1990 WIPO .

OTHER PUBLICATIONS

Photocopy of Hanes Her Way Panty Hanger.

Related U.S. Application Data

[63] Continuation-in-part of Ser. No. 13,052, Sep. 15, 1993, Pat. No. Des. 371,246, which is a continuation-in-part of Ser. No. 870,696, Apr. 16, 1992, Pat. No. Des. 350,236.
[52] **U.S. Cl.** **D6/328; D6/315; D6/326**
[58] **Field of Search** **D6/315, 326, 328; 211/113; 223/91, 93, 85, 96; 40/322**

Primary Examiner—B. J. Bullock
Attorney, Agent, or Firm—Scully, Scott, Murphy & Presser

[57] **CLAIM**

The ornamental design for a garment hanger, as shown and described.

[56] **References Cited**

U.S. PATENT DOCUMENTS

- D. 236,572 9/1975 Ostroll .
- D. 246,817 1/1978 Mainetti .
- D. 283,854 5/1986 Marshall .
- D. 298,184 10/1988 Tendrup et al. .
- D. 305,834 2/1990 DeVito .
- D. 305,835 2/1990 DeVito .
- D. 324,459 3/1992 Gouldson et al. .
- D. 327,578 7/1992 Fildan .
- D. 327,581 7/1992 Fildan .
- D. 329,755 9/1992 Gouldson .
- D. 335,581 5/1993 Gouldson .
- 3,463,369 9/1969 Moskowitz .
- 3,738,549 6/1973 Driscoll .
- 4,006,547 2/1977 Samuels et al. .
- 4,115,940 9/1978 Phillips .
- 4,623,079 11/1986 Tendrup et al. .
- 4,629,102 12/1986 Tendrup et al. .
- 4,828,155 5/1989 Louw .
- 4,886,195 12/1989 Blanchard .
- 4,892,237 1/1990 Duester et al. .
- 4,951,855 9/1990 Jacobson et al. .
- 5,040,686 9/1991 Morrow .

DESCRIPTION

FIG. 1 is a front elevational view of my new design, the broken lines showing the clip profile and indicator profile are for illustrative purposes only and form no part of the claimed design;

FIG. 2 is a rear elevational view of FIG. 1, the broken lines showing the clip profile and indicator profile are for illustrative purposes only and form no part of the claimed design;

FIG. 3 is a right end elevational view of FIG. 1;

FIG. 4 is a left end elevational view of FIG. 1;

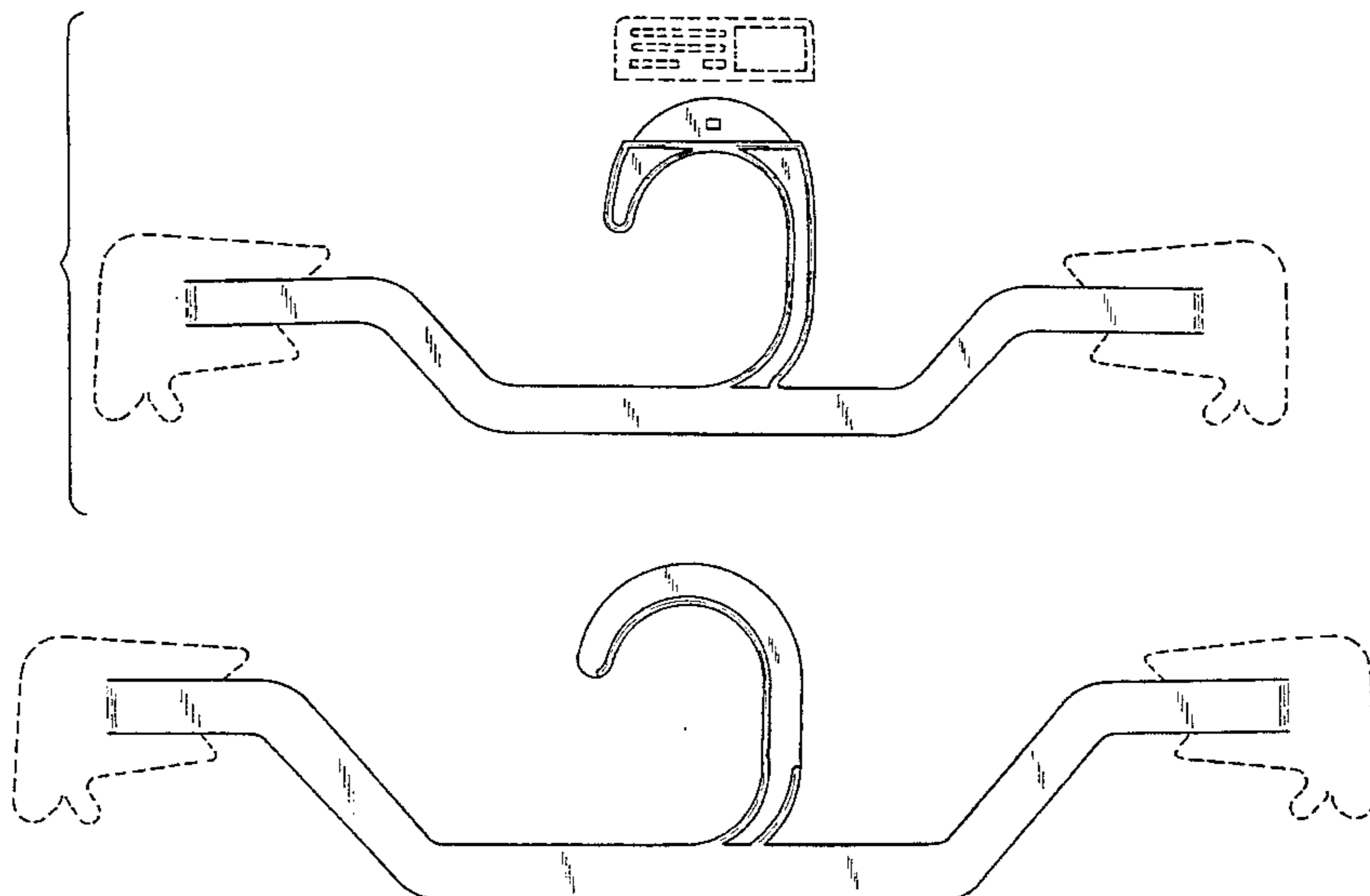
FIG. 5 is a top plan view of FIG. 1;

FIG. 6 is a bottom plan view of FIG. 1;

FIG. 7 is an exploded front elevational view of FIG. 1; and, FIG. 8 is a front elevational view of a second embodiment of the design of FIG. 1, the only difference being the configuration of the hook.

The indicator device affixed to the top of the garment hanger and clip ends of the garment hanger form no part of the claimed design.

1 Claim, 5 Drawing Sheets



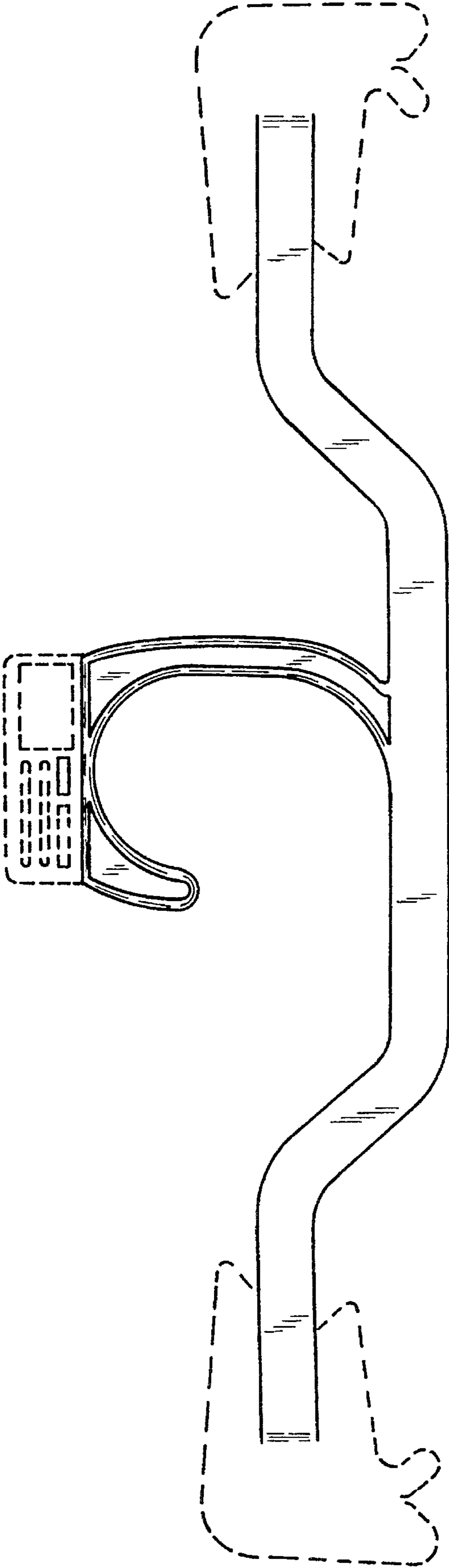


FIG. 1

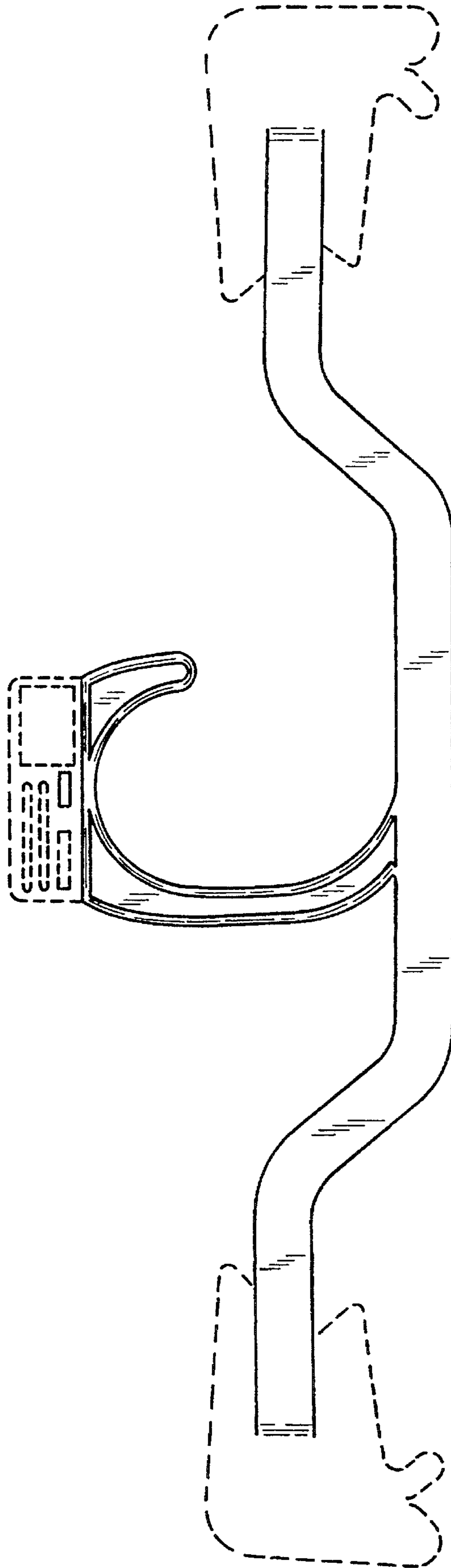


FIG.2



FIG. 5



FIG. 6



FIG. 4




FIG. 3

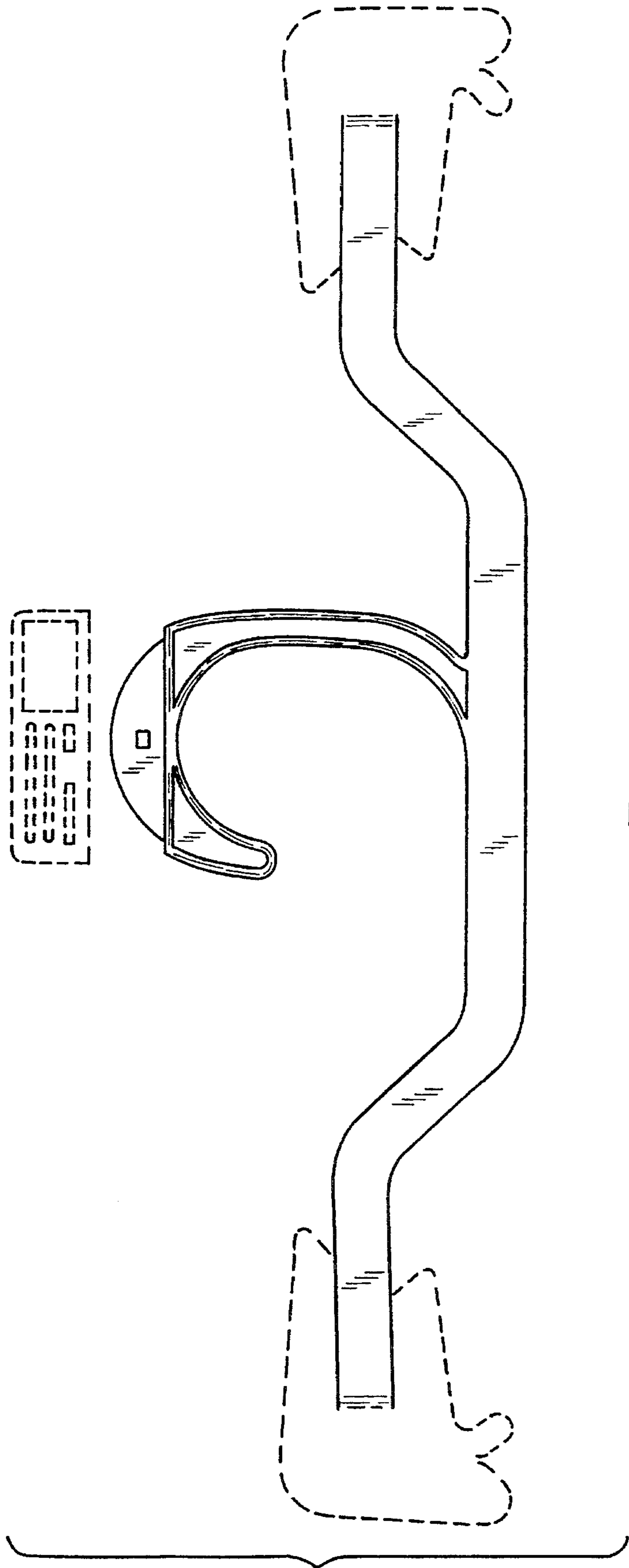


FIG.7

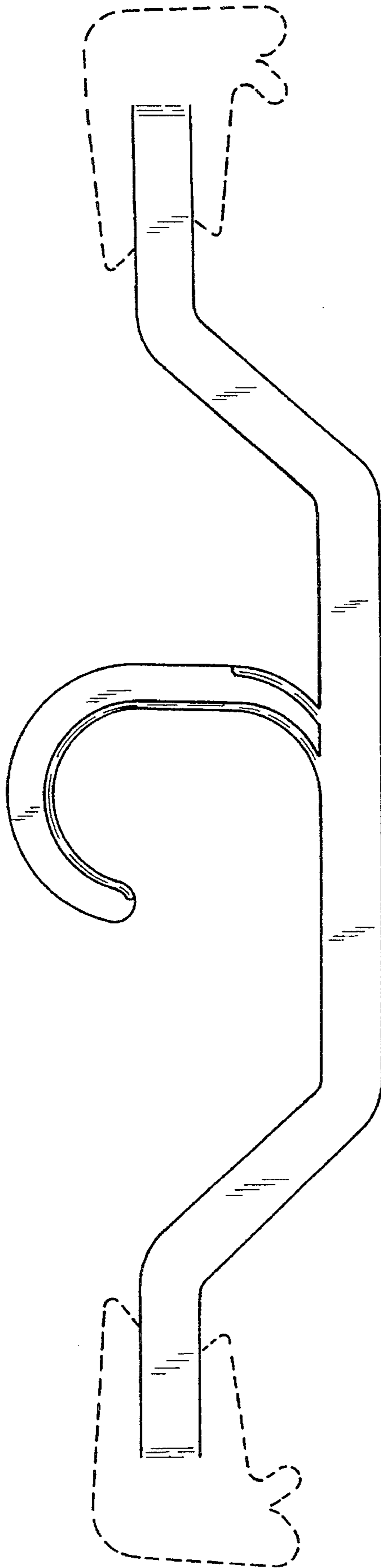


FIG.8