



US00D377712S

United States Patent [19]

Avar et al.

[11] Patent Number: **Des. 377,712**

[45] Date of Patent: ****Feb. 4, 1997**

[54] **SIDE ELEMENT OF A SHOE UPPER**

5,377,430 1/1995 Hatfield et al. .

[75] Inventors: **Eric P. Avar**, Aloha; **Matthew N. Rask**, Boring, both of Oreg.

OTHER PUBLICATIONS

Nike Spring 1996 Footwear Catalog, published Jun. 1995, pp. 12, 41 and 43.

[73] Assignee: **Nike, Inc.**, Beaverton, Oreg.

Nike Spring 1995 Footwear Catalog, published Jun. 1994, p. 35.

[**] Term: **14 Years**

Nike Holiday 1994 Footwear Catalog, published Mar. 1994, p. 20.

[21] Appl. No.: **47,582**

Primary Examiner—Dominic Simone

[22] Filed: **Dec. 7, 1995**

Attorney, Agent, or Firm—Banner & Witcoff, Ltd.

[52] U.S. Cl. **D2/972**

[58] Field of Search D2/902, 972, 970;
36/3 A, 45, 50.1, 51, 83, 114, 129

[57] CLAIM

The ornamental design for a side element of a shoe upper, as shown and described.

[56] References Cited

U.S. PATENT DOCUMENTS

D. 220,464	4/1971	Hayashi	D2/902
D. 301,657	6/1989	Brown	D2/972
D. 342,149	12/1993	Berger et al. .	
D. 342,599	12/1993	Luke .	
D. 351,058	10/1994	Hatfield et al. .	
D. 356,209	3/1995	Avar .	
D. 356,439	3/1995	Teague	D2/970
D. 356,884	4/1995	Ho	D2/902
D. 361,884	9/1995	Lozano .	
D. 367,554	3/1996	James	D2/902 X

DESCRIPTION

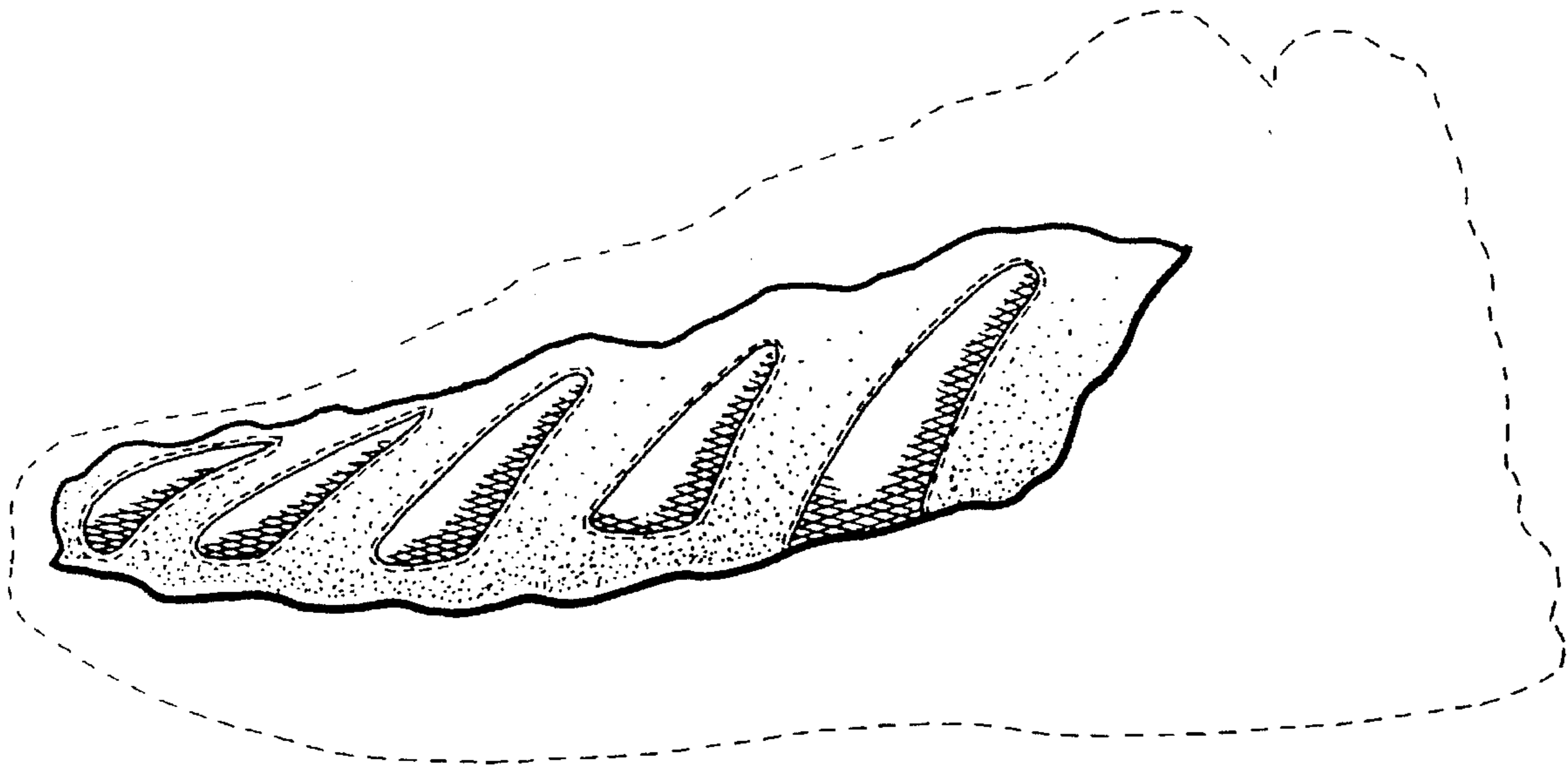
FIG. 1 is a side elevational view of a side element of shoe upper showing our new design;

FIG. 2 is a top plan view thereof; and,

FIG. 3 is a front elevational view thereof.

The broken line showing of a shoe in FIGS. 1-3 is for illustrative purposes only and forms no part of the claimed design.

1 Claim, 2 Drawing Sheets



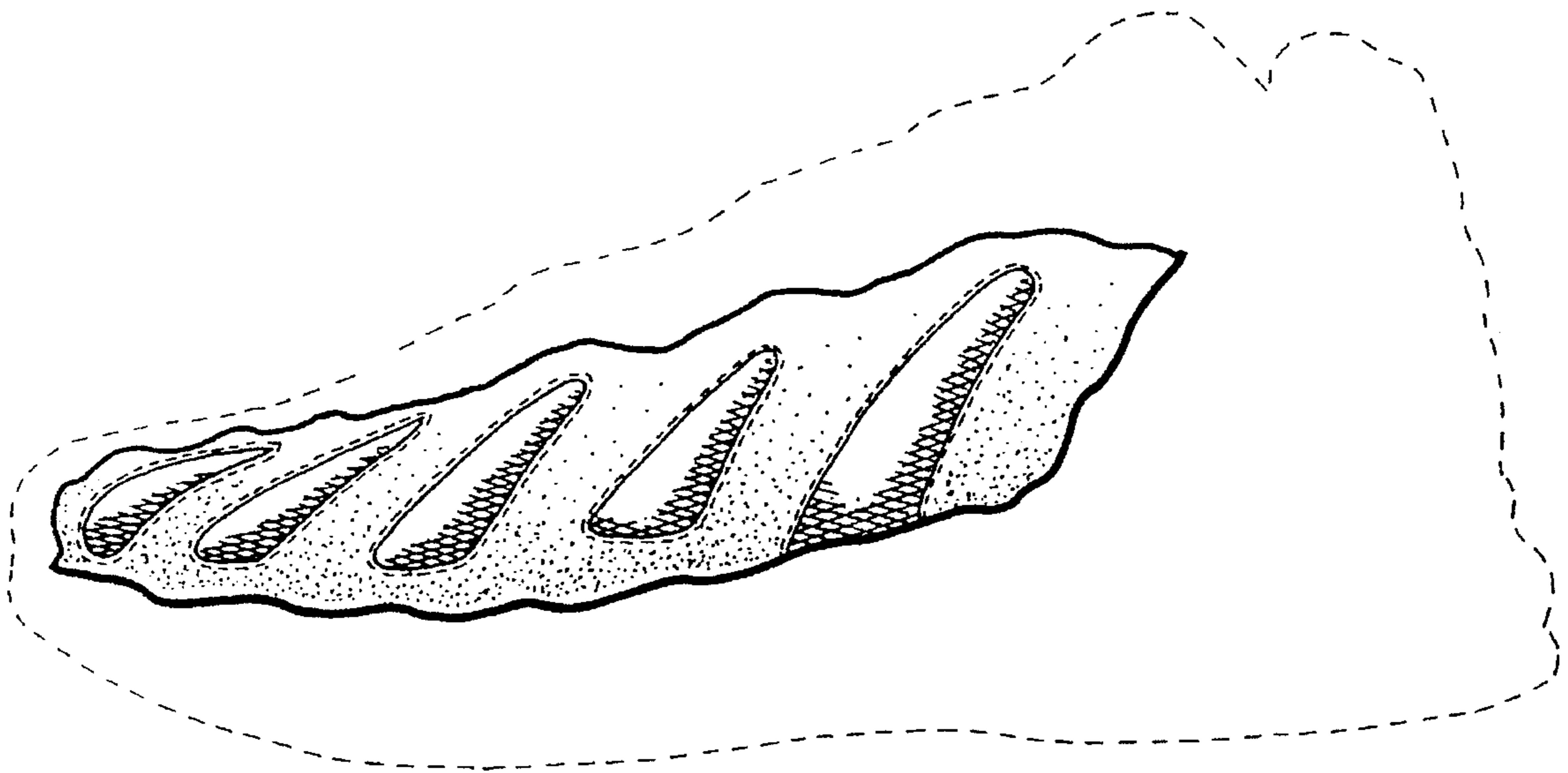


FIG. 1

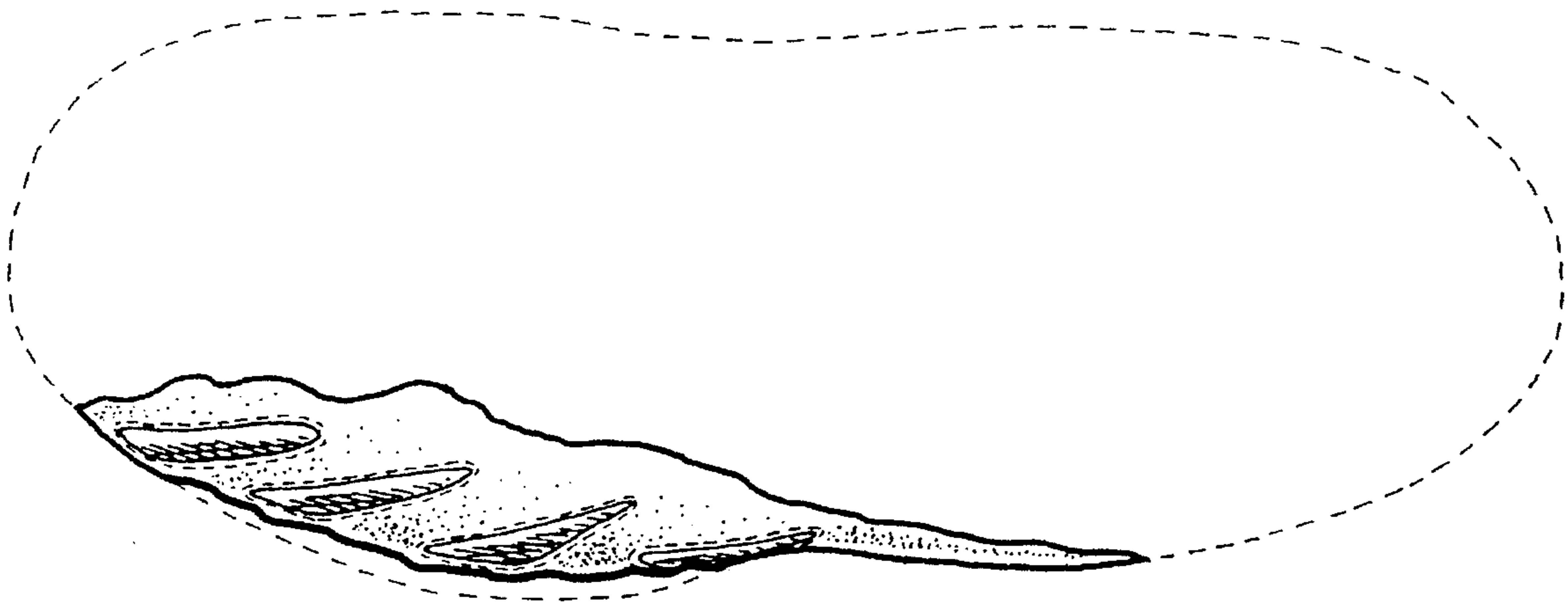


FIG. 2

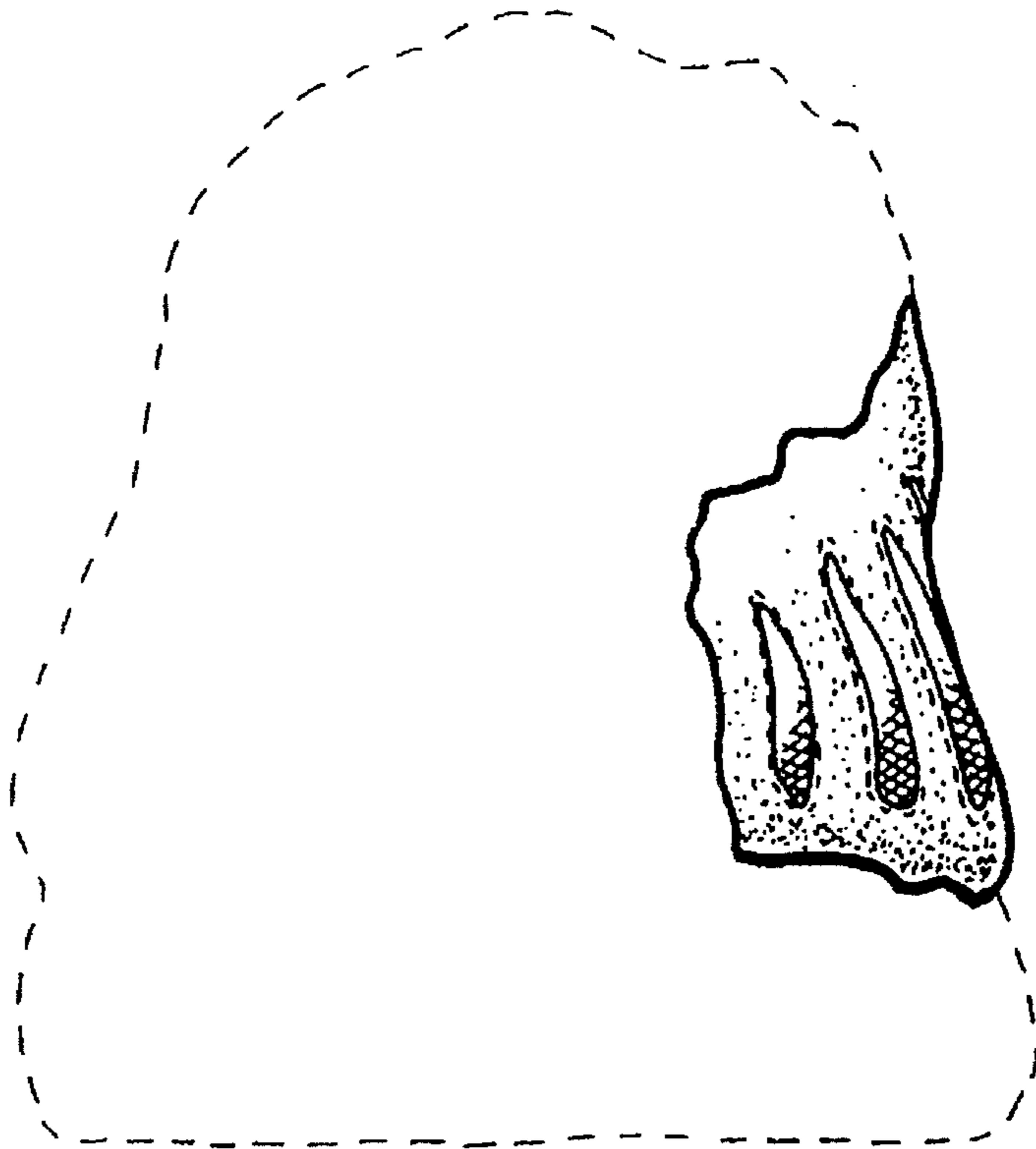


FIG. 3