



US00D377680S

# United States Patent [19]

[11] Patent Number: **Des. 377,680**

Kimber et al.

[45] Date of Patent: **\*\*Jan. 28, 1997**

## [54] TOILET VENTILATOR

## FOREIGN PATENT DOCUMENTS

[76] Inventors: **Warren D. Kimber**, 17336 Woodcrest Dr. NE, Bothell, Wash. 98011; **Rolf Johannessen**, 11840 W. Bowmont St., Boise, Id. 83713

1252255 4/1989 Canada ..... 4/213  
2136030 9/1984 United Kingdom ..... 2/213

[\*\*] Term: **14 Years**

## OTHER PUBLICATIONS

Jamco, "The World's Only 100% Odor Free Toilet For RV's"—Advertisement in Apr. 1995 Good Sam Highways Magazine.

[21] Appl. No.: **41,720**

*Primary Examiner*—Stella Reid

[22] Filed: **Jul. 24, 1995**

*Assistant Examiner*—G. Andoll

[52] U.S. Cl. .... **D23/309; D23/303**

*Attorney, Agent, or Firm*—Dowrey & Associates

[58] Field of Search ..... D23/295–299,  
D23/302–311; 4/233–239, 213, 216, 217,  
242, 246.1, 661

## [57] CLAIM

The ornamental design for toilet ventilator, as shown.

## [56] References Cited

## DESCRIPTION

### U.S. PATENT DOCUMENTS

929,079	7/1909	Creese .....	4/237
2,342,714	2/1944	Wheeler .....	4/216
3,491,382	1/1970	Poister .....	4/217
3,740,772	6/1973	Paley .....	4/217
4,168,553	9/1979	Studer .....	4/213
4,402,091	9/1983	Ellis et al. ....	4/217
4,617,687	10/1986	Wadsworth .....	4/213
5,016,294	5/1991	Canovas .....	4/217
5,136,730	8/1992	Casale .....	4/213
5,210,884	5/1993	Redford .....	4/217
5,259,072	11/1993	Trombley .....	4/213
5,345,617	9/1994	Jahner et al. ....	4/217
5,355,536	10/1994	Prisco .....	4/217

FIG. 1 is a perspective view of the toilet ventilator as mounted to a conventional toilet;

FIG. 2 is a perspective view of the toilet ventilator in isolation;

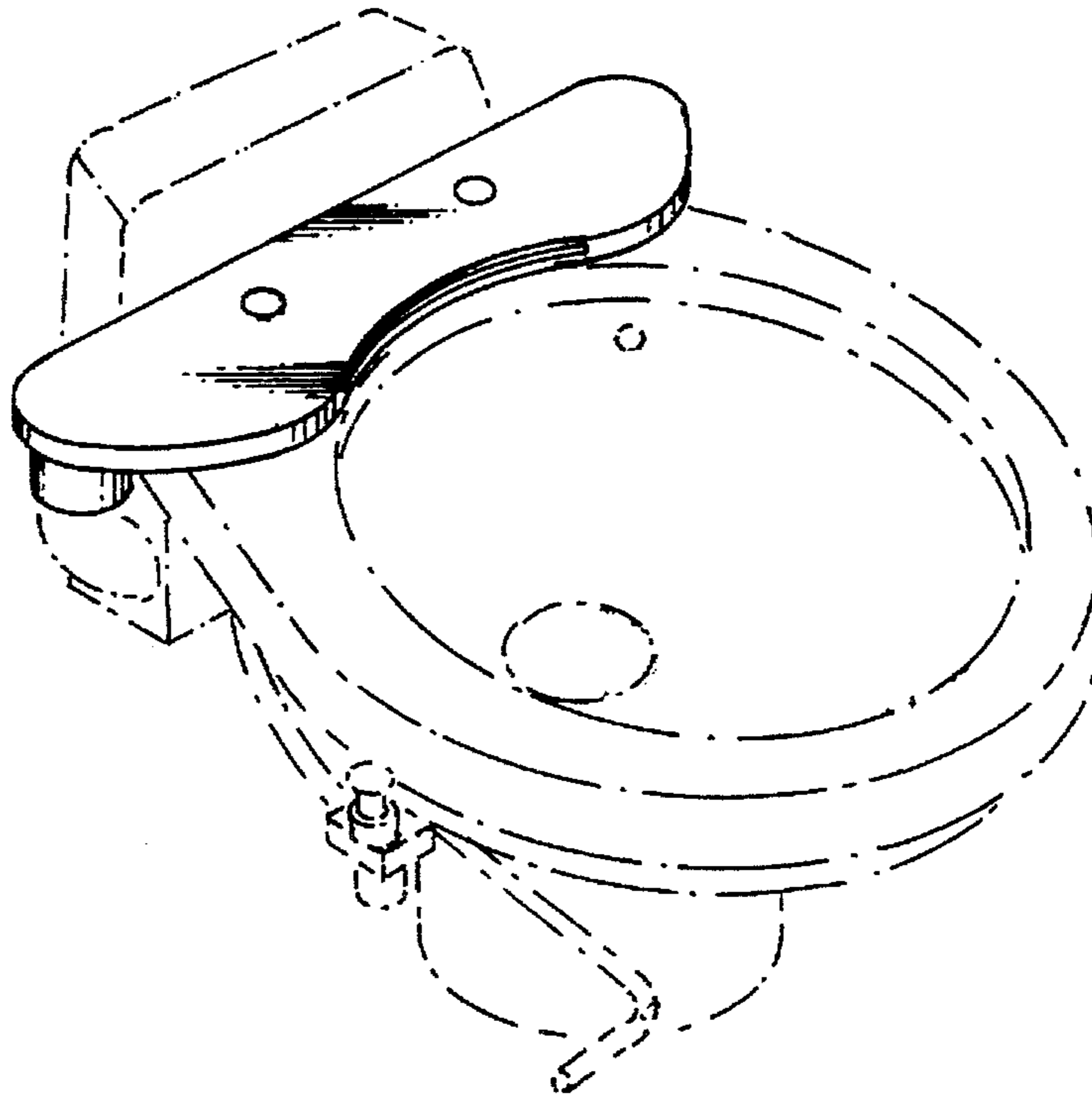
FIG. 3 is a front elevational view of the toilet ventilator;

FIG. 4 is a left side elevational view of the toilet ventilator, the right side being a mirror image thereof;

FIG. 5 is a rear elevational view of the toilet ventilator; and, FIG. 6 is a bottom plan view of the toilet ventilator.

The broken line showing of the toilet bowl in FIG. 1 is for illustrative purposes only and forms no part of the claimed design.

**1 Claim, 2 Drawing Sheets**



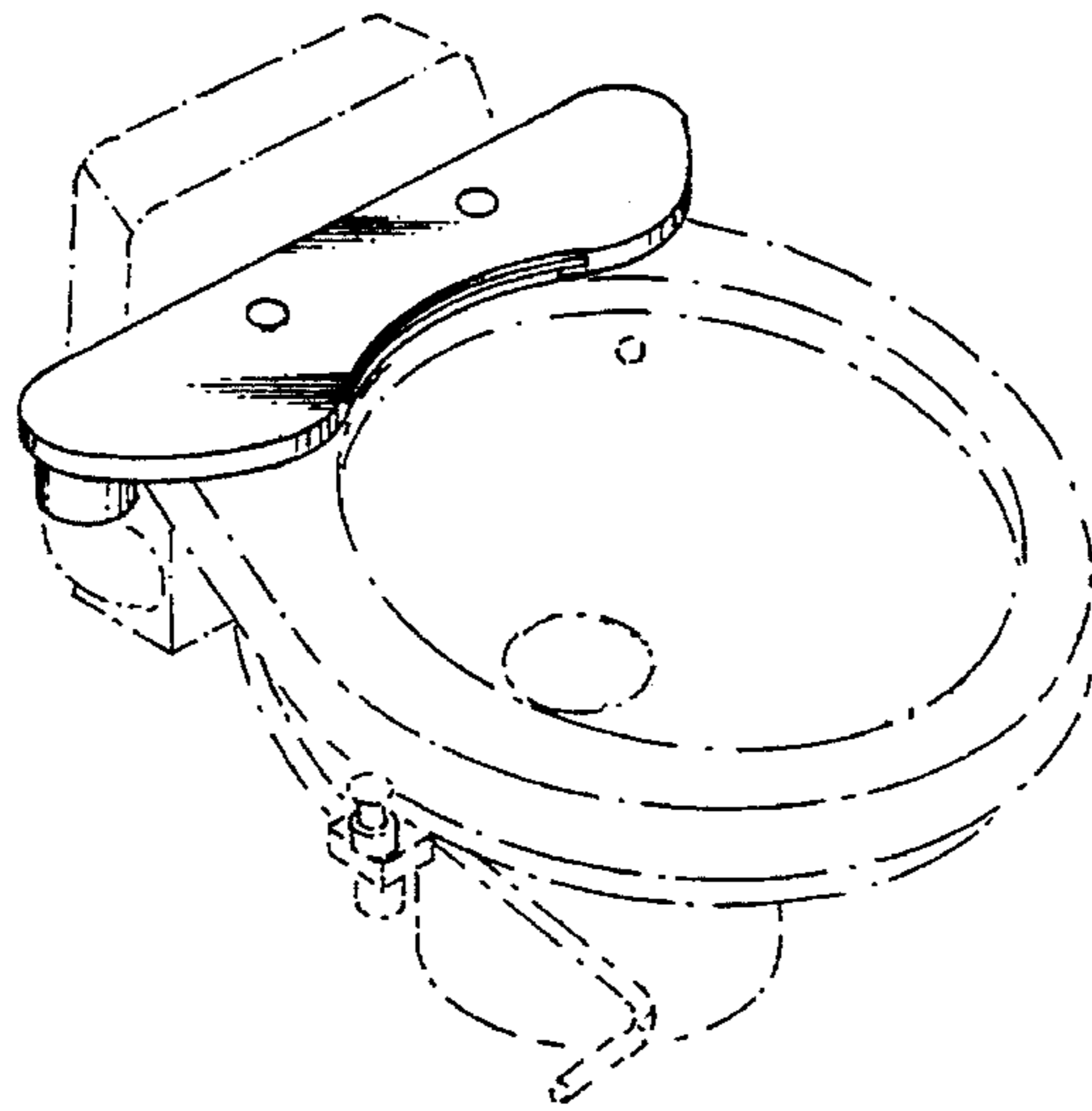


FIG. 1

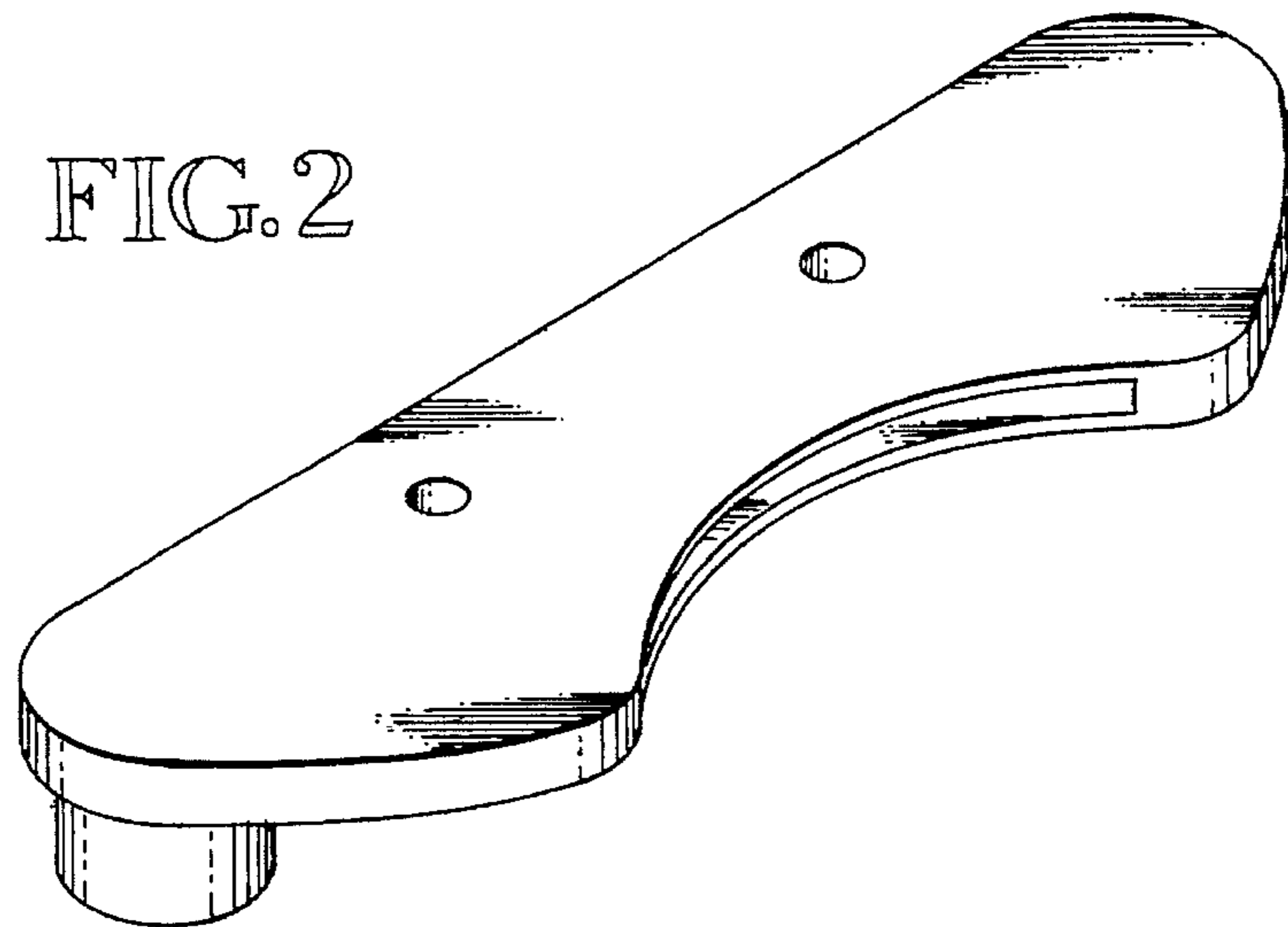


FIG. 2

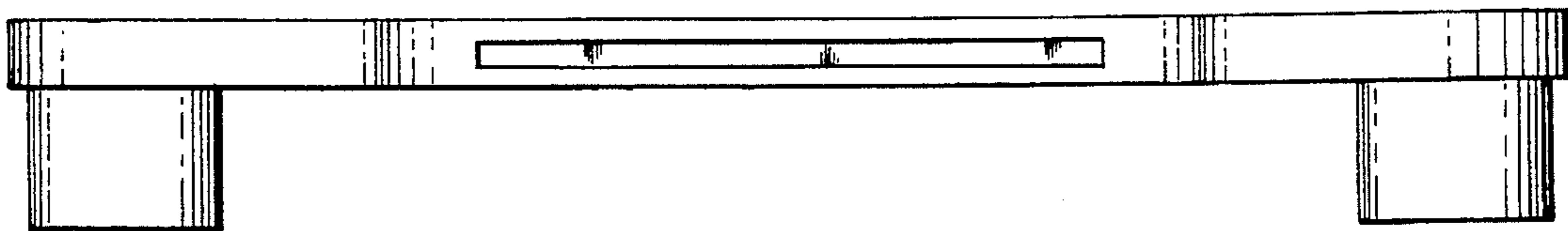


FIG. 3

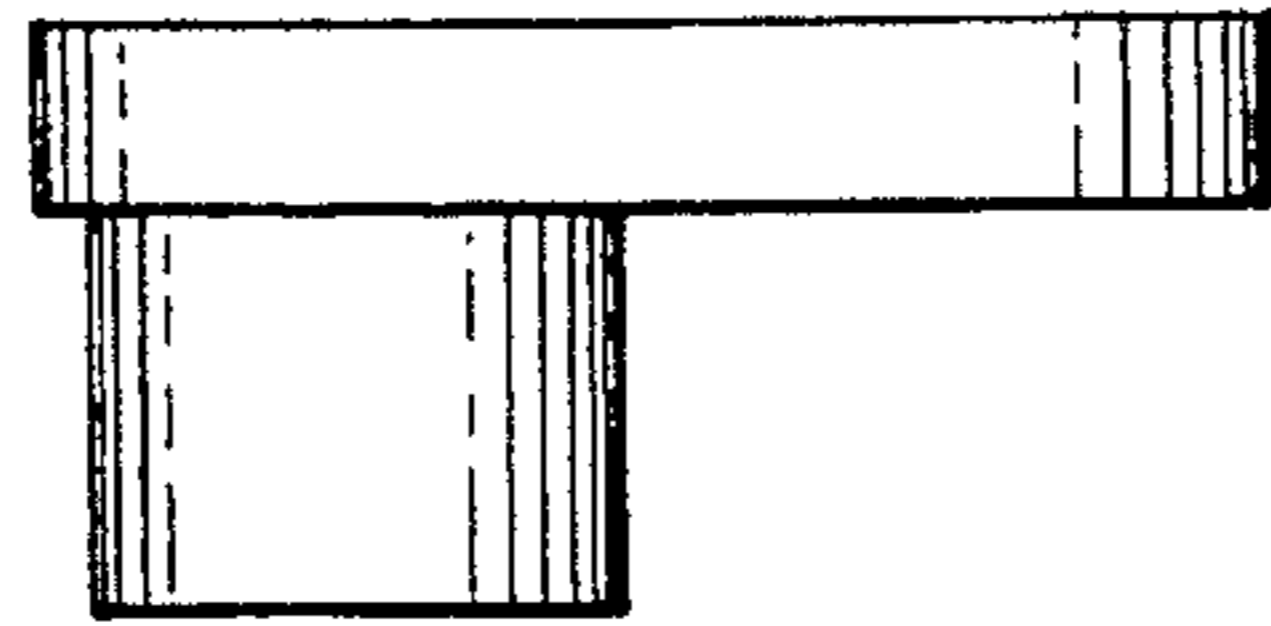


FIG. 4

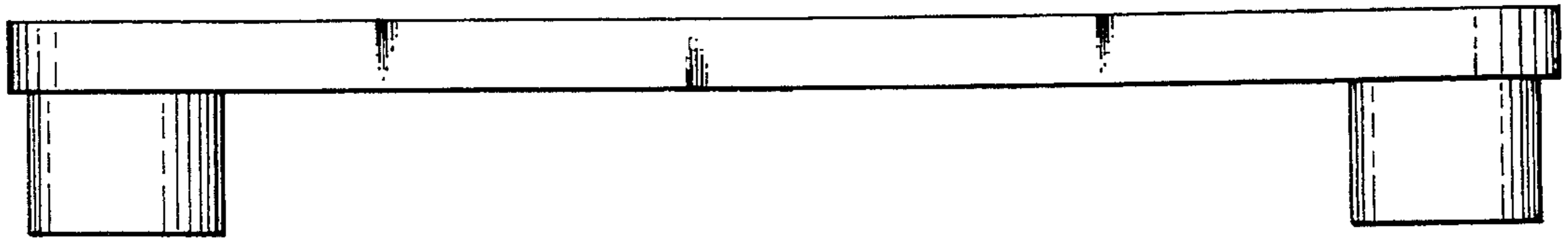


FIG. 5

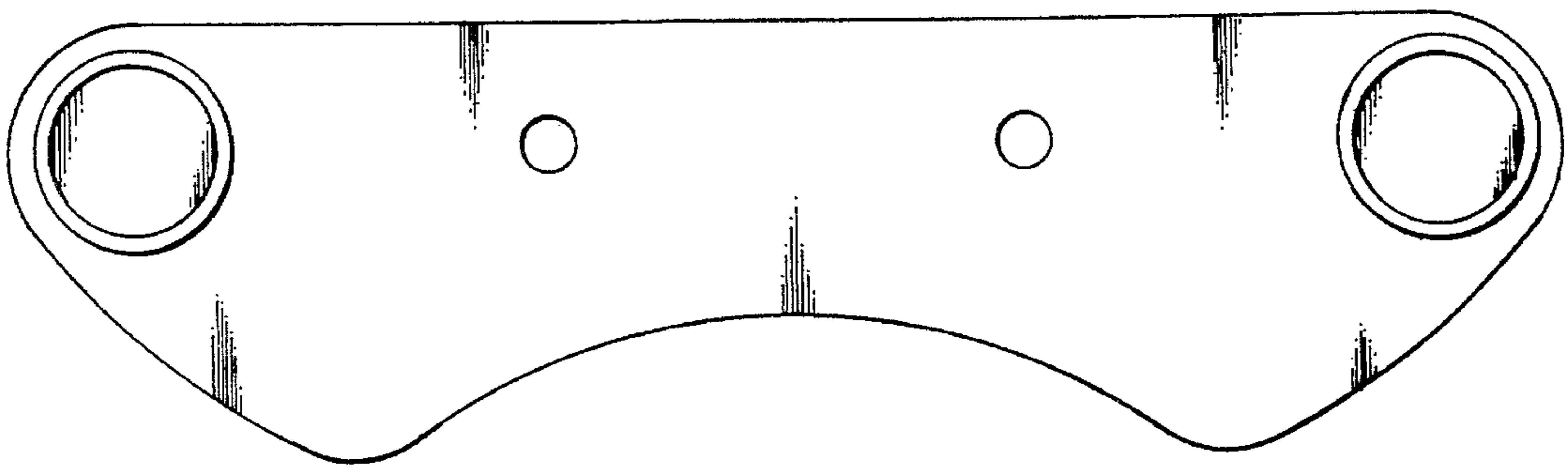


FIG. 6