



US00D377667S

United States Patent [19]
DeArkland

[11] **Patent Number: Des. 377,667**
[45] **Date of Patent: **Jan. 28, 1997**

[54] **INTERCHANGEABLE ADVERTISING PANEL FOR THE FACE PLATE OF A COIN TELEPHONE BOX**

Assistant Examiner—Jennifer A. Register
Attorney, Agent, or Firm—Philip D. Junkins

[76] **Inventor: James R. DeArkland**, 8119 Buena Fortuna, Carpinteria, Calif. 93013

[57] **CLAIM**

[**] **Term: 14 Years**

The ornamental design for an interchangeable advertising panel for the face plate of a coin telephone box, as shown and described.

[21] **Appl. No.: 45,301**

DESCRIPTION

[22] **Filed: Oct. 16, 1995**

[52] **U.S. Cl. D20/22**

[58] **Field of Search D20/22, 27, 13, D20/19, 10; 40/584, 6, 642, 646, 649, 299, 489, 611; D8/354; 379/143**

FIG. 1 is a front elevation view showing my new design for an interchangeable advertising panel for the face plate of a coin telephone box with the telephone box and its lower coin return and coin storage sections, the upper telephone face plate, and the telephone transmitter-receiver instrument and cord, shown in broken lines;

[56] **References Cited**

U.S. PATENT DOCUMENTS

D. 291,406	8/1987	McNeese	D8/354	X
D. 314,984	2/1991	Hass	D20/22	
D. 364,333	11/1995	Fillipp et al.	D8/354	
2,490,496	12/1949	Williamson	40/299	
3,102,669	9/1963	Brady	40/299	X
4,845,869	7/1989	Martin	40/584	
4,862,617	9/1989	Cooke, Jr. et al.	40/299	X

FIG. 2 is an enlarged front elevation view of the advertising panel per se, the rear elevation being a mirror image thereof;

FIG. 3 is a top view thereof;

FIG. 4 is a bottom view thereof;

FIG. 5 is a right side elevation view thereof; and,

FIG. 6 is a left side elevation view thereof.

OTHER PUBLICATIONS

Tellette 1309, Sweet's General Building and Renovation Catalog, vol. 12 10750/AME, 1994.

The broken line showings in FIG. 1 and FIG. 2 are for illustrative purposes only and form no part of the claimed design.

Primary Examiner—Susan J. Lucas

1 Claim, 1 Drawing Sheet



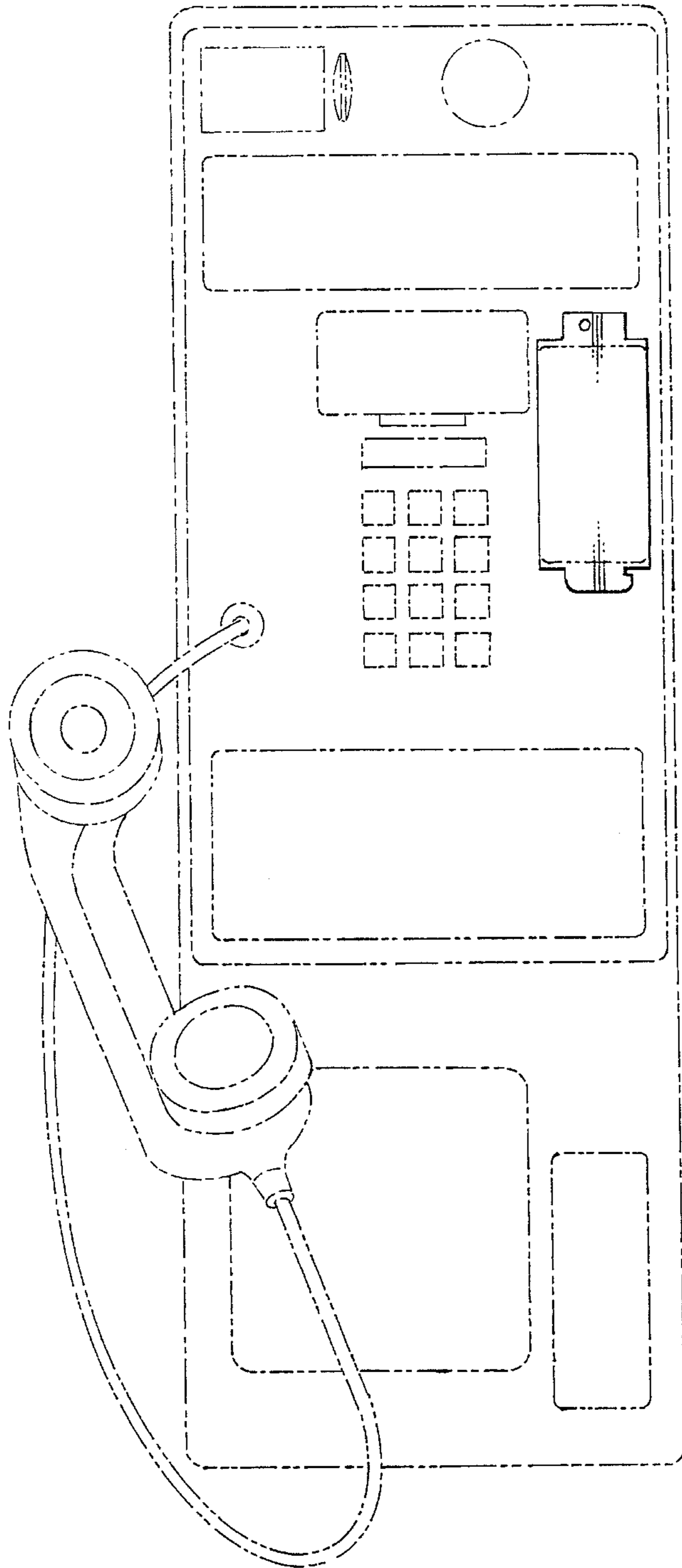


FIG. 1.




FIG. 3.

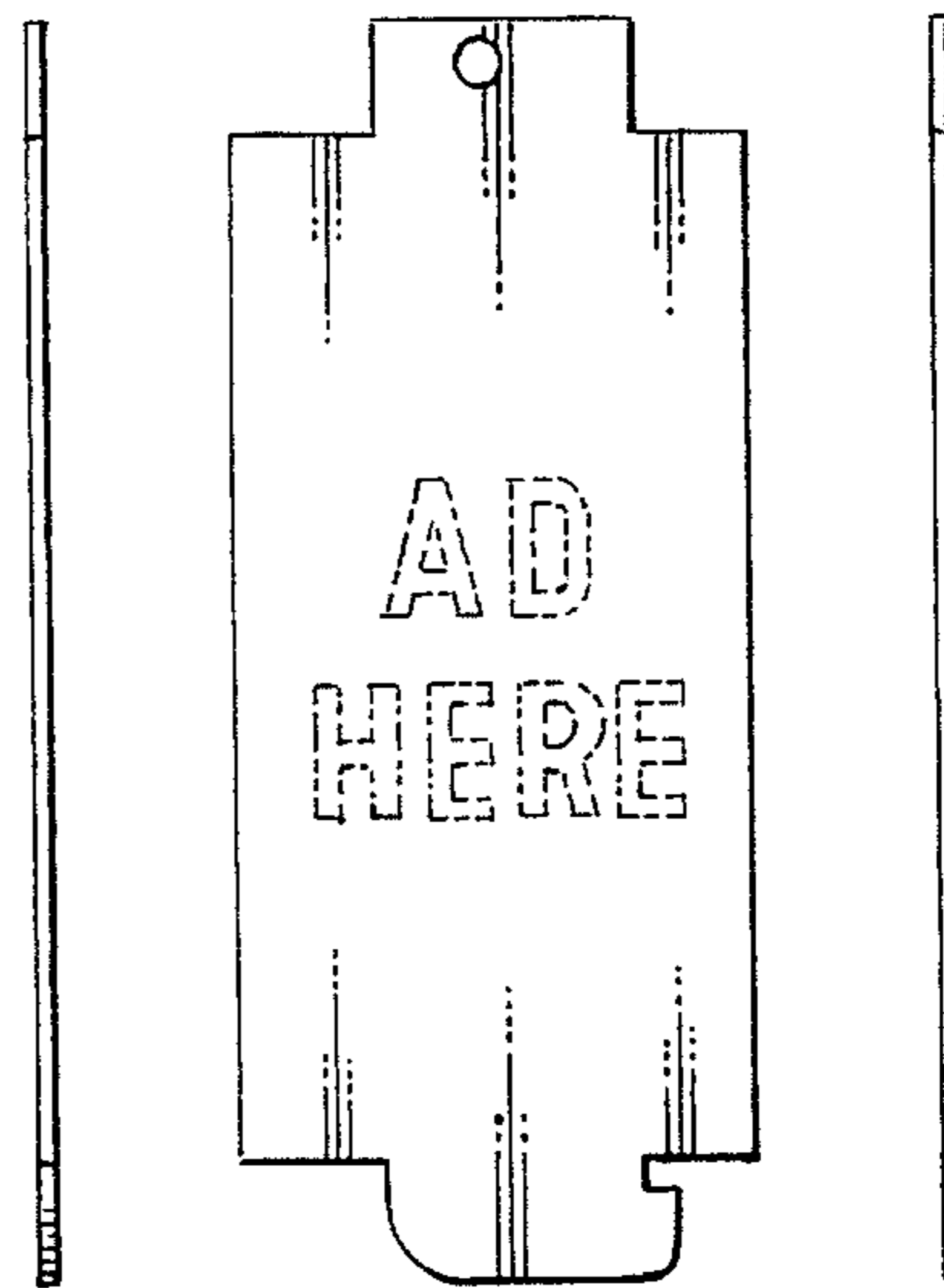


FIG. 6.

FIG. 2.

FIG. 5.




FIG. 4.