



US00D377659S

# United States Patent [19]

Cheng

[11] Patent Number: **Des. 377,659**

[45] Date of Patent: **\*\*Jan. 28, 1997**

[54] EYEGLASS FRAME FRONT

[76] Inventor: **Su M. W. Cheng**, No. 20-1, Lane 54,  
An Ho Road, Sec. 2, Tainan, Taiwan

[\*\*] Term: **14 Years**

[21] Appl. No.: **40,616**

[22] Filed: **Jun. 22, 1995**

[52] U.S. Cl. .... **D16/315**

[58] Field of Search ..... D16/101, 313-316,  
D16/318, 325-330, 334; 351/41, 44, 65,  
103, 110, 116

[56] **References Cited**

**U.S. PATENT DOCUMENTS**

D. 47,916	10/1915	Fenno .....	D16/315
D. 192,884	5/1962	Petitto .....	D16/326
D. 199,934	12/1964	Blair .....	D16/315
D. 205,093	6/1966	Gaboriault .....	D16/326
D. 206,910	2/1967	Lueddeke .....	D16/314
D. 302,168	7/1989	Huang .....	D16/314

D. 327,082	6/1992	MacWilliamson .....	D16/314
D. 356,323	3/1995	Yee .....	D16/315
2,671,379	3/1954	Eloranta .....	D16/316
3,049,974	8/1962	Miwa .....	D16/300

*Primary Examiner*—Ted Shooman  
*Assistant Examiner*—R. Barkai  
*Attorney, Agent, or Firm*—Jones, Tullar & Cooper, P.C.

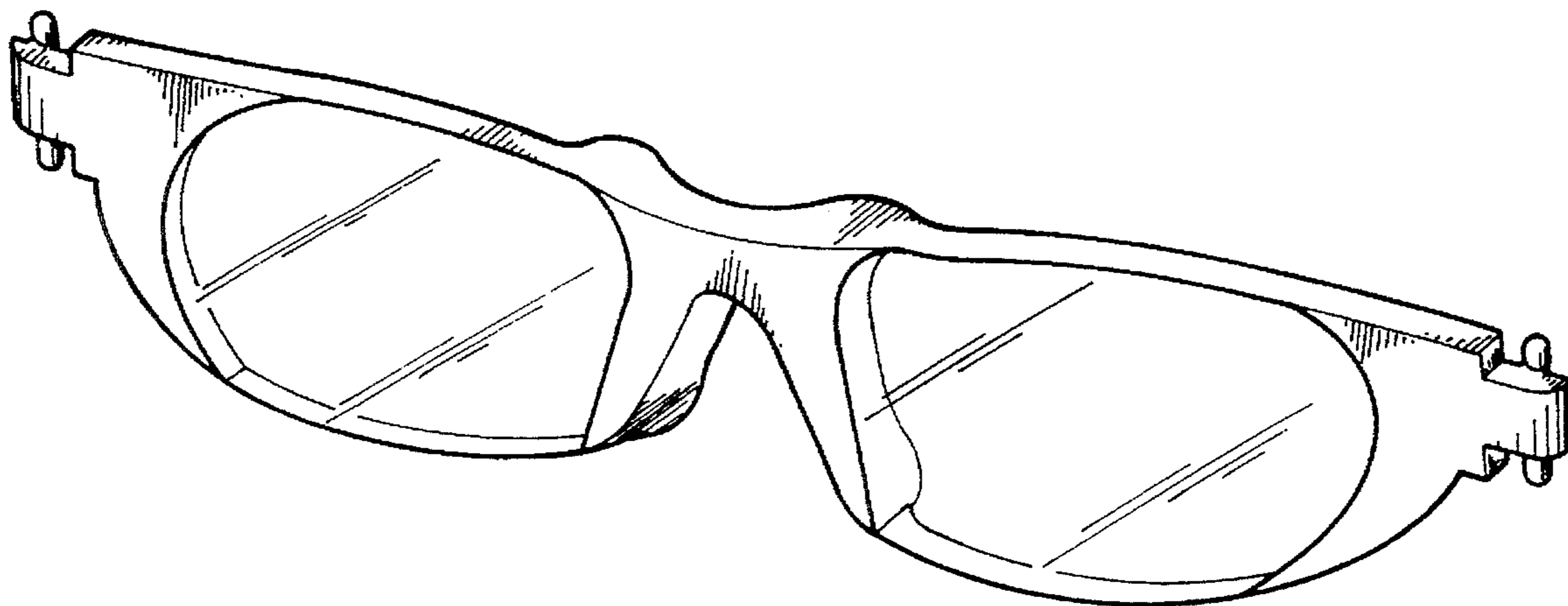
[57] **CLAIM**

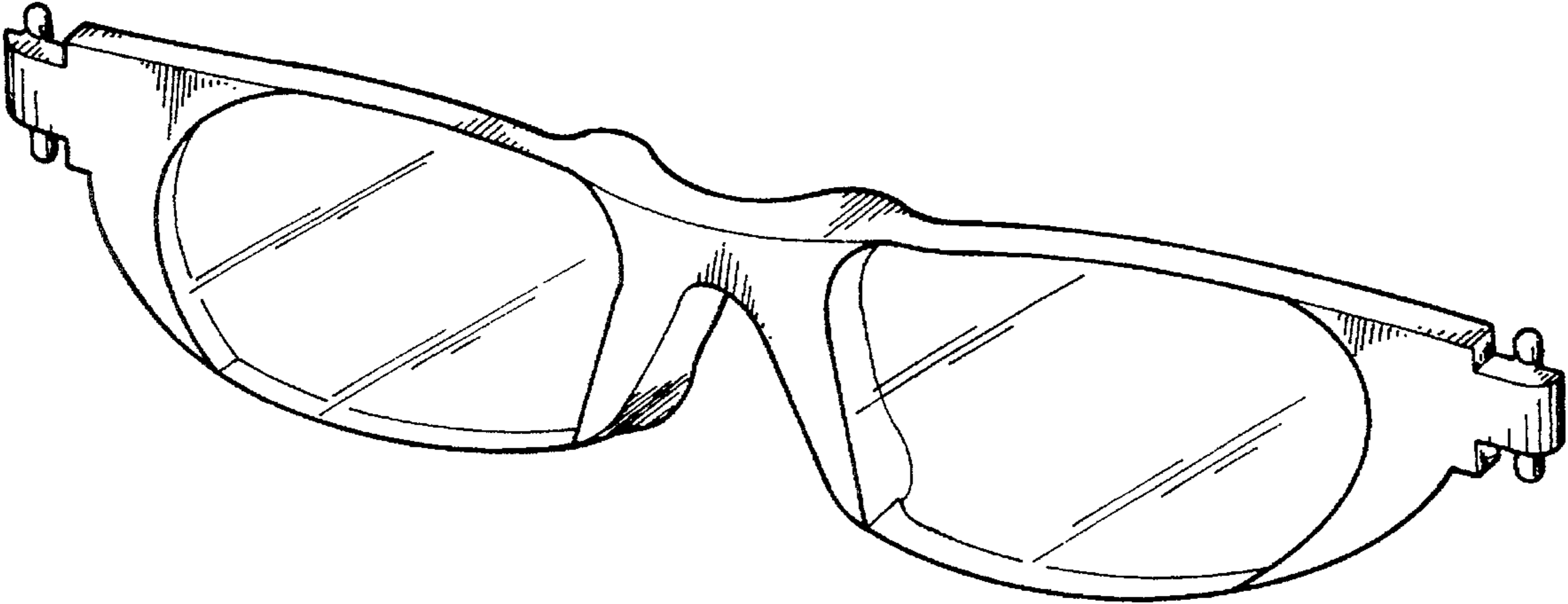
The ornamental design for an eyeglass frame front, as shown and described.

**DESCRIPTION**

FIG. 1 is a perspective view of an eyeglass frame front showing my new design;  
FIG. 2 is a front elevational view of the design;  
FIG. 3 is a rear elevational view of the design;  
FIG. 4 is a top plan view of the design;  
FIG. 5 is a bottom plan view of the design;  
FIG. 6 is a left side elevational view of the design; and,  
FIG. 7 is a right side elevational view of the design.

**1 Claim, 2 Drawing Sheets**





*FIG. 1*

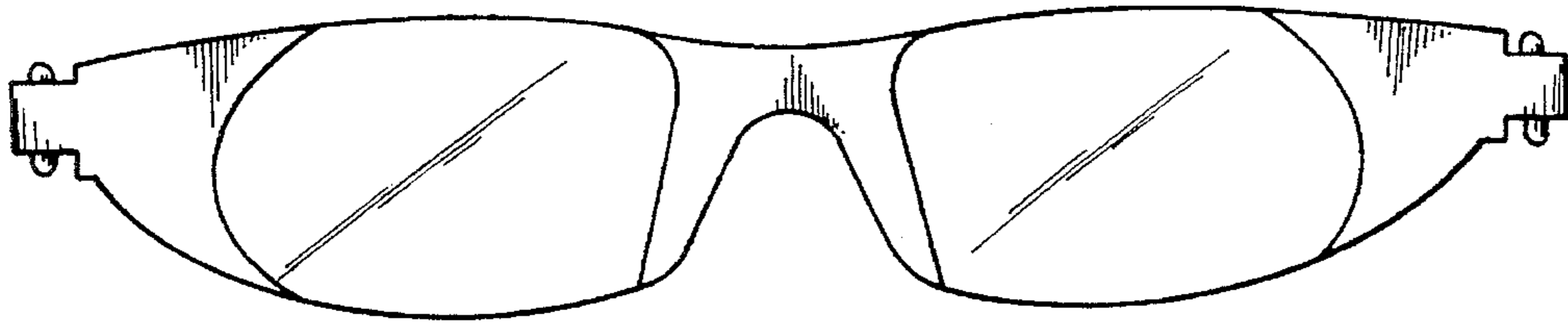


FIG. 2

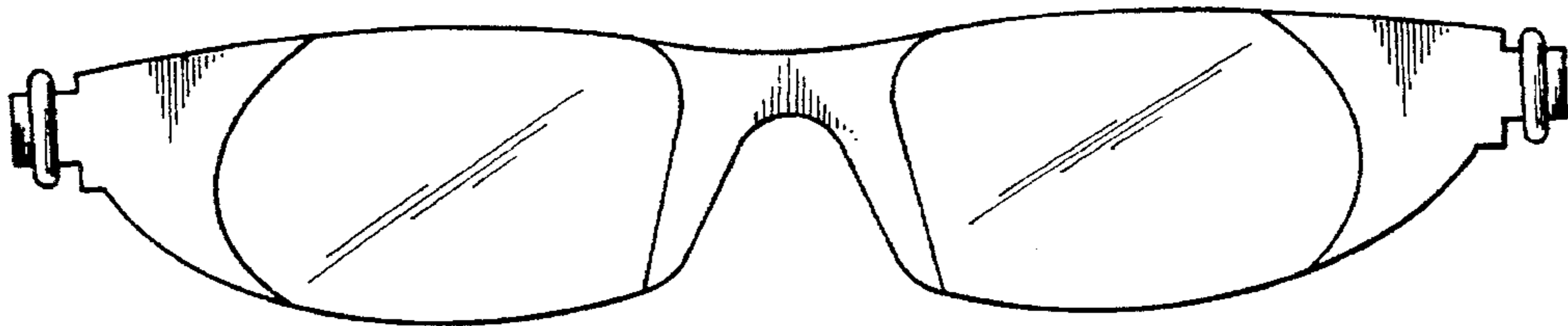


FIG. 3



FIG. 4



FIG. 5



FIG. 6



FIG. 7