



US00D377645S

# United States Patent [19]

[11] Patent Number: **Des. 377,645**

Iwamoto et al.

[45] Date of Patent: **\*\*Jan. 28, 1997**

## [54] IC CARD READER

## FOREIGN PATENT DOCUMENTS

[75] Inventors: **Masaaki Iwamoto; Hiroharu Hirata; Takako Motoi**, all of Tokyo, Japan

|             |         |           |
|-------------|---------|-----------|
| 357630      | 12/1993 | France .  |
| 357631      | 12/1993 | France .  |
| 357629      | 12/1993 | France .  |
| 357628      | 12/1993 | France .  |
| 364931      | 2/1994  | France .  |
| 364932      | 2/1994  | France .  |
| 364933      | 2/1994  | France .  |
| 364930      | 2/1994  | France .  |
| 364926      | 2/1994  | France .  |
| 364925      | 2/1994  | France .  |
| M 92 04 122 | 11/1992 | Germany . |
| M 92 04 121 | 11/1992 | Germany . |
| M 93 04 614 | 12/1993 | Germany . |
| M 94 02 537 | 10/1994 | Germany . |
| DM/014883   | 10/1989 | WIPO .    |

[73] Assignee: **Oki Electric Industry Co., Ltd.**, Tokyo, Japan

[\*\*] Term: **14 Years**

[21] Appl. No.: **47,806**

[22] Filed: **Nov. 3, 1995**

## [30] Foreign Application Priority Data

Jun. 15, 1995 [JP] Japan ..... 7-16839

[52] U.S. Cl. .... **D14/105**

[58] Field of Search ..... D14/100, 105, D14/107, 242; 235/380, 382, 382.5, 379, 493, 462, 472; 382/2, 7, 58, 59; 364/709.05, 709.06

Primary Examiner—Freda Nunn  
Attorney, Agent, or Firm—Wenderoth, Lind & Ponack

## [57] CLAIM

The ornamental design for an IC card reader, as shown and described.

## [56] References Cited


### U.S. PATENT DOCUMENTS

|            |         |                        |           |
|------------|---------|------------------------|-----------|
| D. 303,521 | 9/1989  | Savio et al. ....      | D14/100   |
| D. 304,933 | 12/1989 | Sutoh .....            | D14/105   |
| D. 312,247 | 11/1990 | Simoneaux et al. ....  | D14/105   |
| D. 319,635 | 9/1991  | Honda .....            | D14/105   |
| D. 320,388 | 10/1991 | Honda .....            | D14/105   |
| D. 323,490 | 1/1992  | Jarilla-Valiente ..... | D14/104   |
| D. 332,943 | 2/1993  | Koiwa et al. ....      | D14/105   |
| D. 339,807 | 9/1993  | Tattari et al. ....    | D14/240   |
| D. 340,036 | 10/1993 | Connors et al. ....    | D14/105   |
| D. 348,439 | 7/1994  | Luong .....            | D14/105   |
| D. 348,872 | 7/1994  | Cherry .....           | D14/105   |
| D. 363,722 | 10/1995 | Aldridge et al. ....   | D14/107 X |

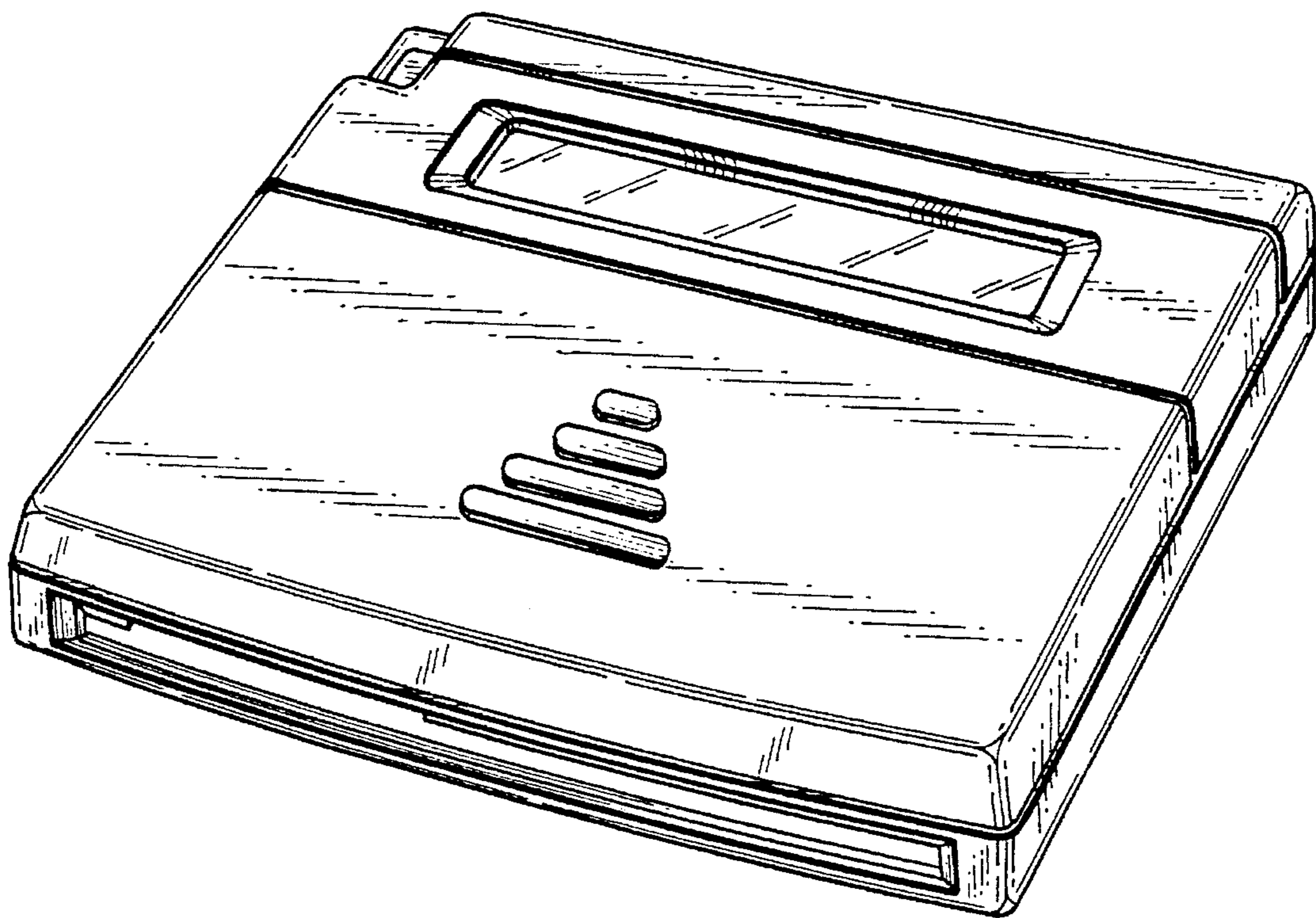
## DESCRIPTION

FIG. 1 is a top front and right side perspective view of an IC card reader showing our new design; FIG. 2 is a top plan view thereof; FIG. 3 is a bottom plan view thereof; FIG. 4 is a left side elevational view thereof; FIG. 5 is a right side elevational view thereof; FIG. 6 is a top end elevational view thereof; and, FIG. 7 is a bottom end elevational view thereof.

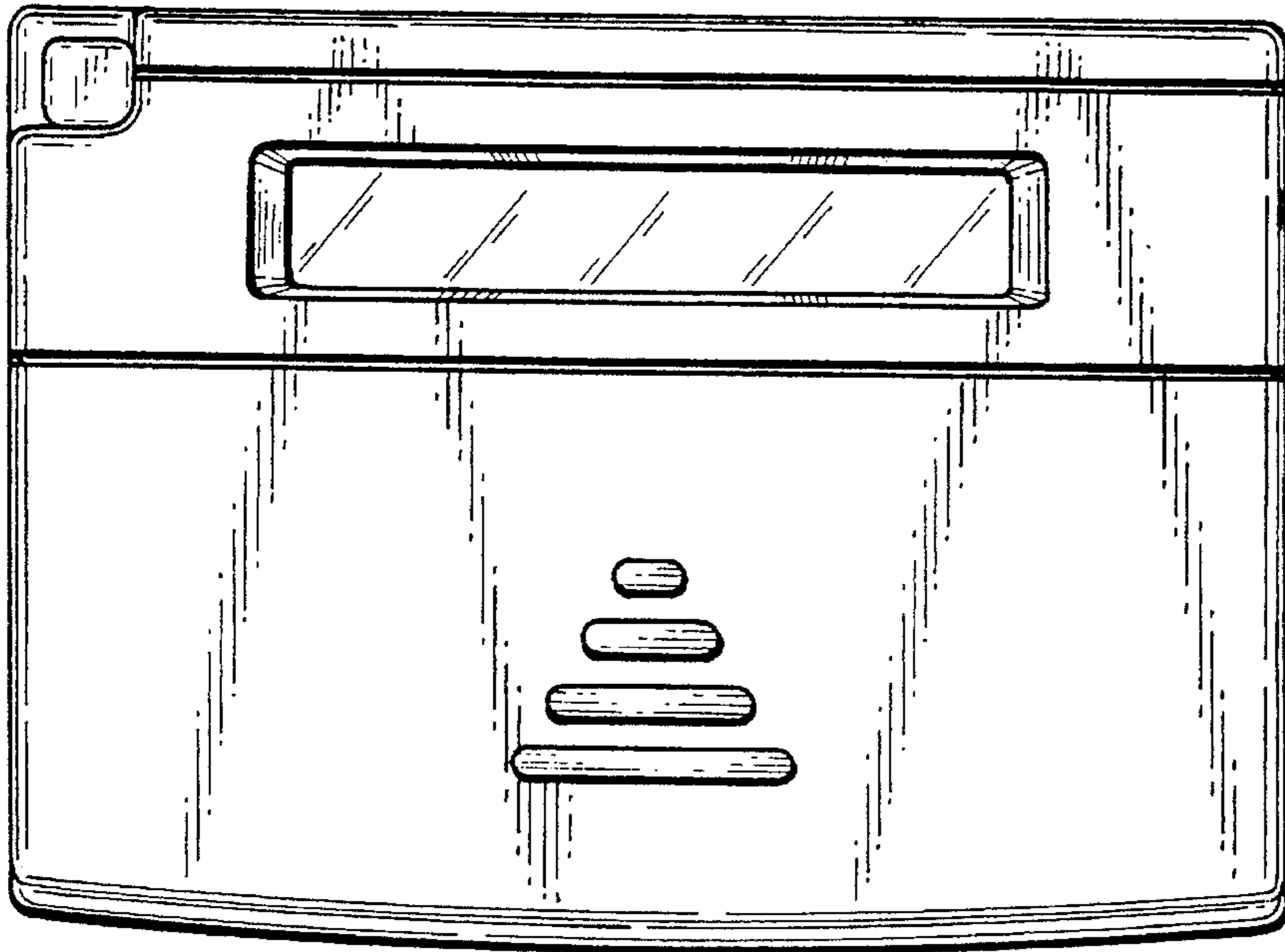
**1 Claim, 3 Drawing Sheets**



*Fig. 1*



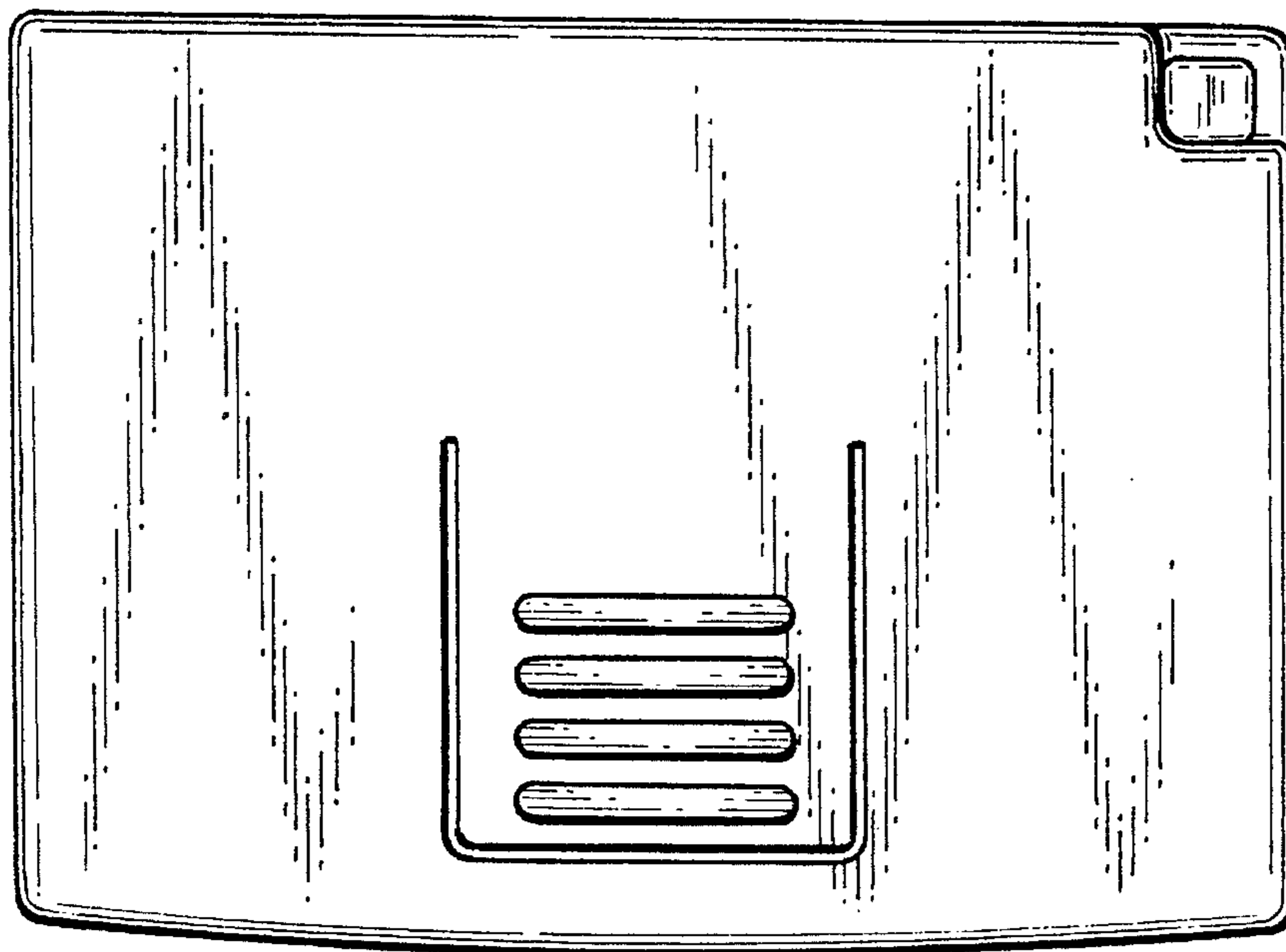
*Fig. 2*



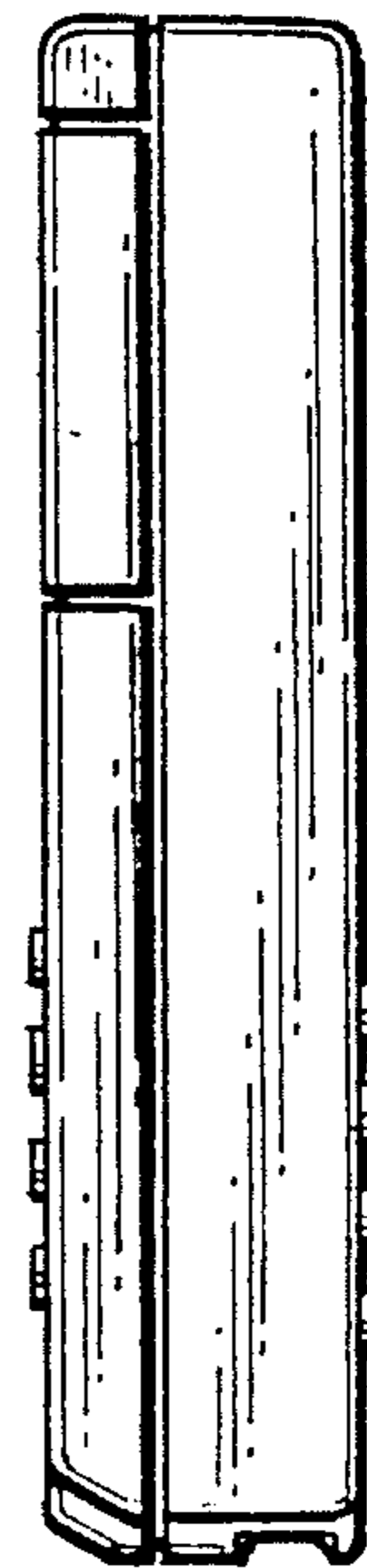
*Fig. 4*




*Fig. 3*



*Fig. 5*



*Fig. 6*



*Fig. 7*

