



US00D377639S

# United States Patent [19]

[11] **Patent Number: Des. 377,639**

**Kheyfets**

[45] **Date of Patent: \*\*Jan. 28, 1997**

[54] **LICENSE PLATE FRAME**

[75] Inventor: **Linda Kheyfets, Miami Beach, Fla.**

[73] Assignee: **Rally Accessories, Inc., Miami, Fla.**

[\*\*] Term: **14 Years**

[21] Appl. No.: **50,910**

[22] Filed: **Feb. 29, 1996**

[52] U.S. Cl. .... **D12/193**

[58] Field of Search ..... D12/193; D6/300,  
D6/303, 310, 311, 313; D11/99, 133; D20/35;  
40/200, 209, 210

[56] **References Cited**

**U.S. PATENT DOCUMENTS**

- D. 358,359 5/1995 Shusterman ..... D12/193
- D. 359,262 6/1995 Shusterman ..... D12/193

*Primary Examiner*—Freda Nunn  
*Attorney, Agent, or Firm*—Longacre & White

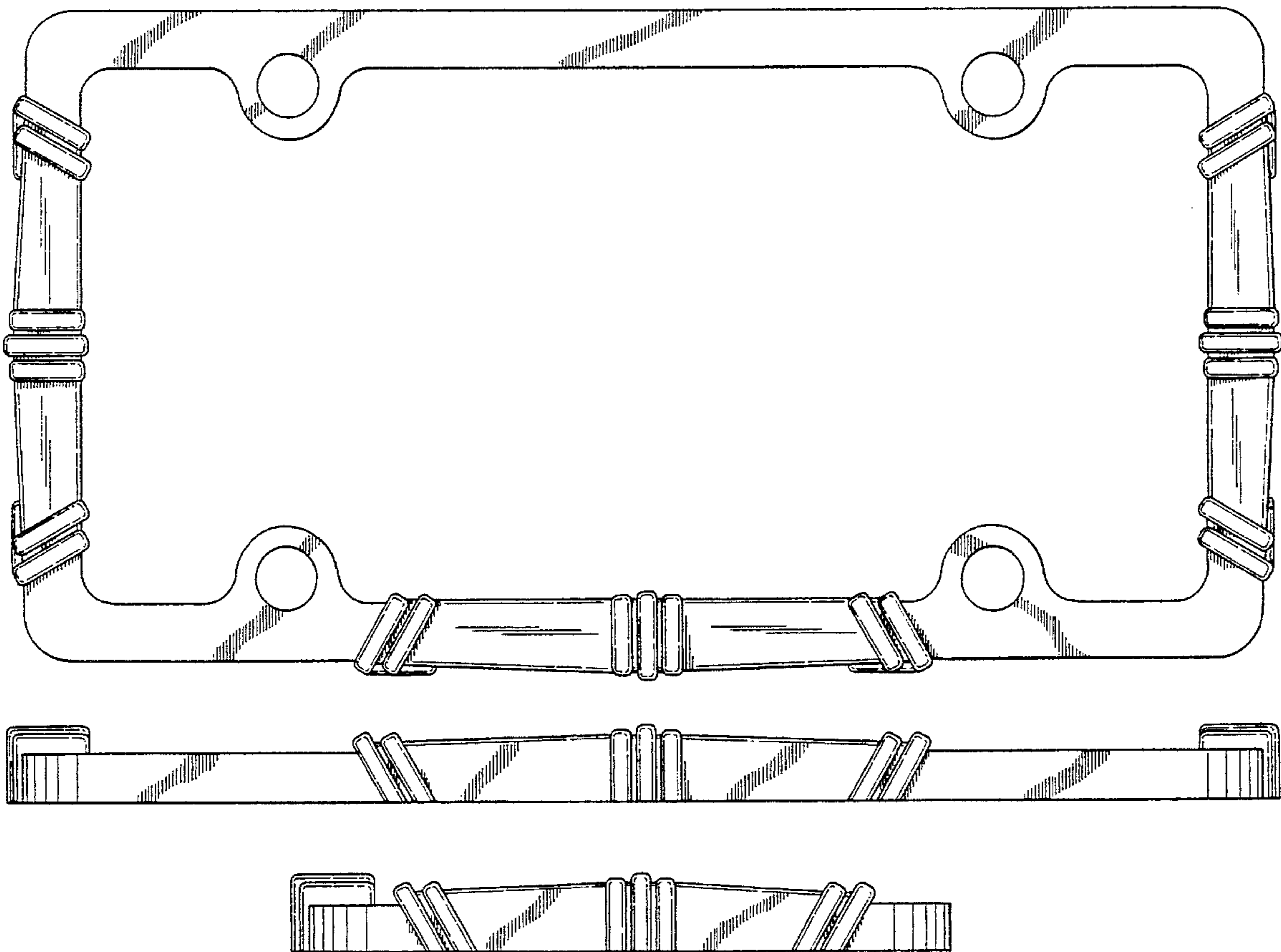
[57] **CLAIM**

The ornamental design for a license plate frame, as shown.

**DESCRIPTION**

FIG. 1 is a front view of a license plate frame according to the present invention;  
 FIG. 2 is a bottom view of a license plate frame according to the present invention;  
 FIG. 3 is a top view of a license plate frame according to the present invention;  
 FIG. 4 is a left side view of a license plate frame according to the present invention;  
 FIG. 5 is a right side view of a license plate frame according to the present invention; and,  
 FIG. 6 is a rear view of a license plate frame according to the present invention.

**1 Claim, 2 Drawing Sheets**






FIG. 1




FIG. 2

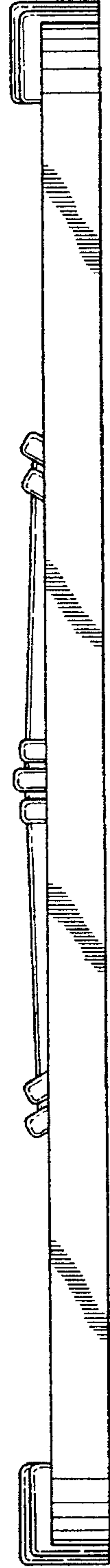


FIG. 3




FIG. 5

FIG. 4




FIG. 6