



US00D377637S

# United States Patent [19]

Berry, Jr.

[11] Patent Number: **Des. 377,637**

[45] Date of Patent: **\*\*Jan. 28, 1997**

[54] **VEHICLE LICENSE PLATE HANGER**

[76] Inventor: **George W. Berry, Jr.**, 305 W. Pine St., West, Tex. 76691-1432

[\*\*] Term: **14 Years**

[21] Appl. No.: **31,903**

[22] Filed: **Nov. 30, 1994**

[52] **U.S. Cl.** ..... **D12/193**

[58] **Field of Search** ..... D12/193; D6/300, D6/304, 310, 311, 315; D19/99; D20/22, 28, 40, 41, 42; 40/152.1, 200, 209, 591; D8/349, 354, 373

[56] **References Cited**

**U.S. PATENT DOCUMENTS**

D. 132,286	5/1942	Soukup et al. ....	D6/315
D. 159,747	8/1950	Morris .....	D12/193
D. 284,587	7/1986	Nally .....	D20/40 X
D. 304,533	11/1989	Campbell .....	D6/310 X
D. 317,944	7/1991	George .....	D20/42
1,083,728	4/1914	Clement .	
1,125,089	11/1915	Godley .	
1,431,639	8/1922	Ellithorpe .	
1,540,735	6/1925	Kroff .....	40/200
1,706,761	3/1929	Wichmann .....	40/200
1,816,289	7/1931	Kleinsmith .....	40/200
1,834,690	12/1931	Dolan et al. ....	40/200
1,887,087	11/1932	Frizner .....	40/209
2,110,515	3/1938	Weaver .....	40/200

2,591,196	5/1952	Post .	
3,186,665	6/1965	Cole et al. ....	40/209 X
5,423,505	6/1995	David .....	D6/315 X

**FOREIGN PATENT DOCUMENTS**

174551	9/1952	Austria .....	40/209
486466	9/1952	Canada .....	40/209
169404	9/1921	United Kingdom .....	40/200

**OTHER PUBLICATIONS**

"Jacobs Gardner Catalog", 1990, p. 841, Round Index Tabs, lower right corner of A section.

*Primary Examiner*—James M. Gandy  
*Assistant Examiner*—Cathron B. Matta  
*Attorney, Agent, or Firm*—Diller, Ramik & Wight, PC

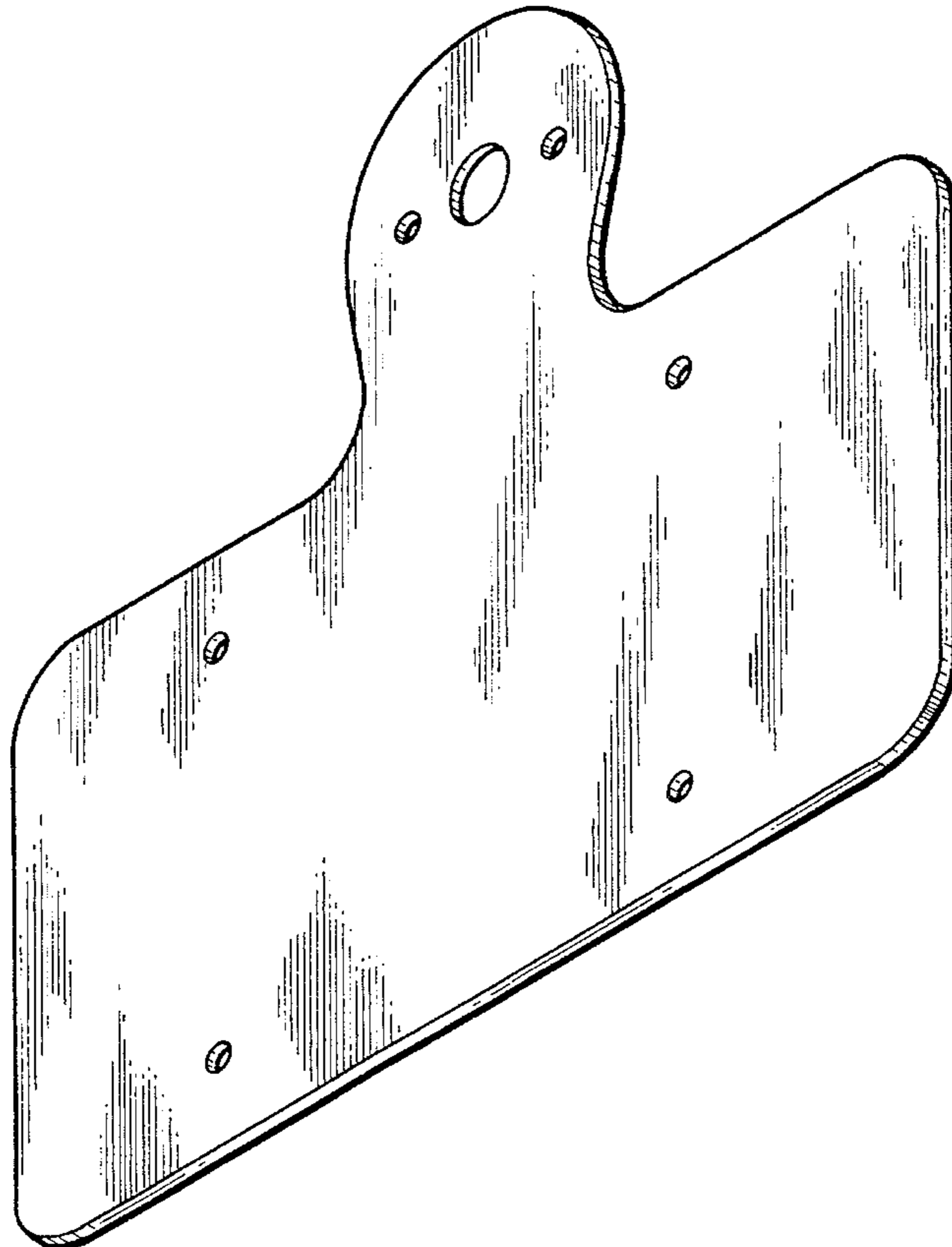
[57] **CLAIM**

The ornamental design for a vehicle license plate hanger, as shown and described.

**DESCRIPTION**

FIG. 1 is a perspective view of a vehicle license plate hanger showing my new design;  
FIG. 2 is a front elevational view thereof with the rear being identical thereto;  
FIG. 3 is a top plan view thereof;  
FIG. 4 is a bottom plan view thereof; and,  
FIG. 5 is a right-side elevational view thereof with the left side elevation being identical thereto.

**1 Claim, 1 Drawing Sheet**



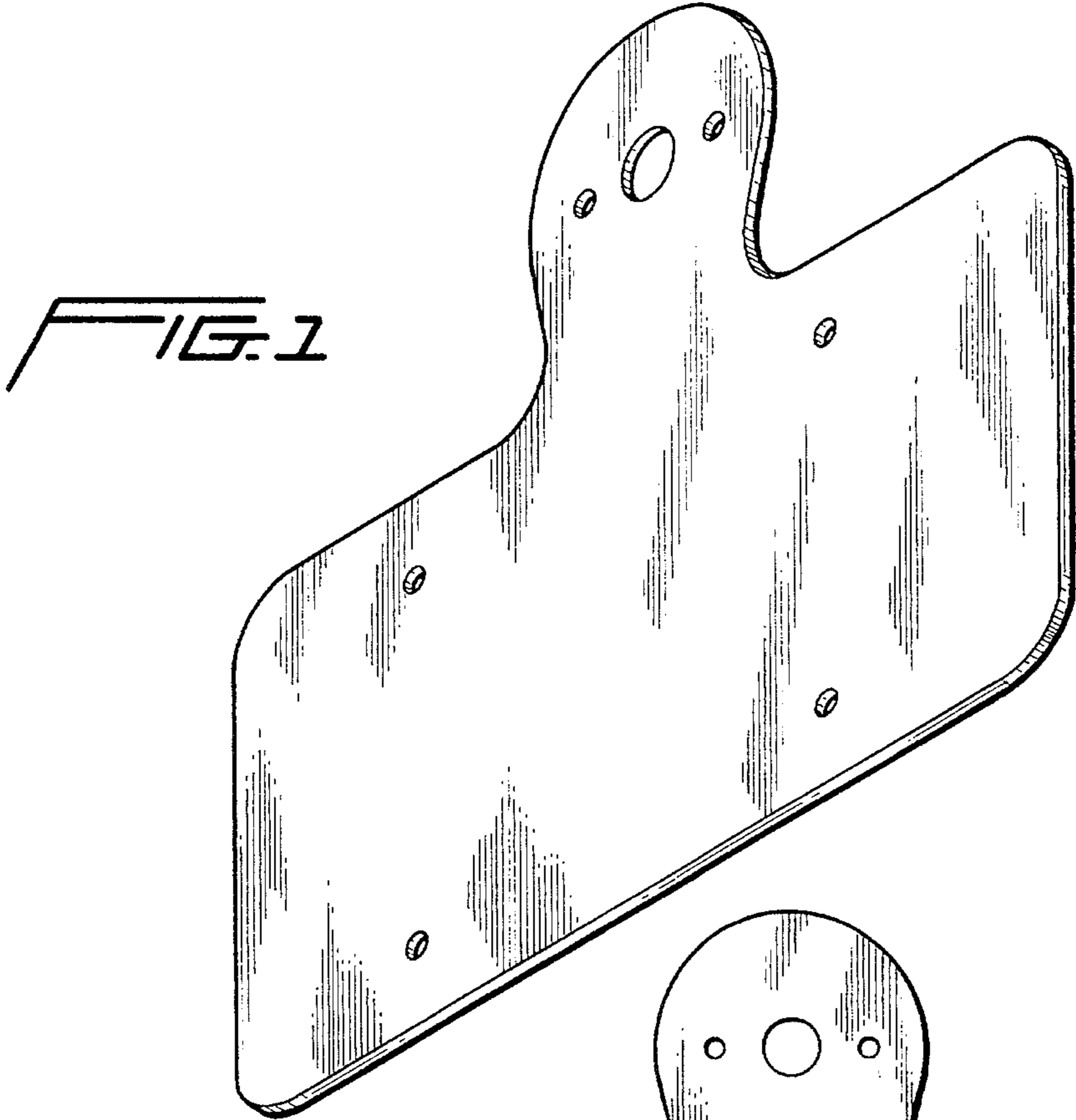


FIG. 1

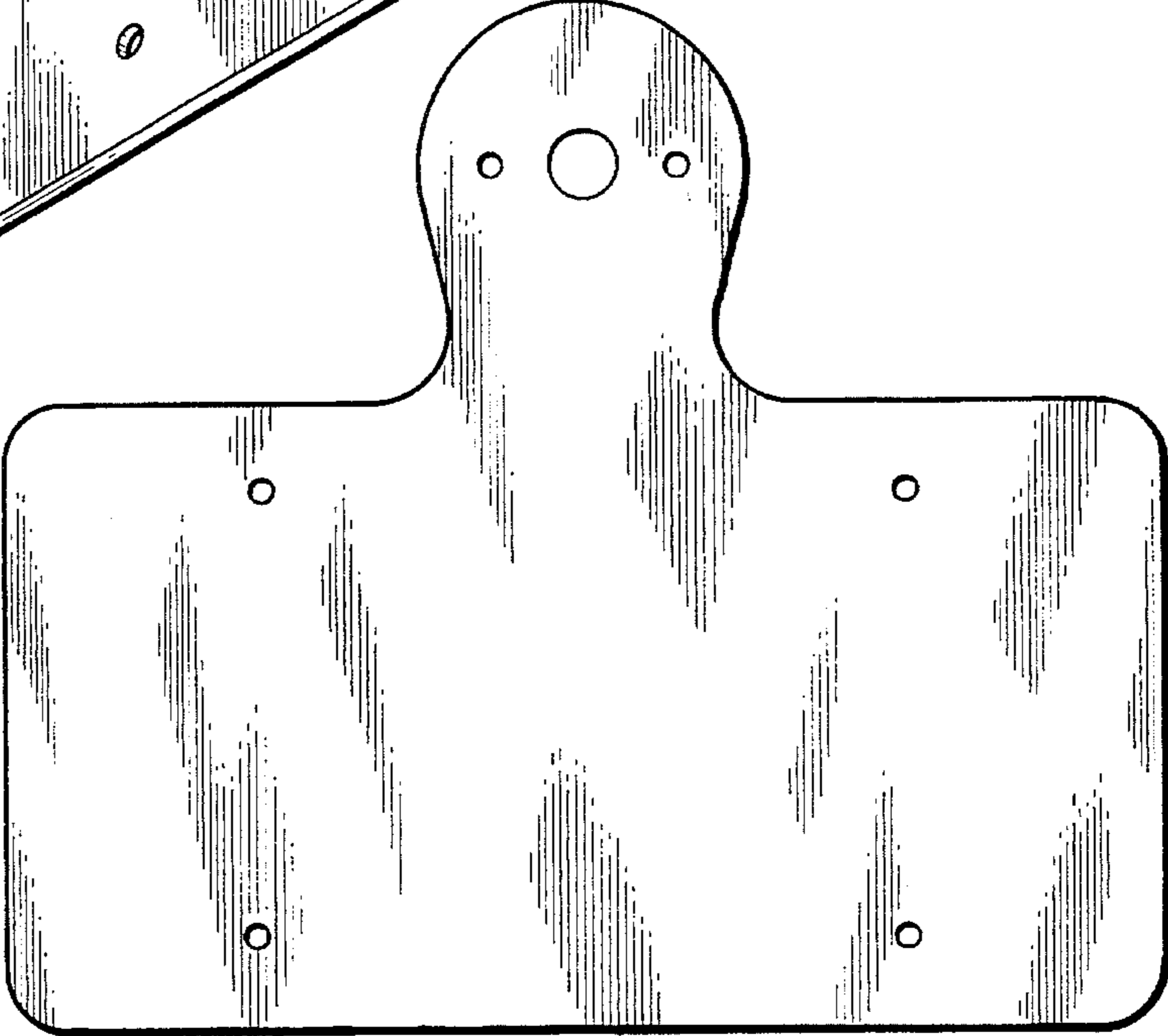


FIG. 2




FIG. 3



FIG. 4



FIG. 5