



US00D377635S

United States Patent [19]
Numata

[11] **Patent Number: Des. 377,635**

[45] **Date of Patent: **Jan. 28, 1997**

[54] **AUTOMOBILE TIRE**

[75] Inventor: **Kazuki Numata**, Akashi, Japan

[73] Assignee: **Sumitomo Rubber Industries Ltd.**,
Kobe, Japan

[**] Term: **14 Years**

[21] Appl. No.: **38,606**

[22] Filed: **May 9, 1995**

[30] **Foreign Application Priority Data**

Nov. 10, 1994 [JP] Japan 6-34590

[52] **U.S. Cl.** **D12/147**; D12/141

[58] **Field of Search** D12/141, 145-148;
152/209 R, 209 D

[56] **References Cited**

U.S. PATENT DOCUMENTS

D. 304,199 6/1988 Tansei et al. D12/145
D. 304,558 11/1989 Fukumoto D12/146

OTHER PUBLICATIONS

Star Ultra VR, *1994 Tread Design Guide*, p. 59, second row,
fourth from left.

Hankook Tire advertisement, *Modern Tire Dealer Maga-*
zine, Jan. 1994, p. 37.

Centennial Interceptor Touring tire advertisement, *Tire Review Magazine*, Nov. 1994, p. 52, bottom illustration.

“Michelin XT-1 TL-S-SB-RP-HR”, Yokohama RY112A TL-S-SB-RP-HR, 1994 Tread Design Guide, a Bennet Garfield Publication, pp. 145, 160.

Primary Examiner—James M. Gandy

Assistant Examiner—Robert M. Spear

Attorney, Agent, or Firm—Cushman Darby & Cushman IP Group of Pillsbury Madison & Sutro LLP

[57] **CLAIM**

The ornamental design for an automobile tire, as shown and described.

DESCRIPTION

FIG. 1 is a front perspective view of an automobile tire showing my new design, it being understood that the tread design is repeated uniformly throughout the circumference of the tire;

FIG. 2 is a front elevational view thereof;

FIG. 3 is a top plan view thereof;

FIG. 4 is a left side elevational view thereof;

FIG. 5 is a right side elevational view thereof; and,

FIG. 6 is an enlarged fragmentary front elevational view thereof.

1 Claim, 2 Drawing Sheets

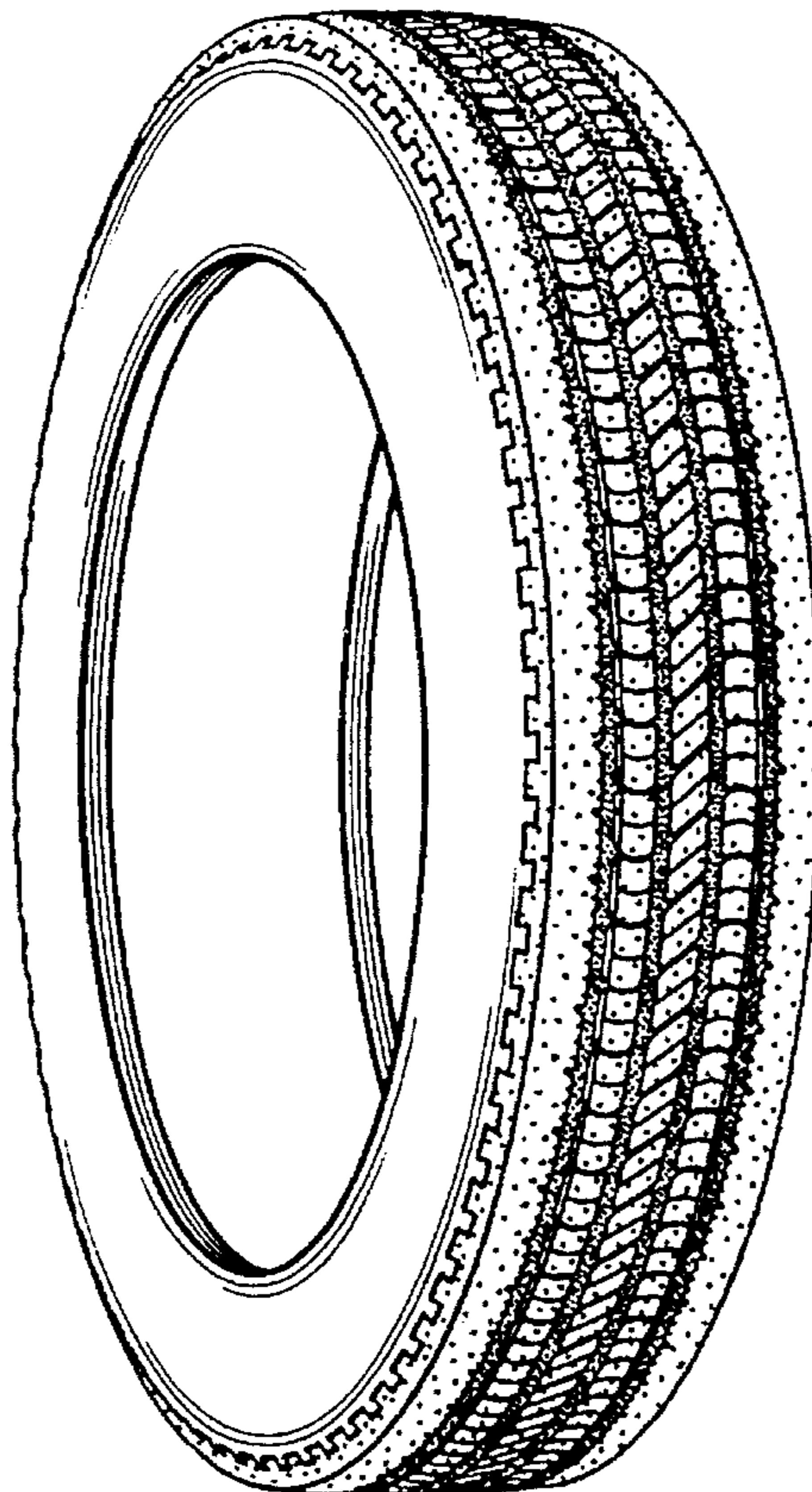


FIG. 1

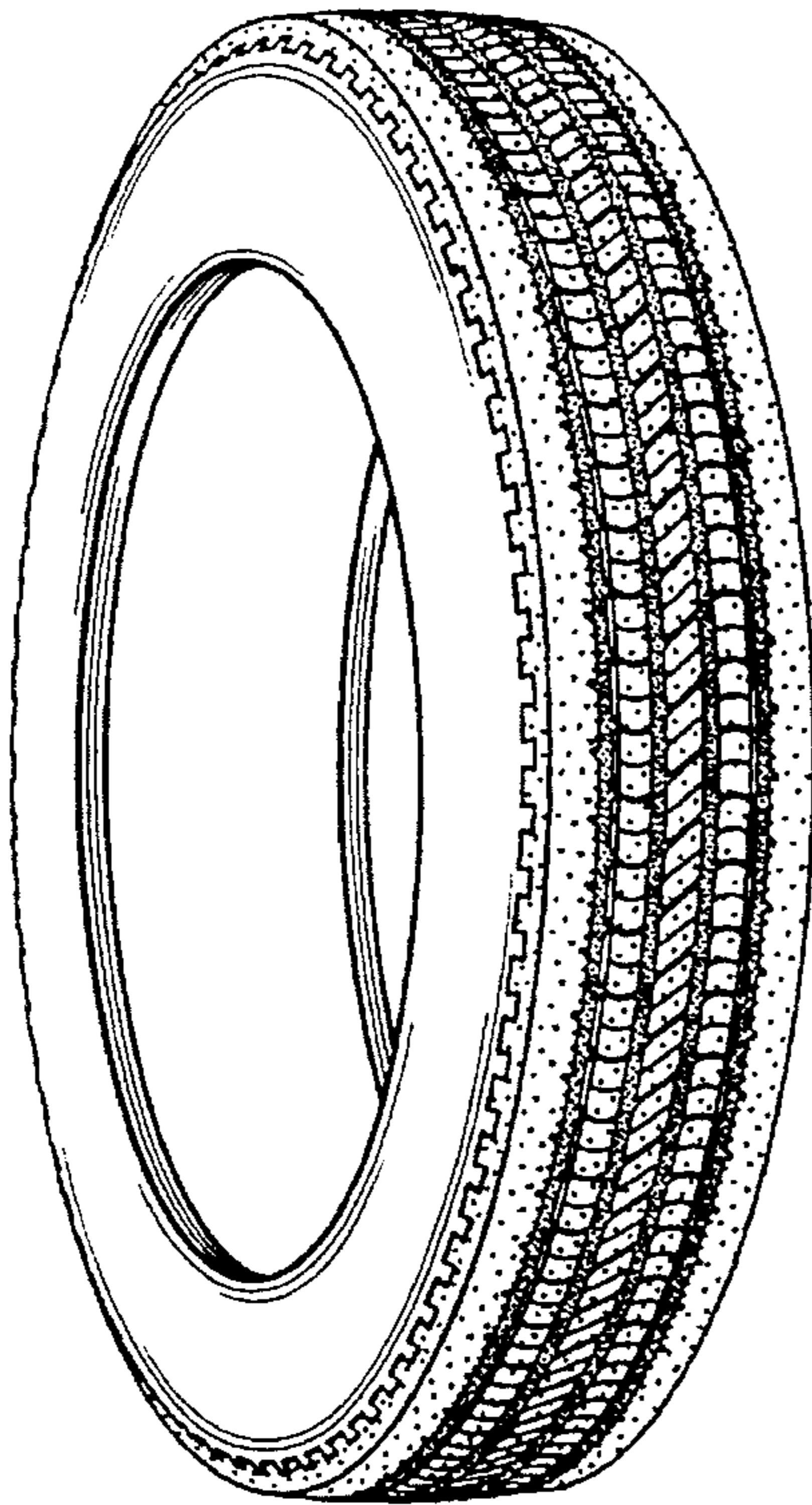


FIG. 2

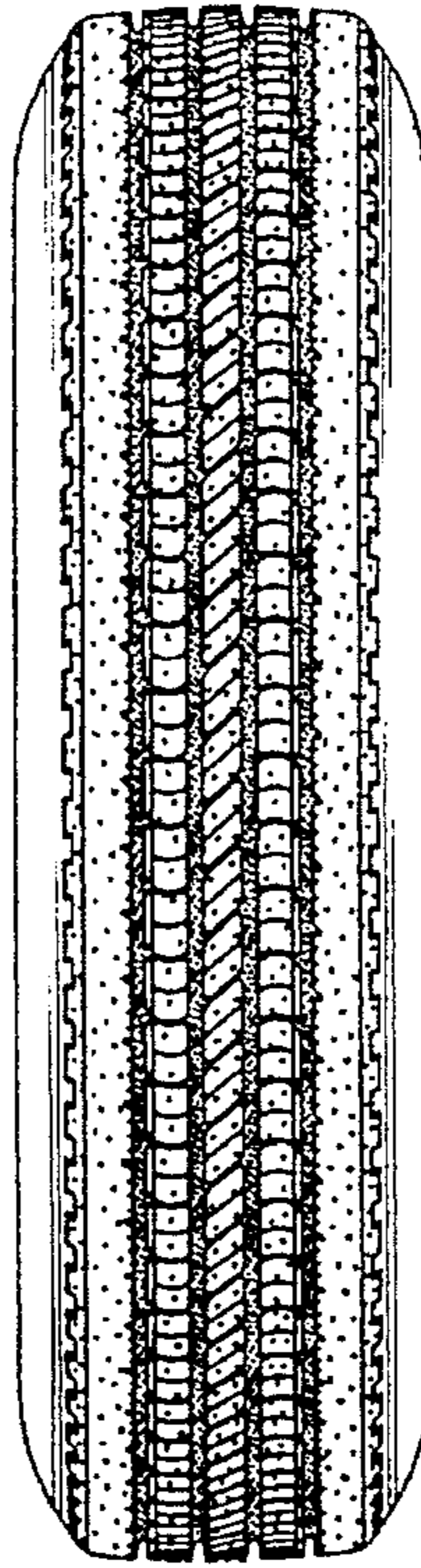


FIG. 3

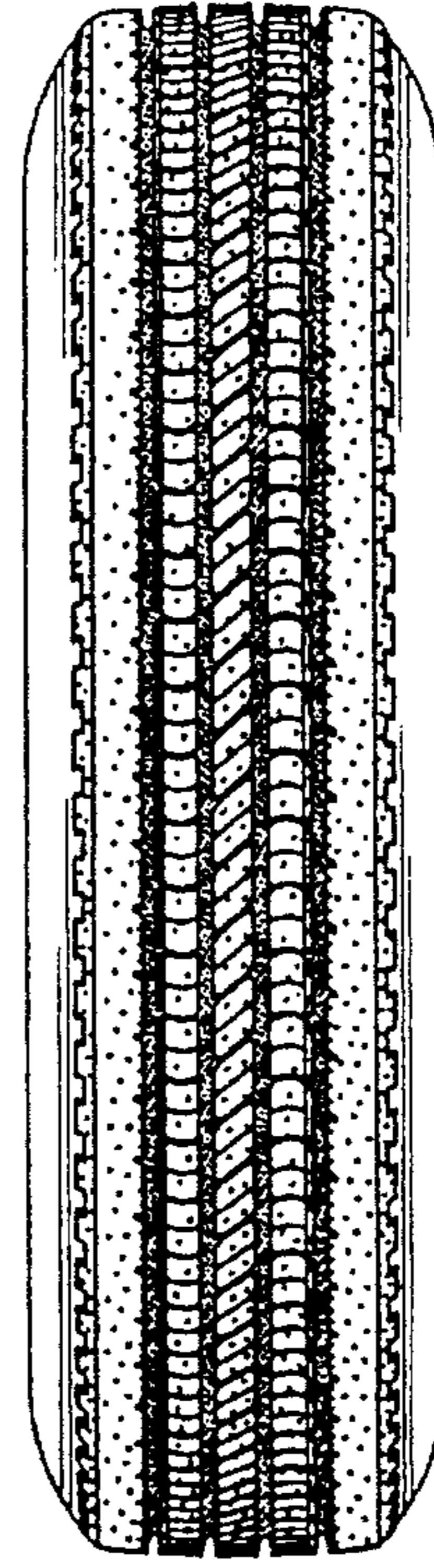


FIG. 4




FIG. 5




FIG. 6

