



US00D377630S

**United States Patent** [19]  
**Winandy**

[11] **Patent Number:** **Des. 377,630**  
[45] **Date of Patent:** **\*\*Jan. 28, 1997**

[54] **PENDANT**

[76] **Inventor:** **Carol M. Winandy**, 1295 Des Plaines Ave., Des Plaines, Ill. 60018

[\*\*] **Term:** **14 Years**

[21] **Appl. No.:** **36,835**

[22] **Filed:** **Mar. 28, 1995**

[52] **U.S. Cl.** ..... **D11/81**

[58] **Field of Search** ..... D11/1-5, 26-39,  
D11/40-48, 65-78, 79, 81, 85, 86, 95-98;  
63/1.1, 2; D3/18, 28

[56] **References Cited**

**U.S. PATENT DOCUMENTS**

56,965	1/1921	Frank et al.	.....	D11/97
D. 172,067	4/1954	Toelke	.....	D3/18
D. 267,789	2/1983	Winandy	.....	D11/81
D. 362,539	9/1995	Vigil	.....	D3/28

*Primary Examiner*—Ralf Seifert

[57] **CLAIM**

The ornamental features of the pendant, as shown and described in the drawing.

**DESCRIPTION**

FIG. 1 is a perspective view of a pendant showing my new design. The partial broken line showing the fingers of a hand is illustrative of application only;

FIG. 2 is a perspective view of the pendant including a neck chain;

FIG. 3 is a perspective view of the pendant having its ruler bangle removed; and,

FIG. 4 is a perspective view of the pendant having its three hook bangles removed.

The rear view of the pendant is substantially identical to the front views shown in FIGS. 1-4 and shall form no part of the claimed design.

**1 Claim, 1 Drawing Sheet**

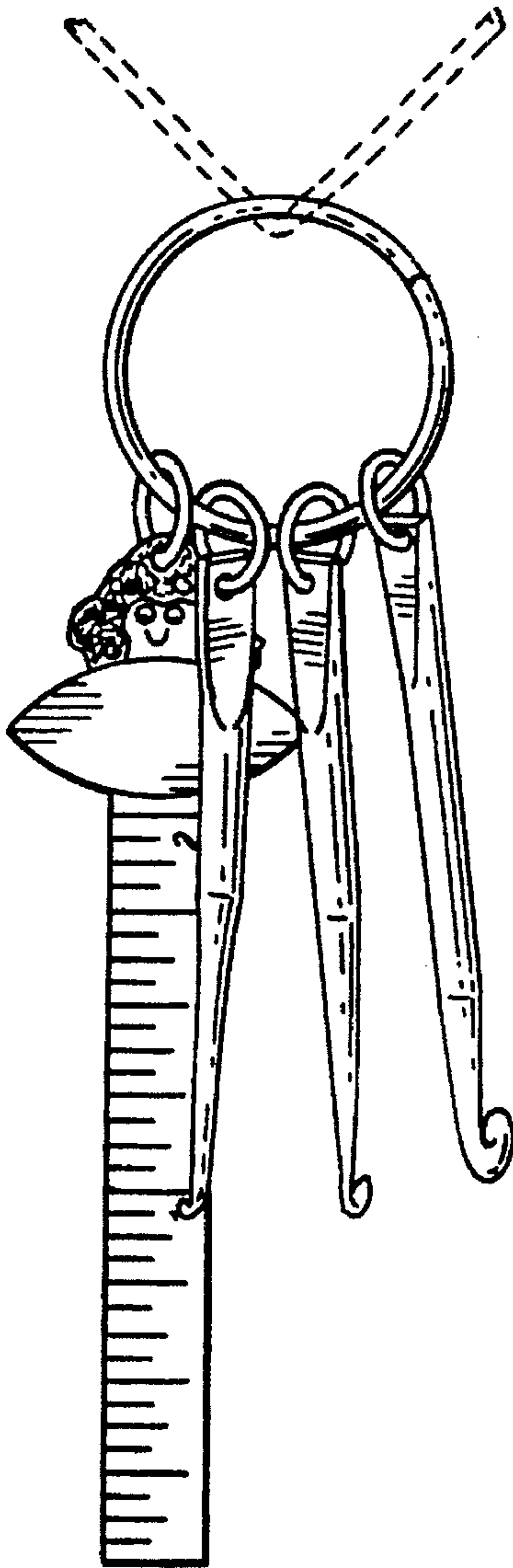


Fig. 1.

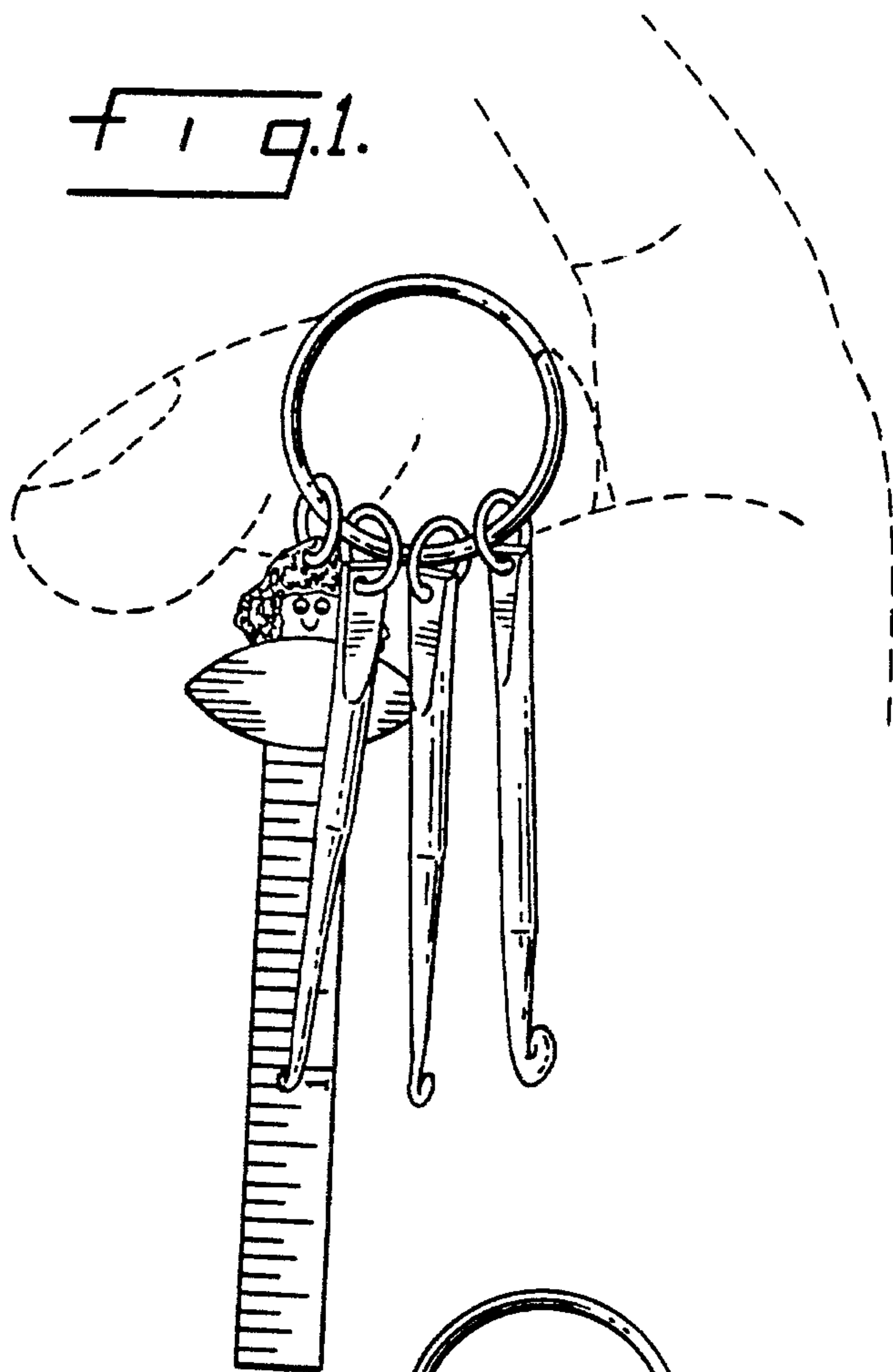


Fig. 3.




Fig. 4.

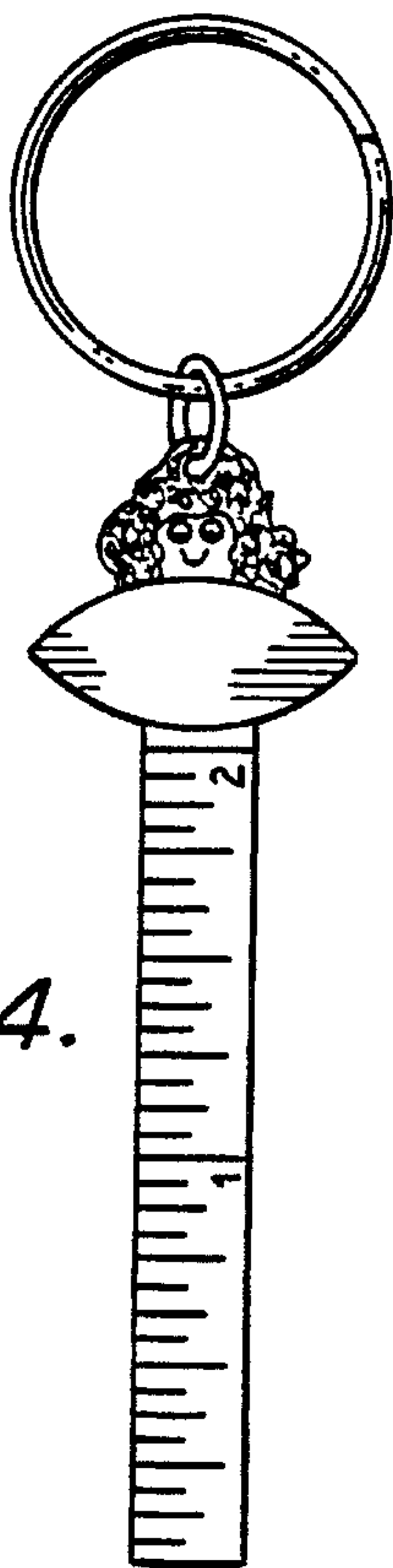


Fig. 2.

