



US00D377627S

United States Patent [19]

[11] Patent Number: **Des. 377,627**

Svast

[45] Date of Patent: ****Jan. 28, 1997**

[54] **CLOCK FACE**

[76] Inventor: **Geno Svast**, 2113 S. Gunderson,
Berwyn, Ill. 60402

[**] Term: **14 Years**

[21] Appl. No.: **45,494**

[22] Filed: **Oct. 23, 1995**

2,867,274	1/1959	Taylor .
3,003,305	10/1961	Goldman .
3,258,906	7/1966	Demby .
3,982,239	9/1976	Sherr .
4,041,692	8/1977	Marshino .
4,362,393	12/1982	Kumata .
4,548,510	10/1985	Levine .
4,712,923	12/1987	Martin .
4,726,000	2/1988	Weiss .
4,742,501	5/1988	Coster .
4,868,800	9/1989	Arber .
4,920,524	4/1990	Kotob .
5,199,009	3/1993	Svast .

Related U.S. Application Data

[62] Division of Ser. No. 20,677, Mar. 30, 1994, Pat. No. Des. 366,852.

[52] **U.S. Cl.** **D10/126**

[58] **Field of Search** D10/1-40, 122-132;
368/280-282, 276-277, 28-30, 285, 239-242,
82-84, 41-44

FOREIGN PATENT DOCUMENTS

56-31686 3/1981 Japan .

OTHER PUBLICATIONS

Erfolge für Pulsar im ersten Geschäftsjahr (U.Z.) March, 1982, p. 127—Watch At top-right—Copy in Box D10/watches.

W. Bell Catalog 1987, p. 96 Watch Dial #3 at upper-left—copy in Box D10/watches.

European Jeweler (G.Z.) June, 1984, p. 36—Watches at center-right—copy Box D10/watches.

Primary Examiner—Nelson C. Holtje

Attorney, Agent, or Firm—Brinks Hofer Gilson & Lione

[56] References Cited

U.S. PATENT DOCUMENTS

D. 152,199	12/1948	Jenkins .
D. 203,760	2/1966	Morris .
D. 237,706	11/1975	Burgess et al. .
D. 238,660	2/1976	Rueffi .
D. 240,026	5/1976	Szalek .
D. 244,262	5/1977	Nakamura .
D. 249,025	8/1978	Nakamura .
D. 309,572	7/1990	Suzuki .
D. 318,237	7/1991	Hysek .
D. 345,935	4/1994	Kaneko .
D. 352,466	11/1994	Ventrella .
D. 362,643	9/1995	Svast .
D. 366,851	2/1996	Svast .
D. 366,852	2/1996	Svast .
D. 367,240	2/1996	Svast .
D. 367,624	3/1996	Svast .
1,379,342	5/1921	Howell .
1,757,631	5/1930	Hamlin .
1,954,212	4/1934	Lawler et al. .
2,169,208	8/1935	Adams .
2,495,222	1/1950	Blerig .
2,502,985	4/1950	Paulson .
2,616,941	11/1952	Lasko .
2,787,709	4/1957	Janssen .

[57] CLAIM

The ornamental design for a clock face, as shown and described.

DESCRIPTION

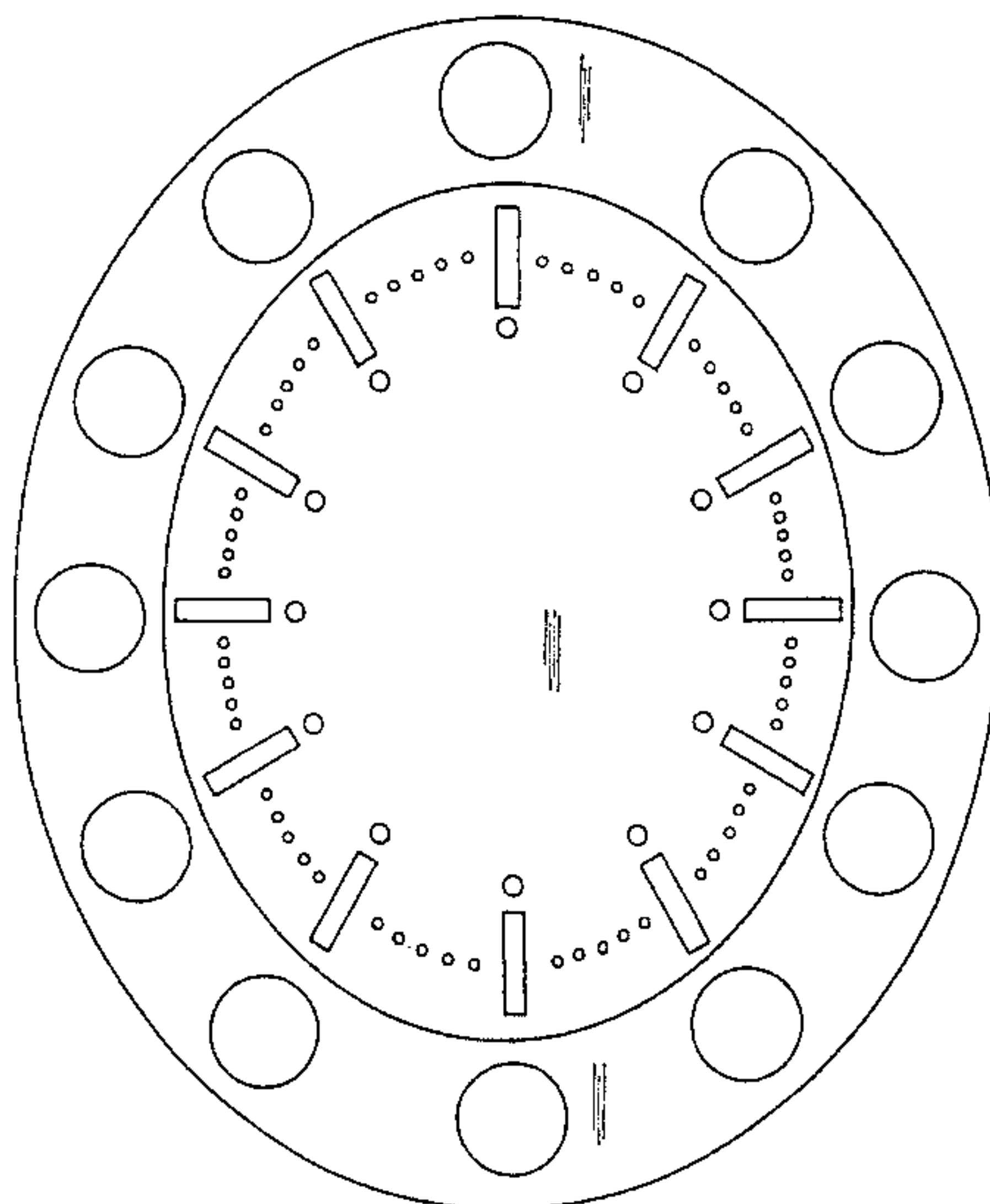
FIG. 1 is a front elevational view of a clock face showing my new design;

FIG. 2 is a front elevational view showing a modified form of my new design;

FIG. 3 is a front elevational view showing another modified form of my new design; and,

FIG. 4 is a front elevational view showing still another modified form of my new design.

1 Claim, 4 Drawing Sheets



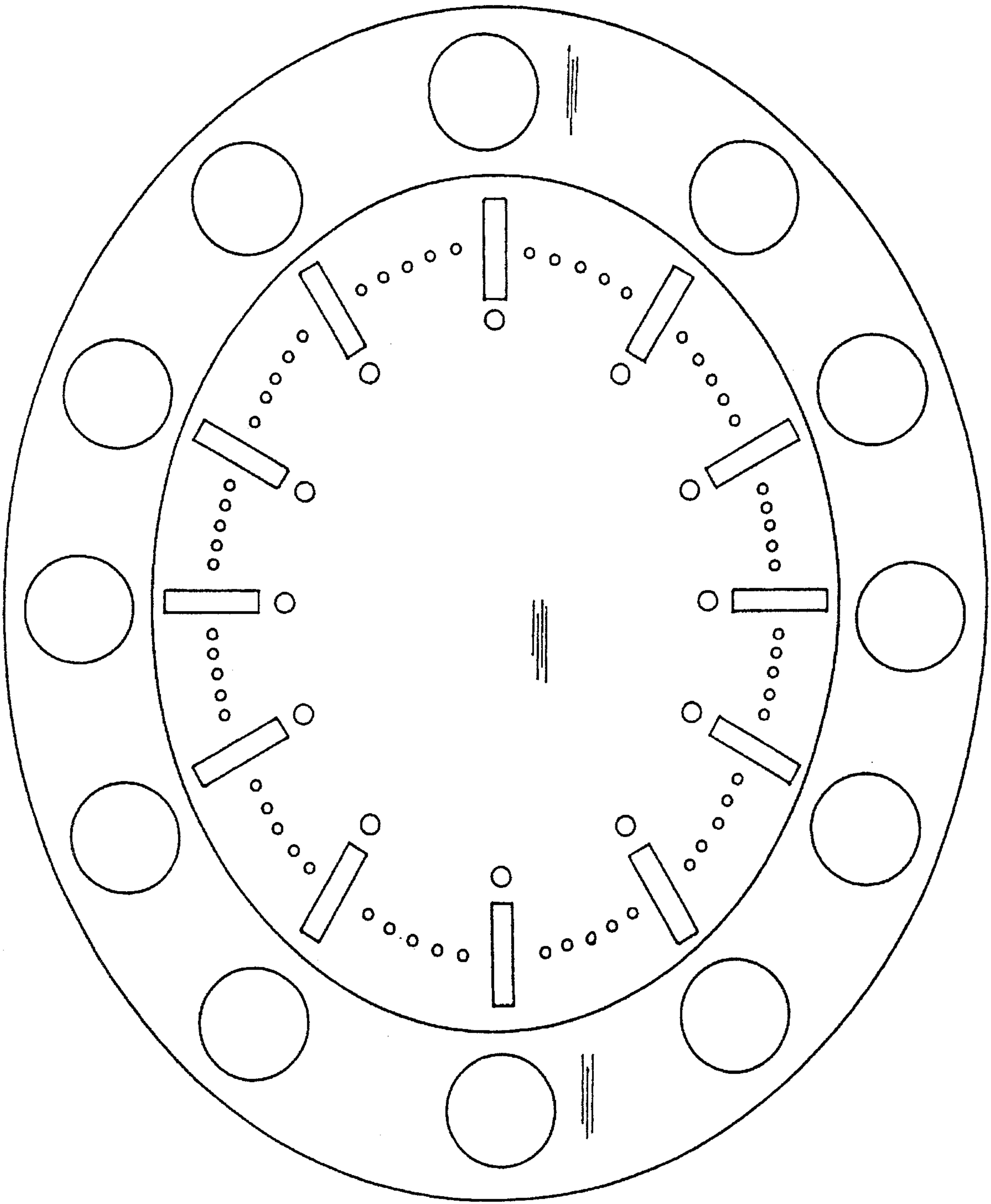


FIG. 1

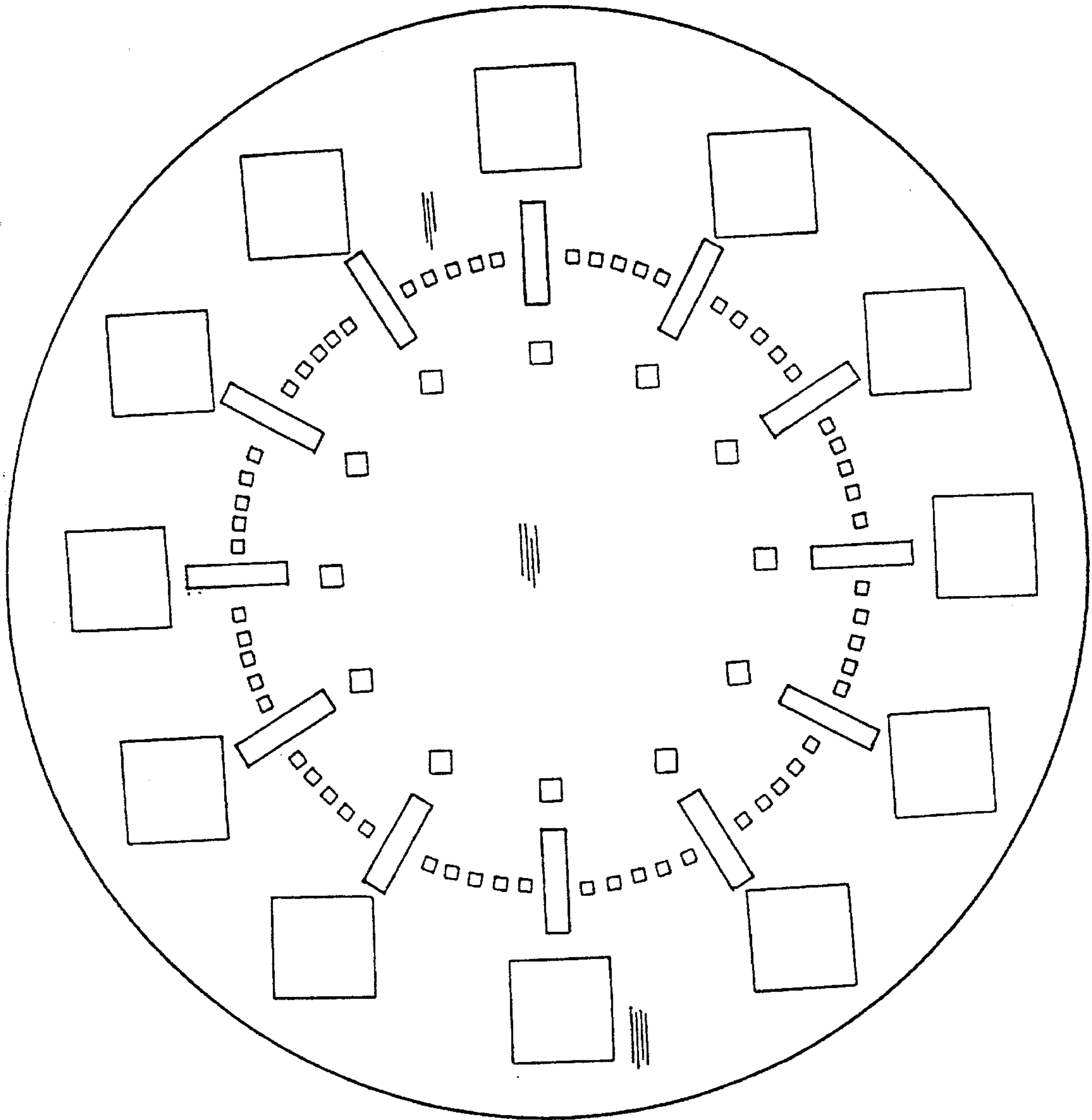


FIG. 2

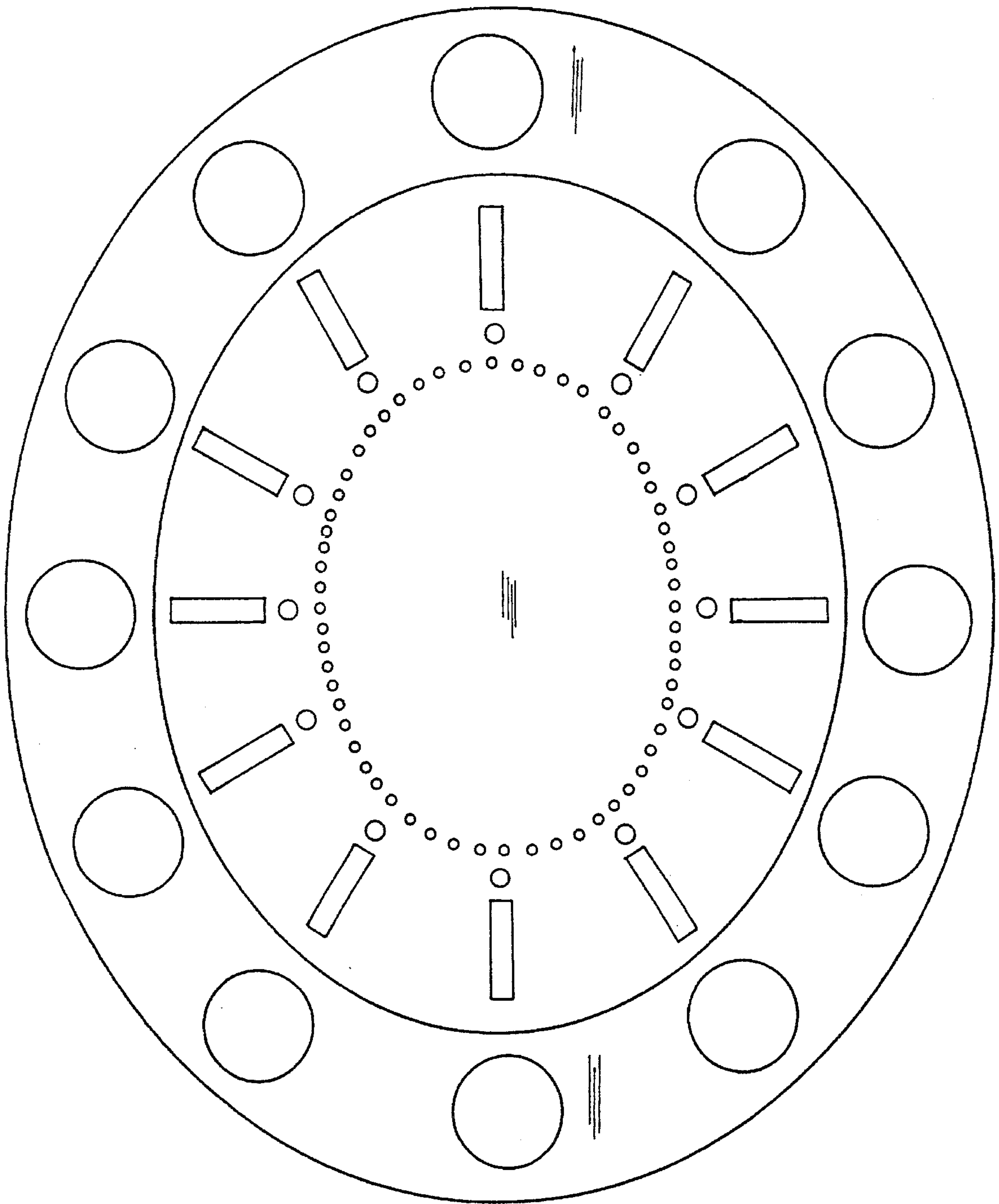


FIG. 3

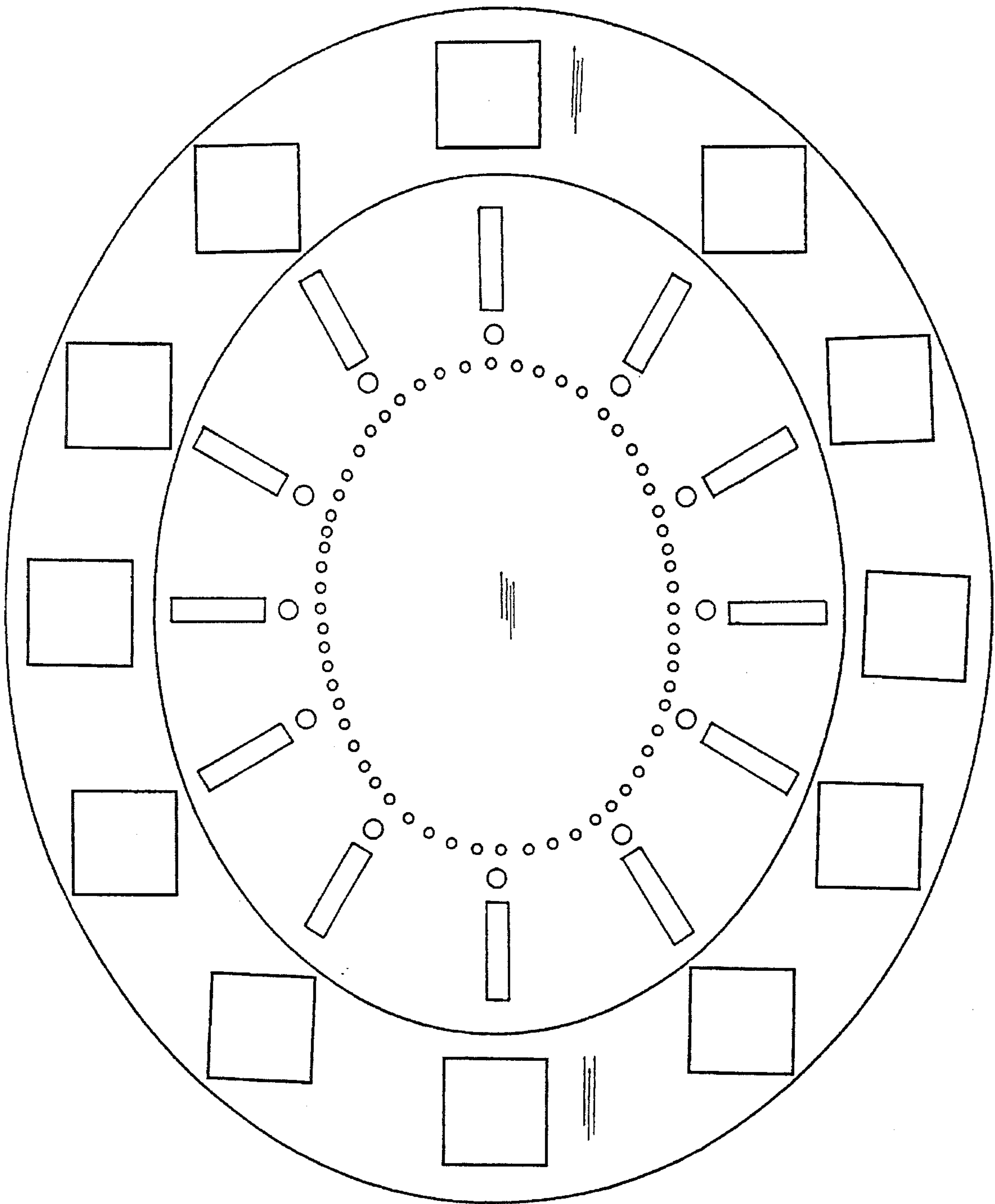


FIG. 4