



US00D377613S

United States Patent [19]

[11] Patent Number: **Des. 377,613**

Consolo

[45] Date of Patent: ****Jan. 28, 1997**

[54] **WRIST WATCH**

[76] Inventor: **Giovanni B. Consolo**, Localita Vico,
87056 Santo Stefano Di Rogliano
(Cosenza), Italy

[**] Term: **14 Years**

[21] Appl. No.: **37,427**

[22] Filed: **Apr. 12, 1995**

[30] **Foreign Application Priority Data**

Oct. 17, 1994 [WO] WIPO DM/031027
[52] **U.S. Cl.** **D10/32; D10/38**
[58] **Field of Search** D10/30-32, 38,
D10/39, 122, 123, 126, 127; D11/3; 368/233,
278, 285, 294, 297, 295, 309

[56] **References Cited**

U.S. PATENT DOCUMENTS

D. 320,566 10/1991 Ericson D10/32
D. 324,825 3/1992 Besson D10/30
D. 326,821 6/1992 Wuest D10/38 X

OTHER PUBLICATIONS

Jewelers Circular—Keystone; Sep. 1960; p. 51; Piaget Ultra thin Watch.
Jewelers Circular—Keystone; Jul. 1978; p. 148; Citizen Quartz 790.
European Jeweler; Jun. 1987; p. 56; Watches at middle of page.

Primary Examiner—James M. Gandy
Assistant Examiner—Caron D. Veynar
Attorney, Agent, or Firm—Bucknam and Archer

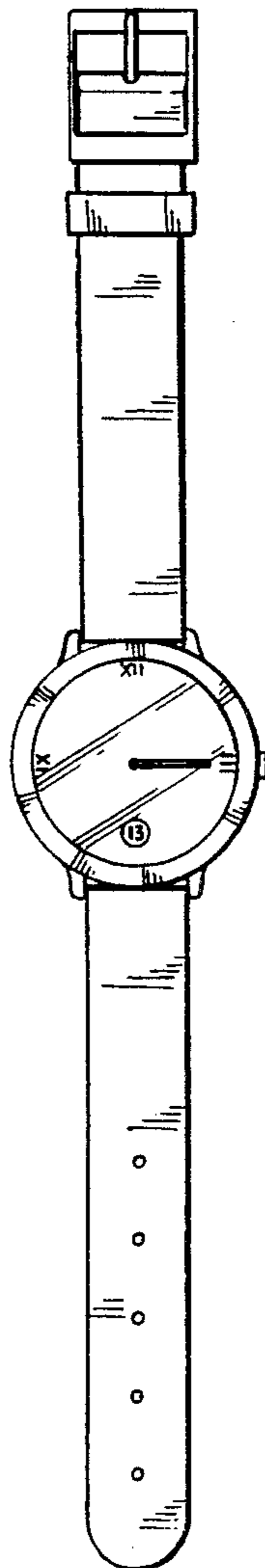
[57] **CLAIM**

The ornamental design for a wrist watch, as shown and described.

DESCRIPTION

FIG. 1 is a front elevational view of the wrist watch; FIG. 2 is the rear view of the watch as shown in FIG. 1; FIG. 3 is a left side view of the watch of FIG. 1; FIG. 4 is the right side view; FIG. 5 is an end view; and, FIG. 6 is an opposite end view.

1 Claim, 2 Drawing Sheets



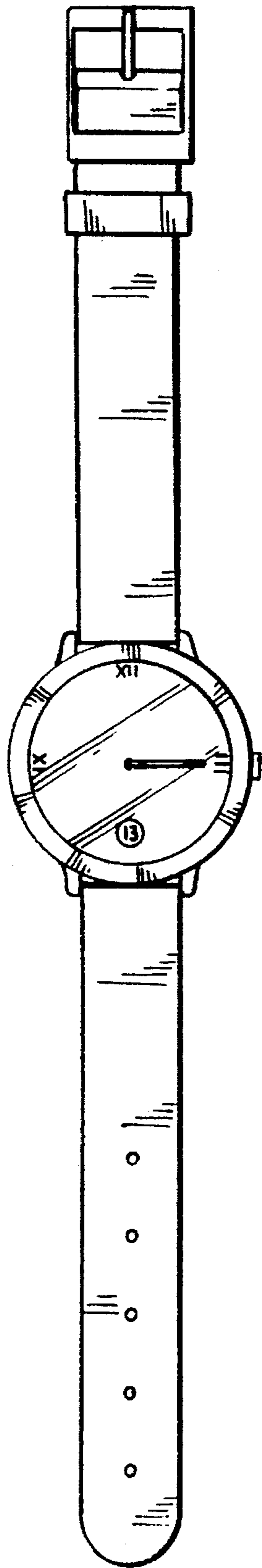


FIG. 1

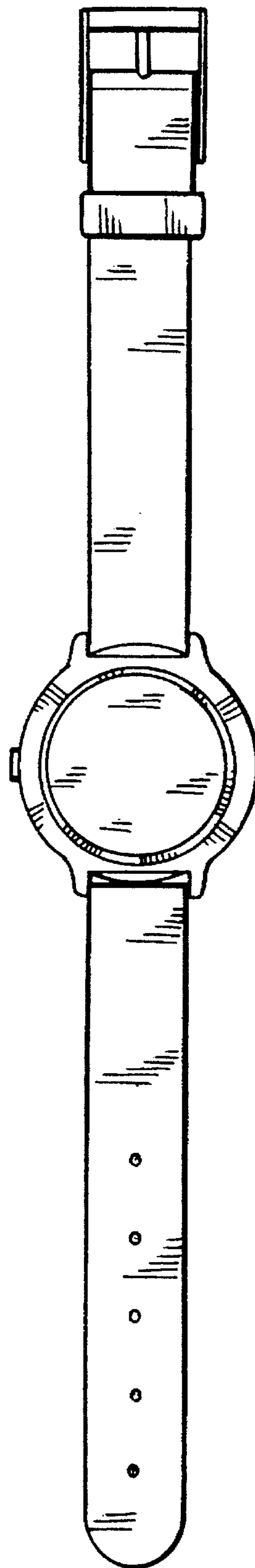


FIG. 2



FIG. 3



FIG. 4



FIG. 5




FIG. 6