



US00D377601S

**United States Patent** [19]  
**Kozyrski**

[11] **Patent Number: Des. 377,601**  
[45] **Date of Patent: \*\*Jan. 28, 1997**

[54] **PEG FASTENER**  
[75] Inventor: **Vincent T. Kozyrski**, Plainville, Conn.  
[73] Assignee: **The Fletcher-Terry Company**,  
Farmington, Conn.  
[\*\*] Term: **14 Years**  
[21] Appl. No.: **47,138**  
[22] Filed: **Nov. 27, 1995**  
[52] **U.S. Cl.** ..... **D8/382; D6/300**  
[58] **Field of Search** ..... **D6/300-314; D8/382,**  
**D8/393, 394; 403/292, 293, 294, 295**

3,603,053 9/1971 Van Loghem et al. .  
4,262,973 4/1981 Grilli et al. .  
4,632,589 12/1986 Hsiu .  
4,742,856 5/1988 Hehr et al. .  
4,913,579 4/1990 Campana .  
5,090,835 2/1992 Cox .  
5,380,119 1/1995 Hadden .

*Primary Examiner*—Paula A. Mortimer  
*Attorney, Agent, or Firm*—Ira S. Dorman

[57] **CLAIM**

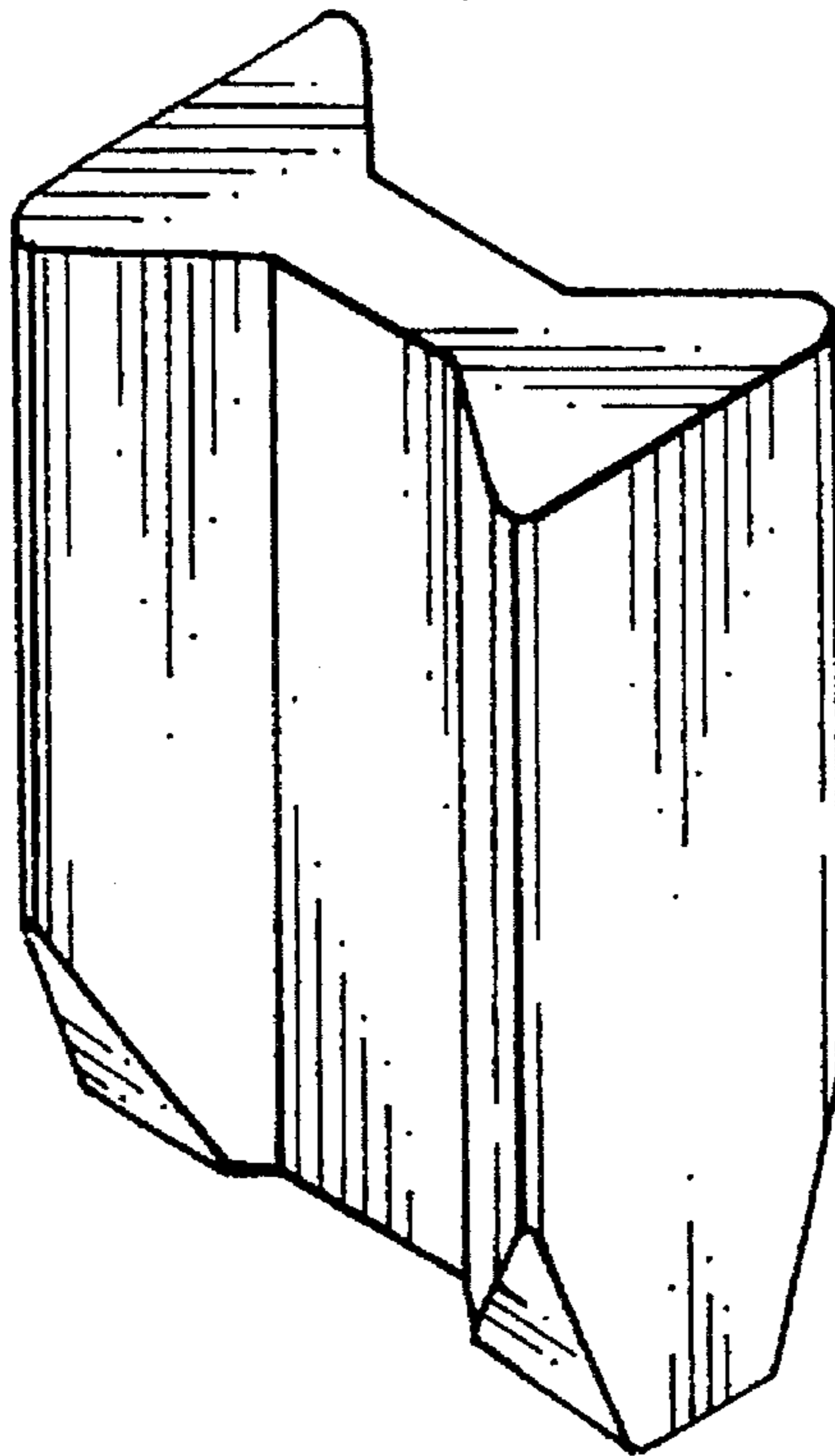
The ornamental design for a peg fastener, as shown and described.

**DESCRIPTION**

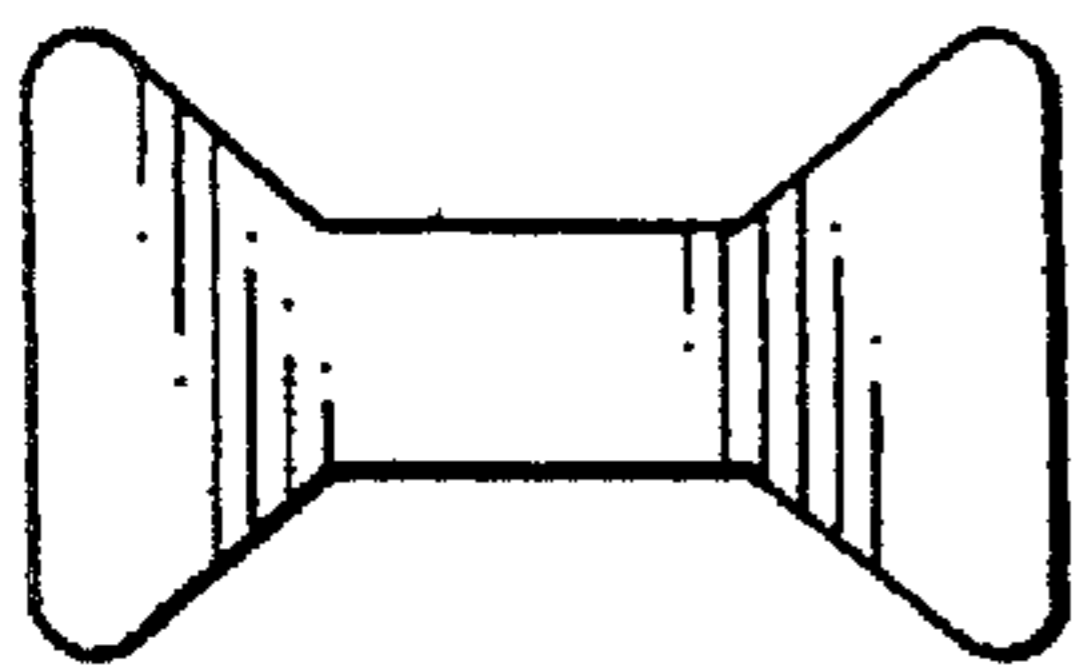
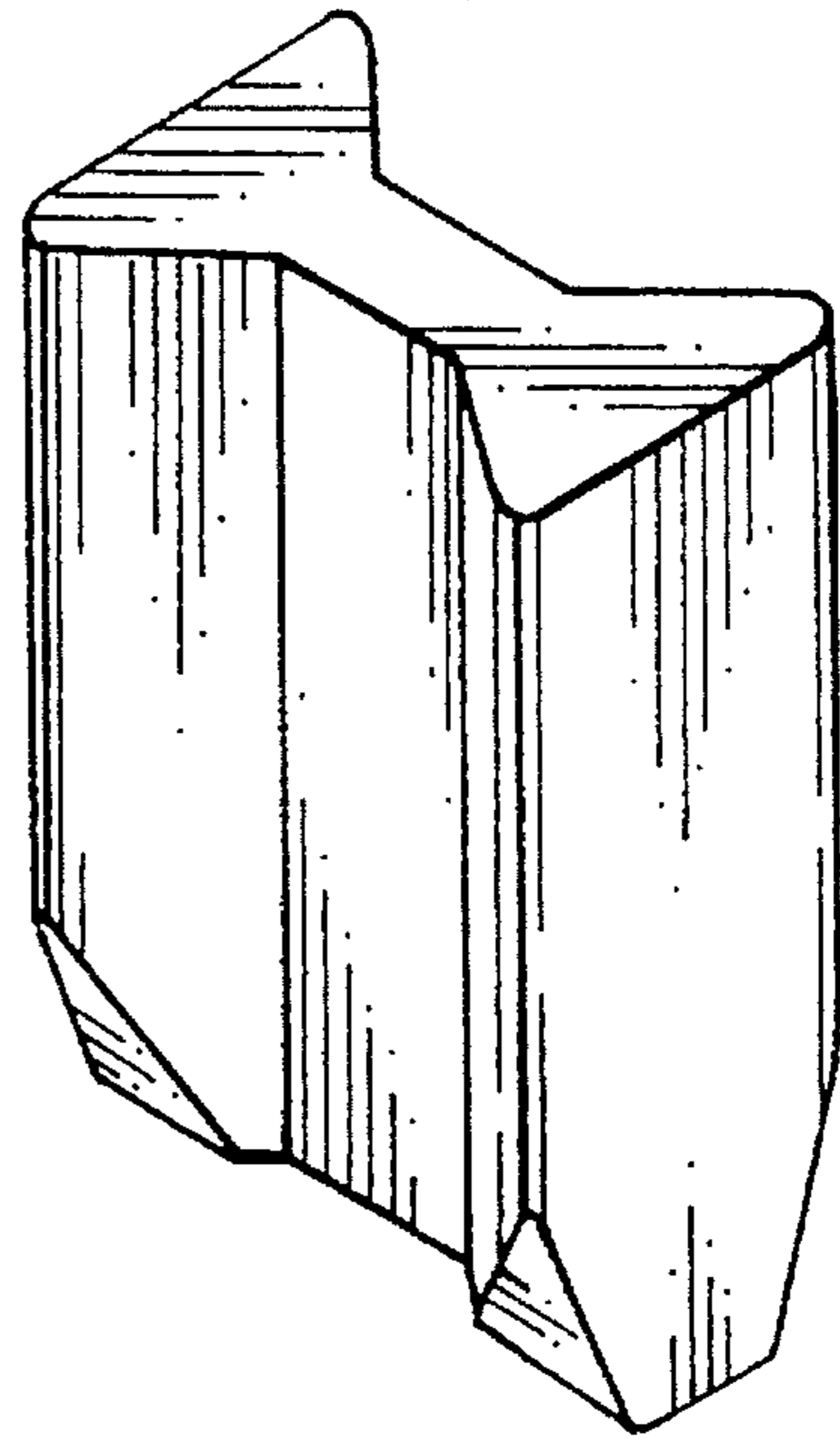
FIG. 1 is a front perspective view of a peg fastener showing my new design;  
FIG. 2 is a top plan view thereof;  
FIG. 3 is a front elevational view thereof, the opposite side is a mirror image;  
FIG. 4 is a bottom plan view thereof; and,  
FIG. 5 is a side elevational view thereof, the opposite side is a mirror image.

[56] **References Cited**  
**U.S. PATENT DOCUMENTS**  
25,082 1/1896 Willson ..... D8/393  
25,799 7/1896 Goddard ..... D8/393  
D. 277,934 3/1985 Beckrot ..... D8/394 X  
D. 303,942 10/1989 Bottcher ..... D6/300 X  
D. 309,985 8/1990 Cox .  
D. 316,512 4/1991 Pistorius .  
2,378,562 6/1945 Lahr .  
3,336,689 8/1967 Miller .

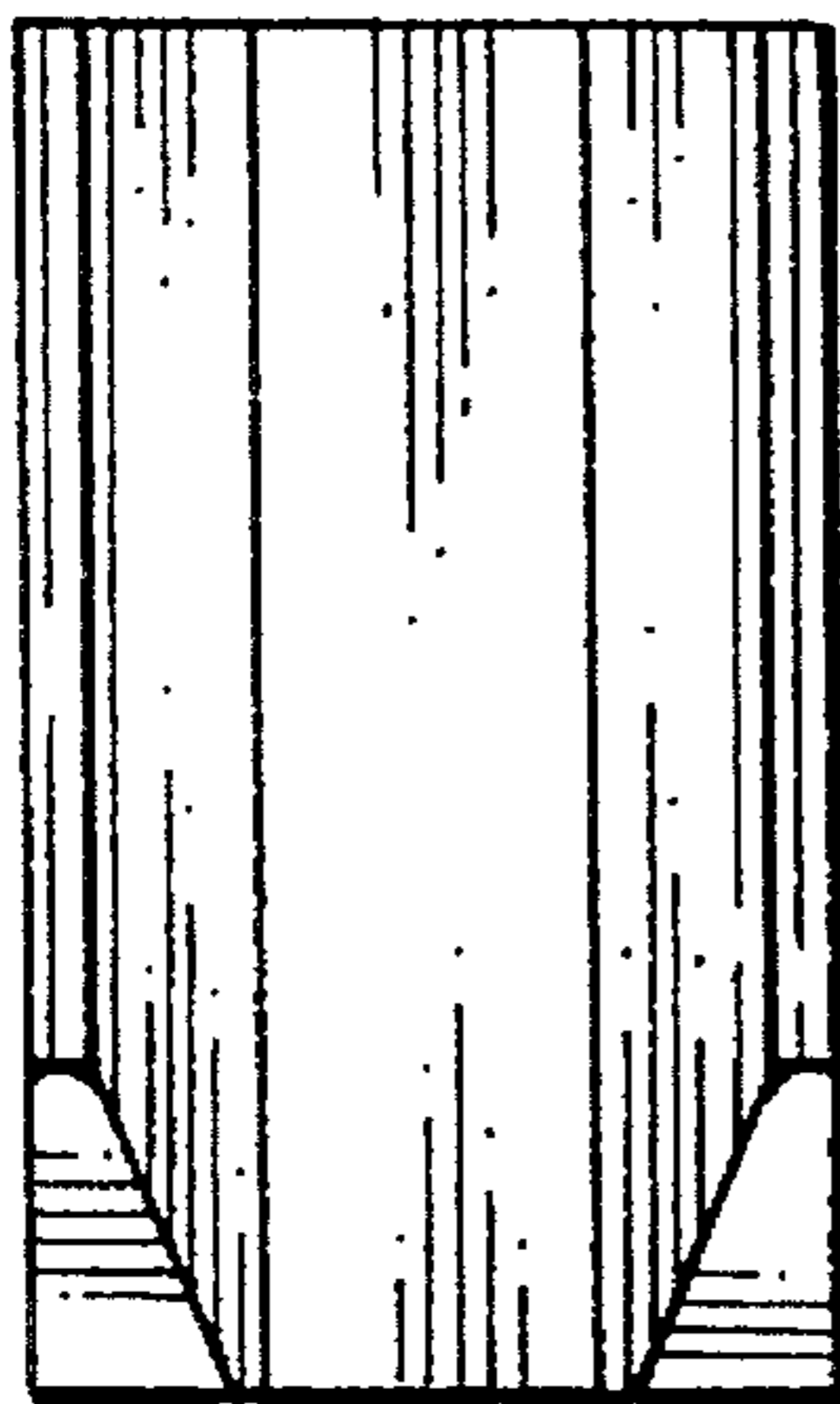
**1 Claim, 1 Drawing Sheet**




*FIG. 1*



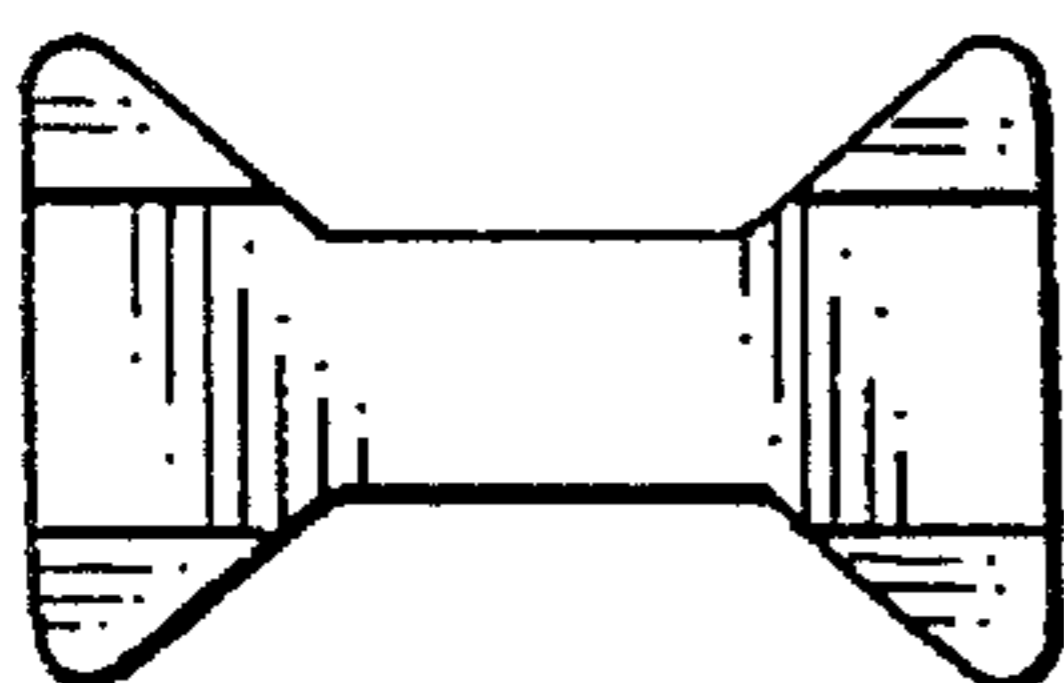
*FIG. 2*



*FIG. 3*



*FIG. 5*



*FIG. 4*