



US00D377581S

United States Patent [19]

Rohrer

[11] **Patent Number: Des. 377,581**

[45] **Date of Patent: **Jan. 28, 1997**

[54] **HANDLE FOR A COOKING VESSEL**

[75] Inventor: **Jeffrey Rohrer**, Kewaskum, Wis.

[73] Assignee: **Regal Ware, Inc.**, Kewaskum, Wis.

[**] Term: **14 Years**

[21] Appl. No.: **44,037**

[22] Filed: **Dec. 11, 1995**

D. 338,370	8/1993	Takeda	D7/360 X
D. 344,431	2/1994	Welch	D7/394
D. 348,178	6/1994	Munari	D7/394

Primary Examiner—James Gandy
Assistant Examiner—Caron D. Veynar
Attorney, Agent, or Firm—Wheeler Kromholz & Manion

[57] **CLAIM**

The ornamental design for a handle for a cooking vessel, as shown as described.

Related U.S. Application Data

[62] Division of Ser. No. 35,299, Feb. 24, 1995, Pat. No. Des. 369,718.

[52] **U.S. Cl.** **D7/393**; D7/394

[58] **Field of Search** D7/323, 354, 355, D7/356, 360, 393, 394; 16/110 R, 110 A, 114 A, 116 R, 118; 220/752, 912

DESCRIPTION

FIG. 1 is a side elevation view of a handle for a cooking vessel showing my new design, the opposite side view being a mirror image thereof;

FIG. 2 is a top plan view thereof;

FIG. 3 is a bottom plan view thereof;

FIG. 4 is a front elevation view thereof; and,

FIG. 5 is a rear elevation view thereof.

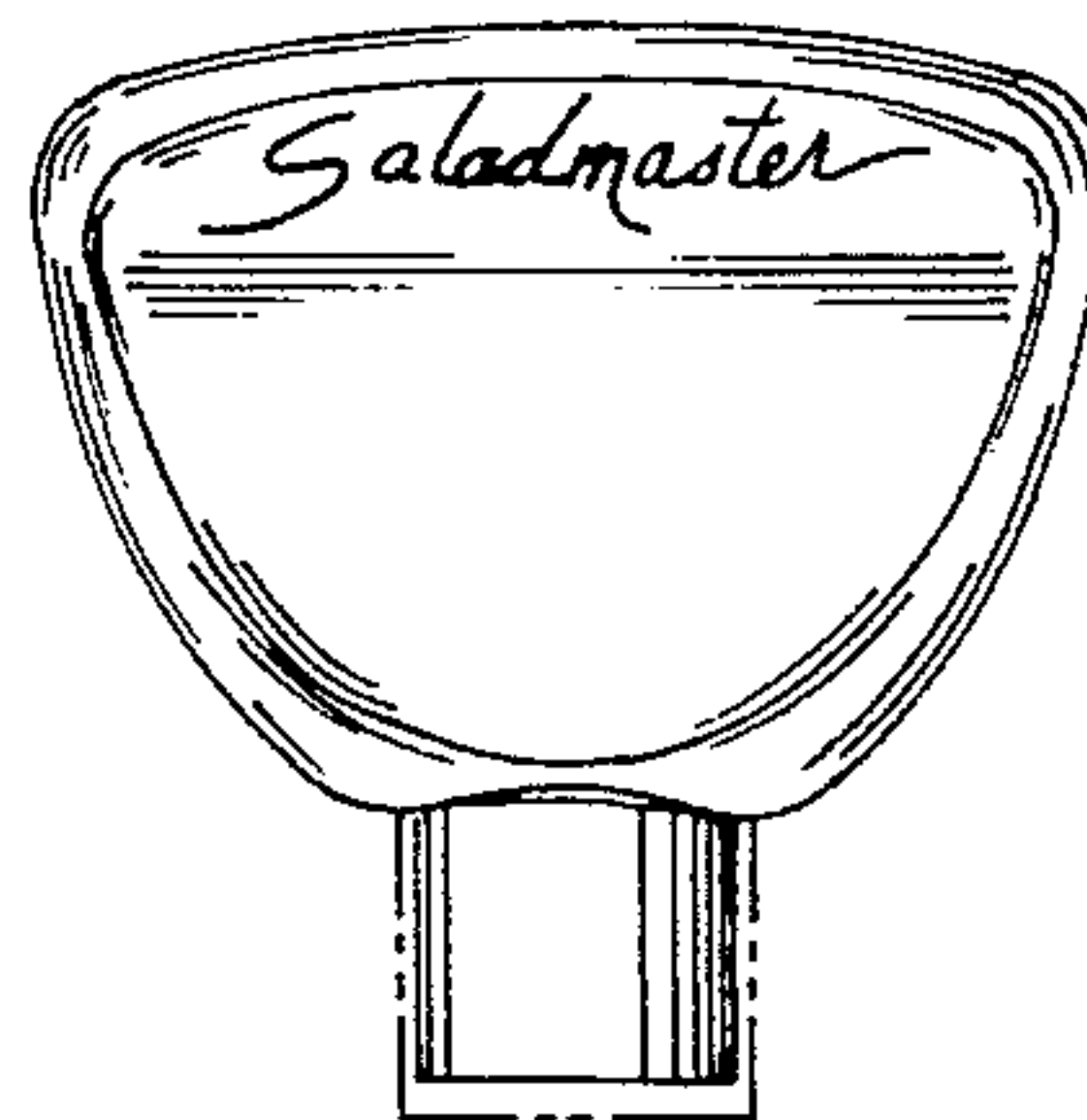

The broken line showing of a cooking vessel and handle are for illustrative purposes only and form no part of the claimed design.

[56] **References Cited**

U.S. PATENT DOCUMENTS

D. 248,079	6/1978	Painter et al.	D7/360
D. 277,257	1/1985	Cesaroni	D7/394

1 Claim, 2 Drawing Sheets






FIG. 1




FIG. 2

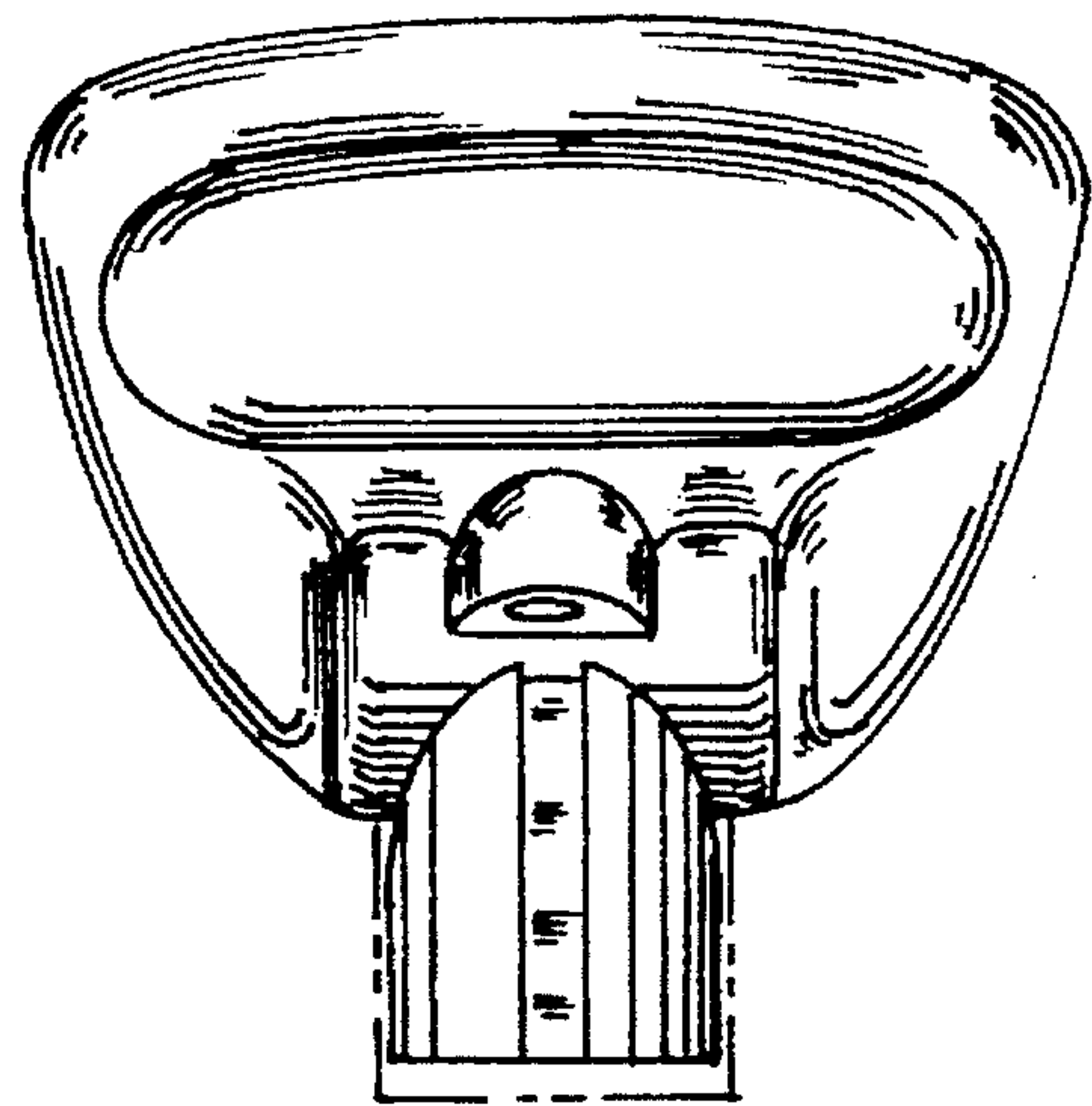


FIG. 3




FIG. 4

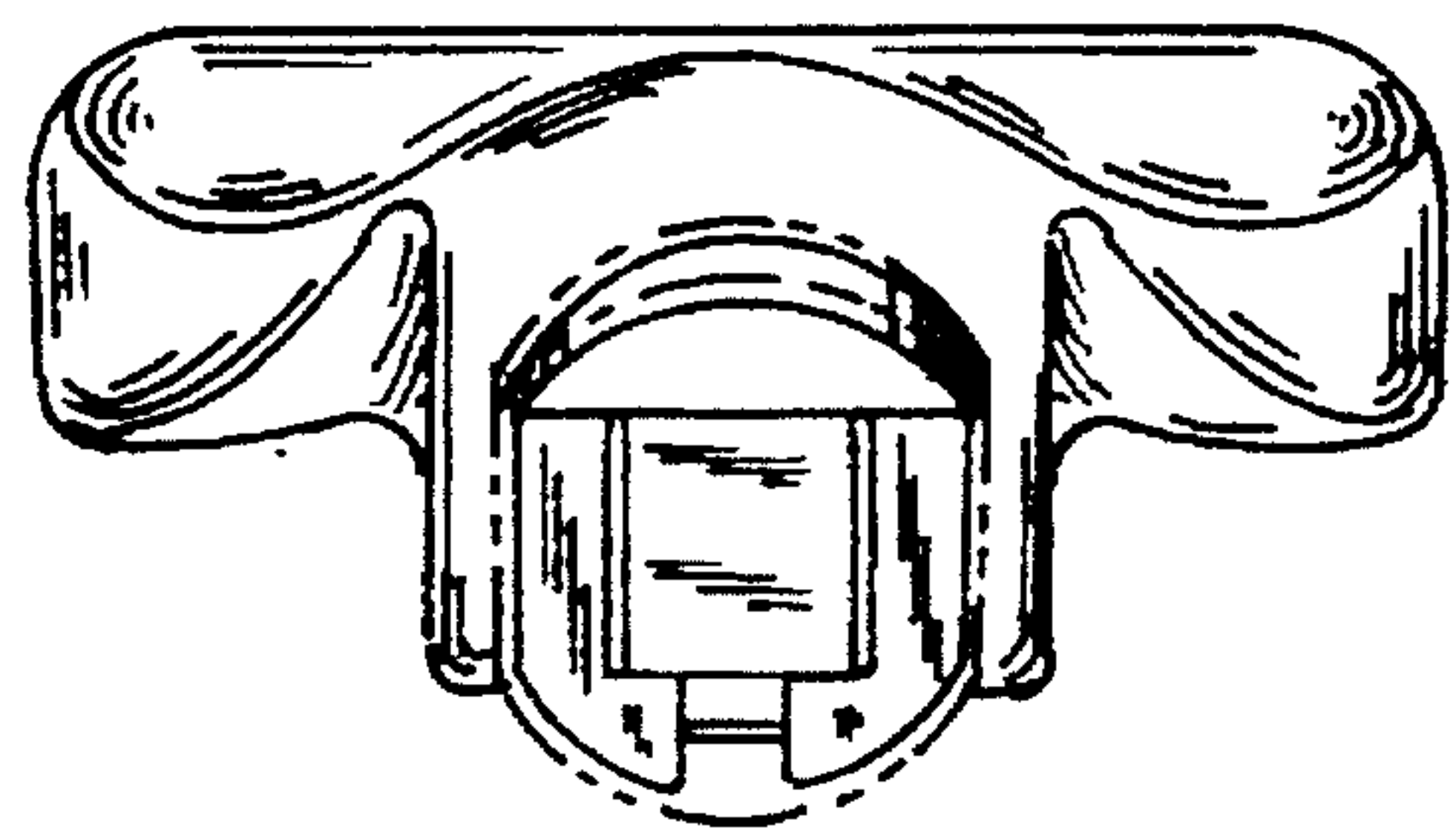


FIG. 5