



US00D377562S

**United States Patent** [19]  
**Wolfram**

[11] **Patent Number: Des. 377,562**

[45] **Date of Patent: \*\*Jan. 28, 1997**

[54] **PENDANT FOR KEYS**

[76] Inventor: **Jurgen Wolfram**, Winnender Strasse  
1/1, D-71409 Schwaikheim, Germany

[\*\*] Term: **14 Years**

[21] Appl. No.: **38,402**

[22] Filed: **May 5, 1995**

[30] **Foreign Application Priority Data**

Nov. 7, 1994 [XH] Hague Agreement ..... DM/031,237

[52] **U.S. Cl.** ..... **D3/211**

[58] **Field of Search** ..... D11/1-3, 200-219,  
D11/99; D3/207-212; 24/94, 196

[56] **References Cited**

**U.S. PATENT DOCUMENTS**

34,991 8/1901 Freeman ..... D11/218  
34,992 8/1901 Freeman ..... D11/218

D. 207,642 5/1967 Hartwell ..... D11/99  
D. 253,676 12/1979 Mathieson ..... D3/207  
1,962,711 6/1934 Duffy, Jr. .... 24/94  
2,723,434 11/1955 Hawie et al. .... 24/196

*Primary Examiner*—Dale Seifert  
*Attorney, Agent, or Firm*—Jones, Tullar & Cooper, P.C.


[57] **CLAIM**

The ornamental design for a pendant for keys, as shown and described.

**DESCRIPTION**

FIG. 1 is a top perspective view of pendant showing my new design;  
FIG. 2 is a bottom view thereof;  
FIG. 3 is a side elevational view thereof;  
FIG. 4 is a right end view thereof; and,  
FIG. 5 is a left end view thereof.

**1 Claim, 1 Drawing Sheet**



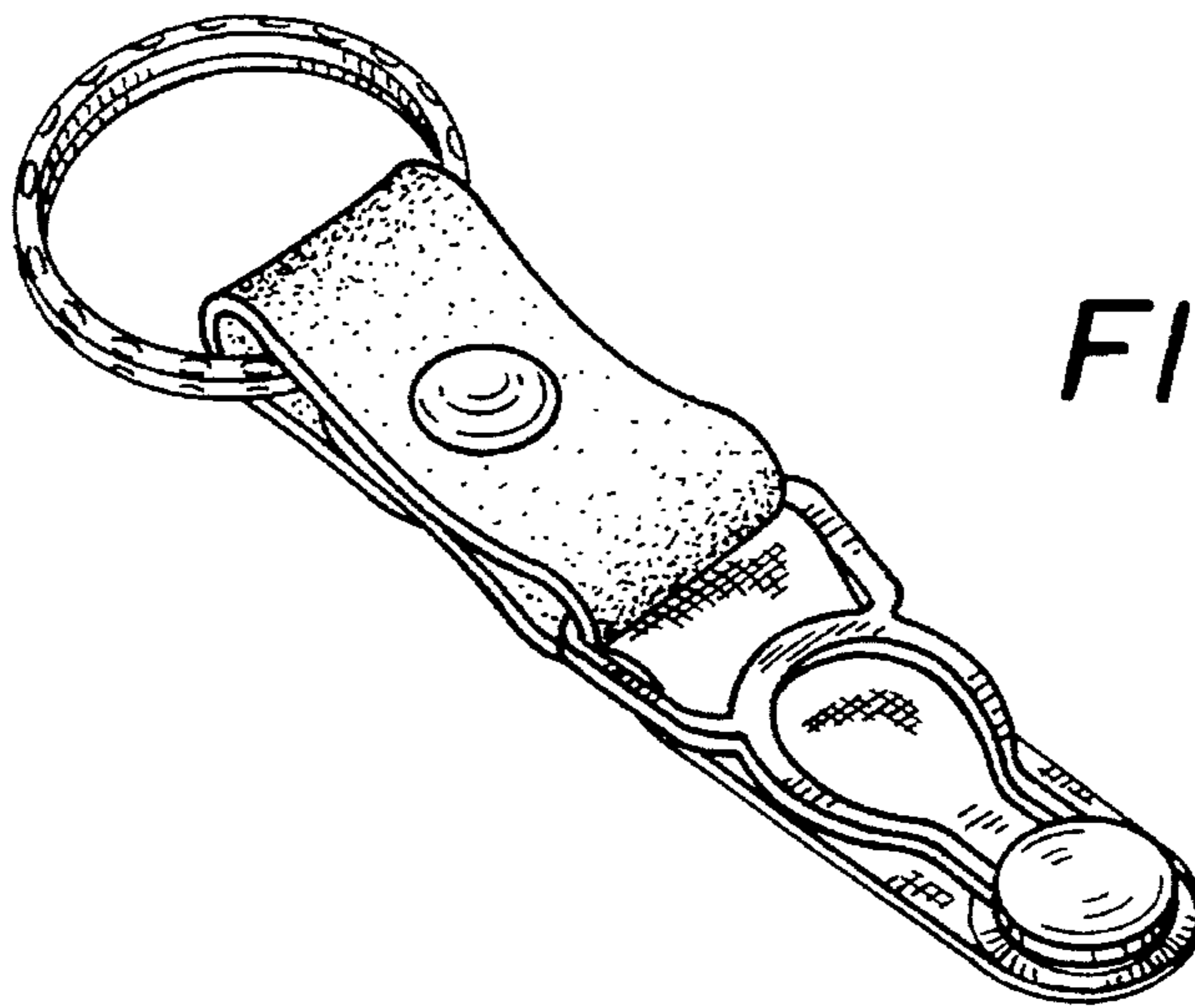


FIG. 1

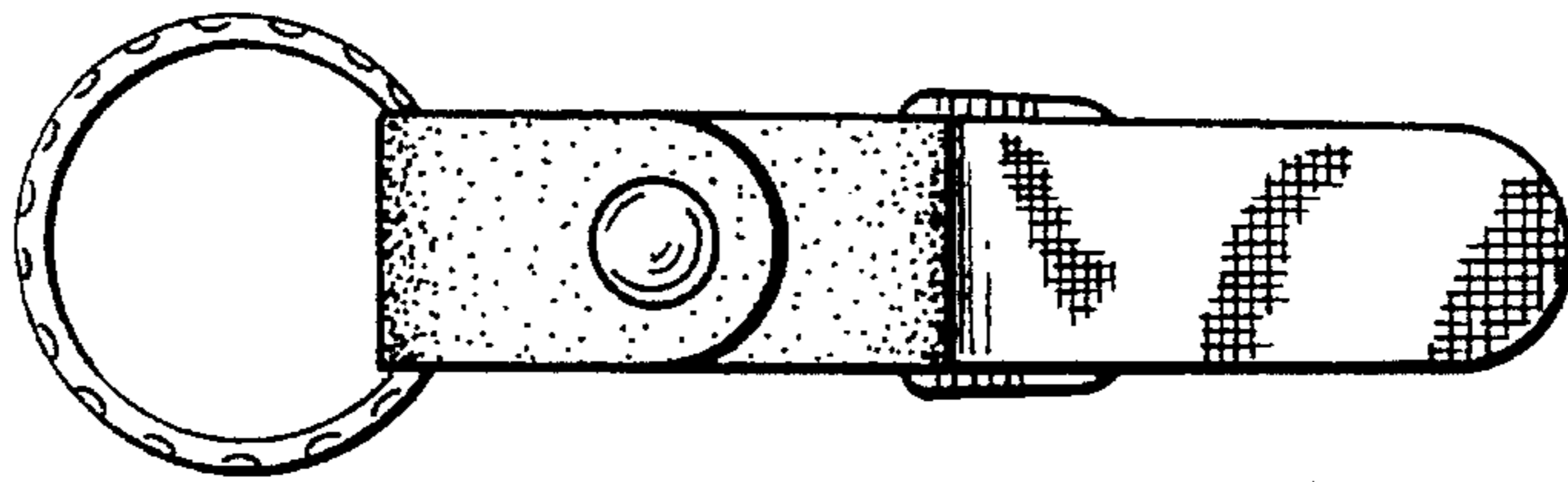


FIG. 2




FIG. 3



FIG. 4




FIG. 5