



US00D377559S

United States Patent [19]

Passke et al.

[11] Patent Number: **Des. 377,559**

[45] Date of Patent: ****Jan. 28, 1997**

- [54] **BLADDER FOR A SHOE SOLE**
- [75] Inventors: **Joel L. Passke**, Portland; **James C. Sell, Jr.**, Beaverton, both of Oreg.
- [73] Assignee: **Nike, Inc.**, Beaverton, Oreg.
- [**] Term: **14 Years**
- [21] Appl. No.: **55,526**
- [22] Filed: **Jun. 6, 1996**
- [52] U.S. Cl. **D2/961**
- [58] Field of Search D2/961, 968; 36/44, 36/29, 43, 37, 35 R, 114, 28, 137, 88

D. 363,816	11/1995	Sarkinen et al.	D2/961
D. 364,035	11/1995	Lee	D2/961
D. 364,036	11/1995	Passke et al.	D2/961
5,353,459	10/1994	Potter et al.	36/29 X
5,406,661	4/1995	Pekar	36/35 R

OTHER PUBLICATIONS

Exhibits A-H, Photographs of Bladders.

Primary Examiner—Doris V. Coles
Attorney, Agent, or Firm—Banner & Witcoff, Ltd.

[57] CLAIM

The ornamental design for a bladder for a shoe sole, as shown and described.

DESCRIPTION

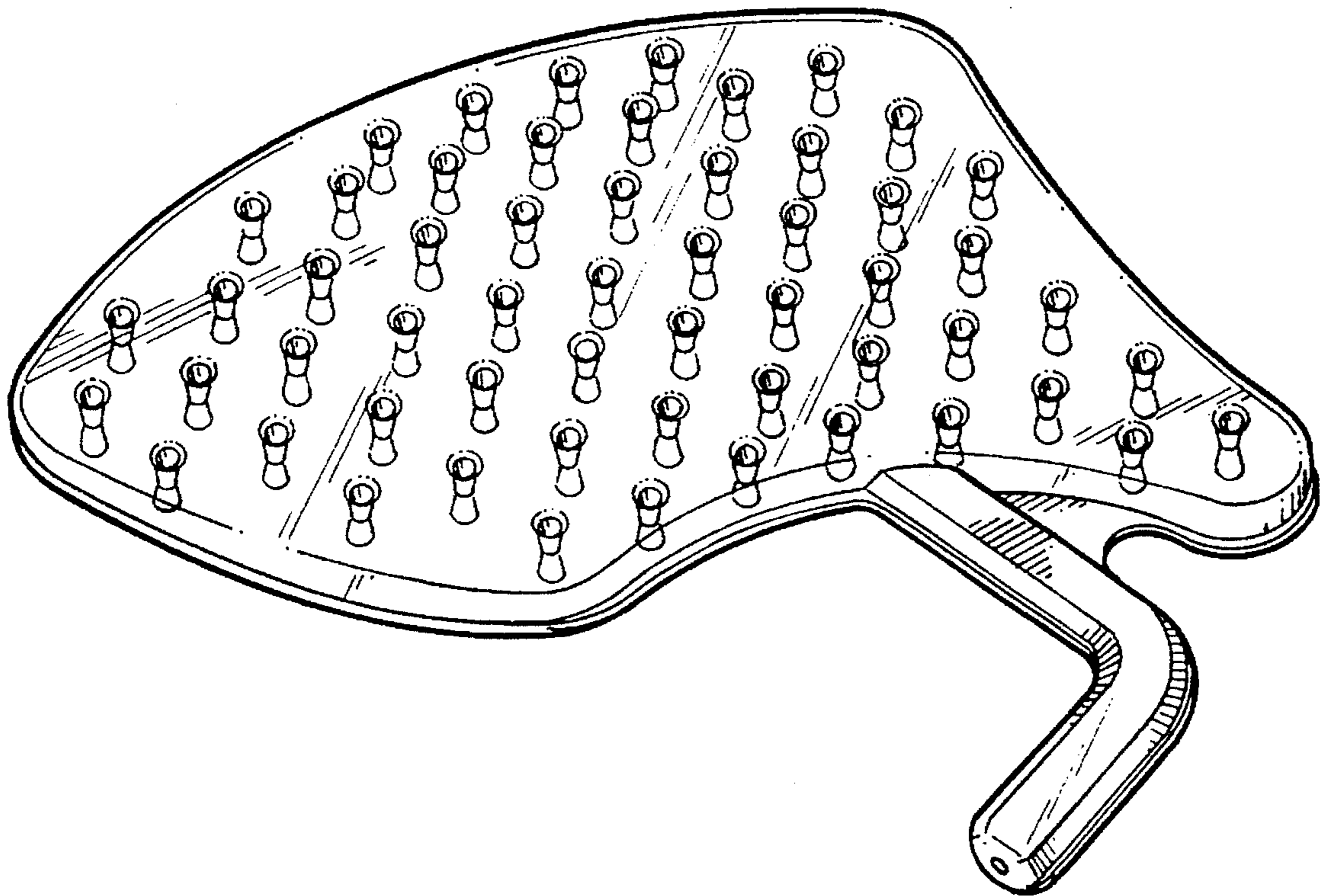
FIG. 1 is a perspective view of a bladder for a shoe sole showing our new design;
 FIG. 2 is a rear elevational view thereof;
 FIG. 3 is a top plan view thereof;
 FIG. 4 is a front view thereof;
 FIG. 5 is a left side elevational view thereof;
 FIG. 6 is a right side elevational view thereof; and,
 FIG. 7 is a cross-sectional view taken along the line 7-7 of FIG. 3.

1 Claim, 4 Drawing Sheets

[56] References Cited

U.S. PATENT DOCUMENTS

D. 197,504	2/1964	O'Donnell	D2/961
D. 297,980	10/1988	Sugiyama	D2/961
D. 300,085	3/1989	Ito et al.	D2/961
D. 336,772	6/1993	Forland et al.	D2/961
D. 340,349	10/1993	Kilgore et al.	D2/961
D. 343,504	1/1994	Lee	D2/961
D. 343,725	2/1994	Lee	D2/961
D. 345,249	3/1994	Sell, Jr.	D2/961
D. 349,186	8/1994	Passke et al.	D2/961
D. 349,804	8/1994	Passke et al.	D2/961
D. 351,056	10/1994	Auger et al.	D2/961



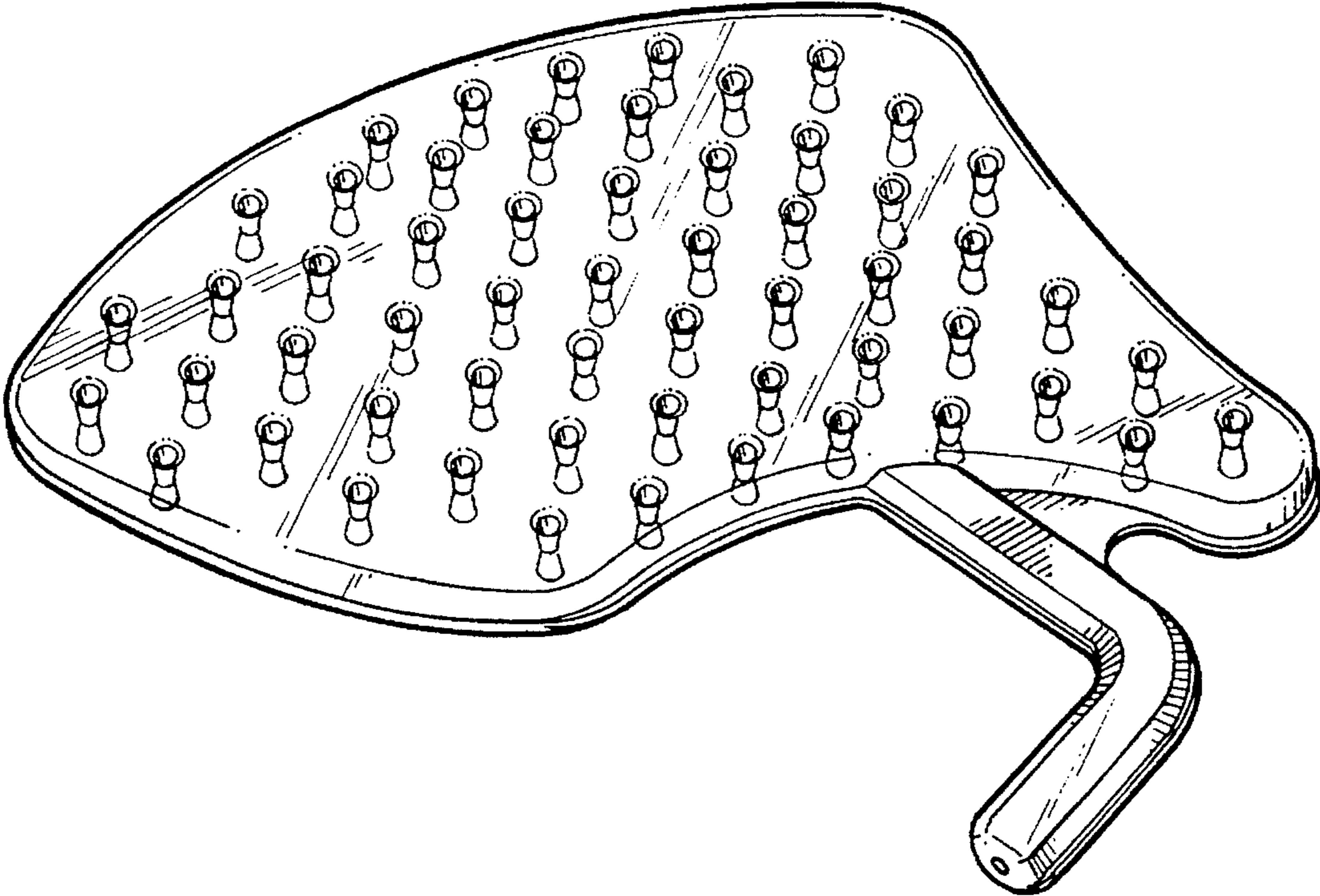


FIG. 1



FIG. 2

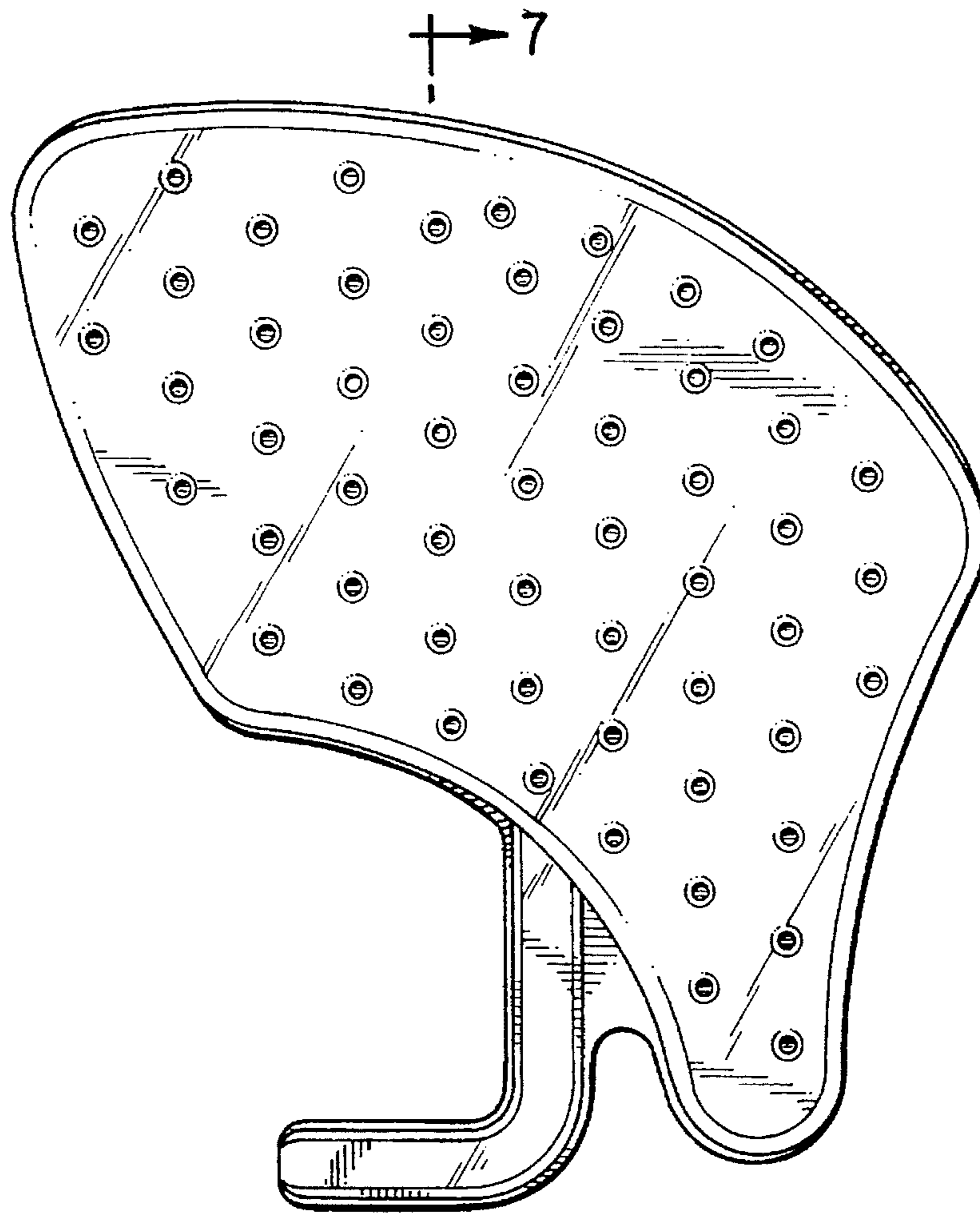


FIG. 3




FIG. 4

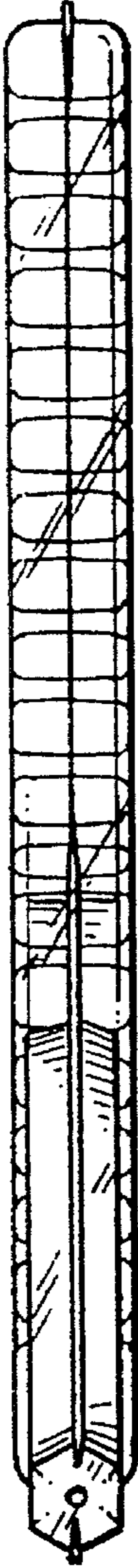


FIG. 5

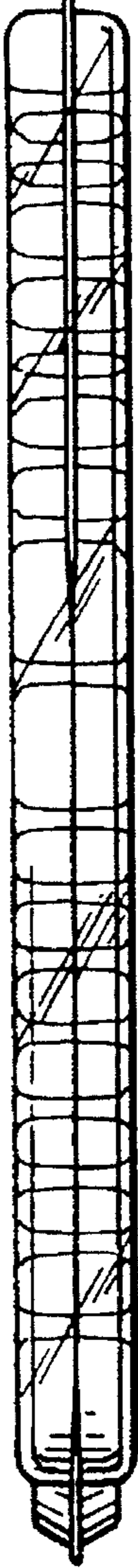


FIG. 6

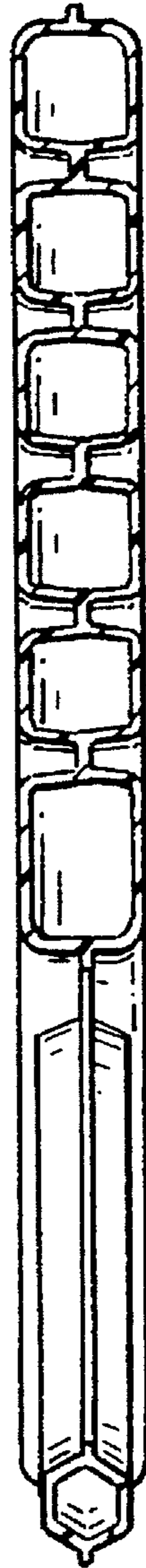


FIG. 7