



US00D377506S

United States Patent [19]
Shaw

[11] **Patent Number:** **Des. 377,506**
[45] **Date of Patent:** ****Jan. 21, 1997**

[54] **ARTICLE HOLDER**

[75] **Inventor:** **Don Shaw**, Agincourt, Canada

[73] **Assignee:** **Integrated Plastics Limited**, Agincourt, Canada

[**] **Term:** **14 Years**

[21] **Appl. No.:** **50,394**

[22] **Filed:** **Feb. 16, 1996**

[52] **U.S. Cl.** **D20/43**

[58] **Field of Search** D20/40, 42, 43,
D20/44, 10, 19, 99, 22, 27; 206/487, 485;
40/657, 654, 642, 649, 651, 661, 663, 759,
124.1, 584; D6/553, 328, 323, 513

[56] **References Cited**

U.S. PATENT DOCUMENTS

D. 283,715 5/1986 Kayen et al. D20/27
D. 299,038 12/1988 Van Amelsfort D20/27
D. 310,849 9/1990 Davis D20/22

D. 366,366 1/1996 Restaino D6/328 X
2,973,887 3/1961 Bonaldi 223/88
3,799,357 3/1974 Govang 40/299
4,779,367 10/1988 Fast 40/657
5,020,255 6/1991 Rodel 40/654
5,067,611 11/1991 Hagmann et al. 206/471 X

Primary Examiner—Susan J. Lucas
Assistant Examiner—Jennifer A. Register
Attorney, Agent, or Firm—McFadden, Fincham

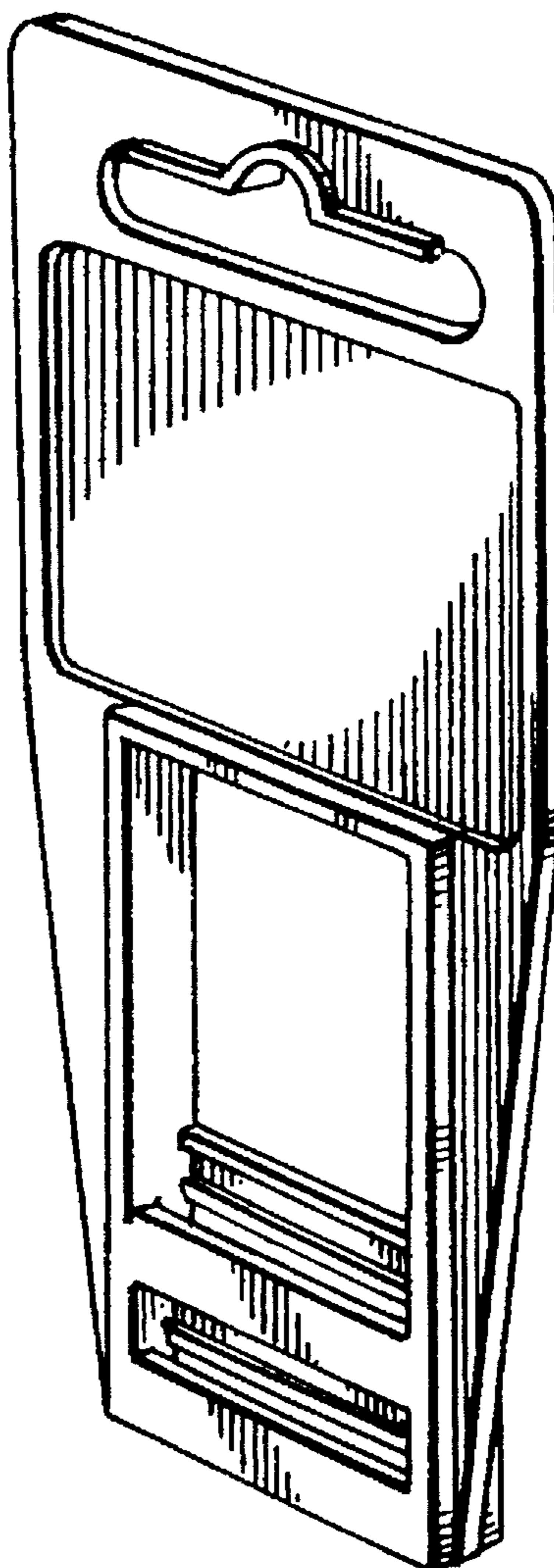
[57] **CLAIM**

The ornamental design for article holder, as shown.

DESCRIPTION

FIG. 1 is a perspective view of the new design;
FIG. 2 is a front elevational view of the design;
FIG. 3 is a view of one side of the design;
FIG. 4 is a view of the other side of the design;
FIG. 5 is a top view of the design;
FIG. 6 is a bottom view of the design; and,
FIG. 7 is a back elevational view of the design.

1 Claim, 2 Drawing Sheets



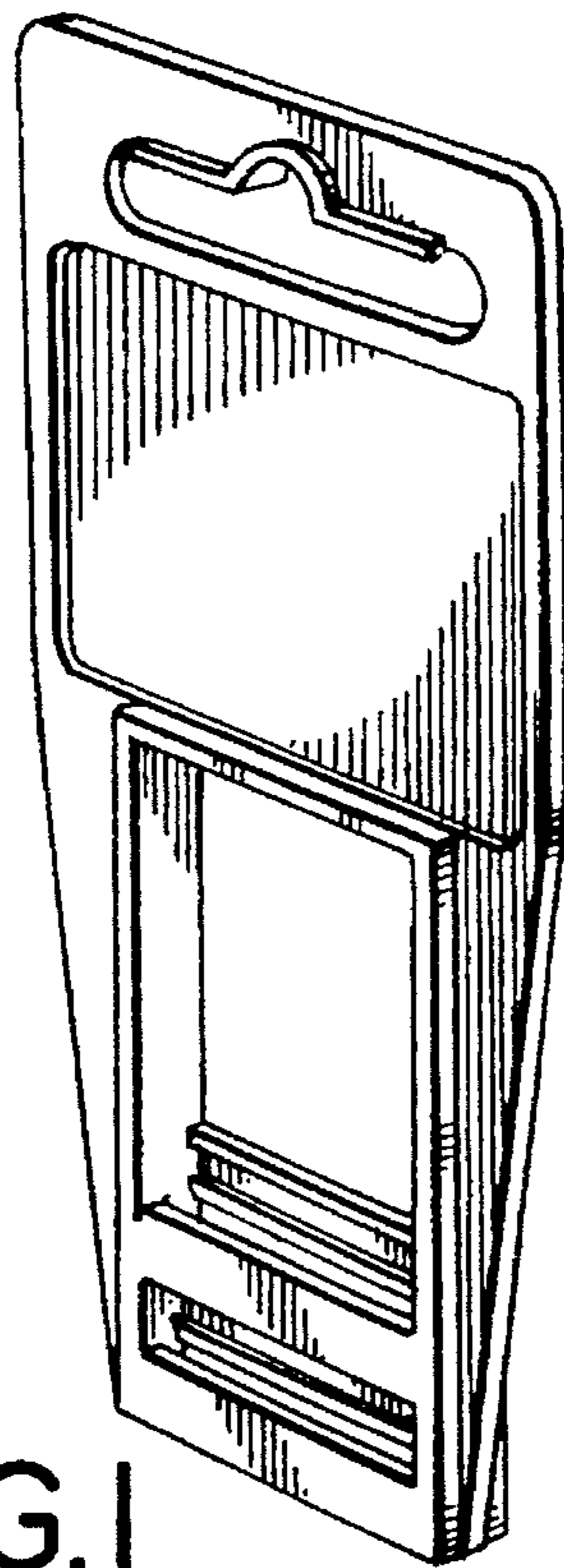


FIG. 1

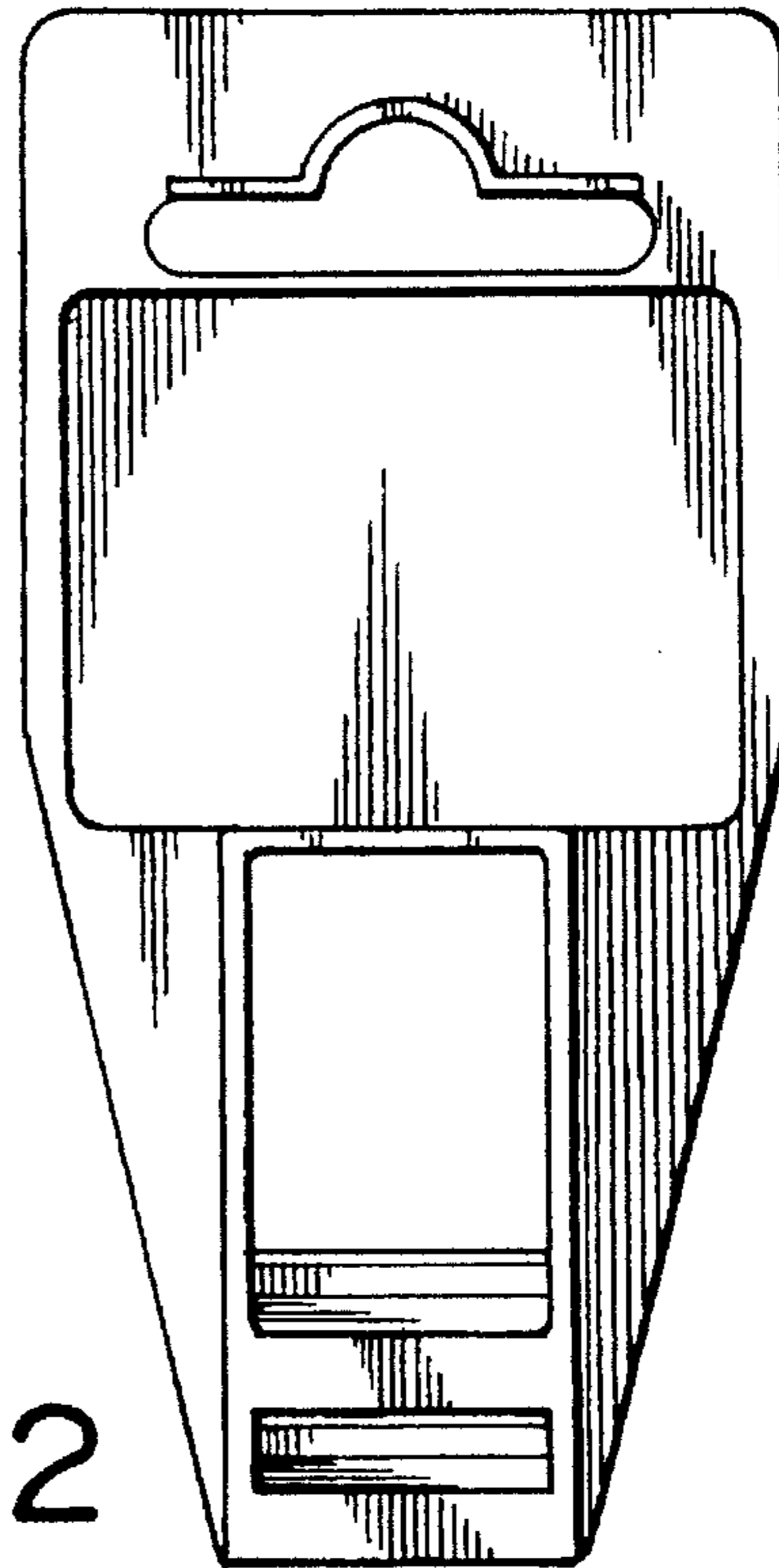


FIG. 2

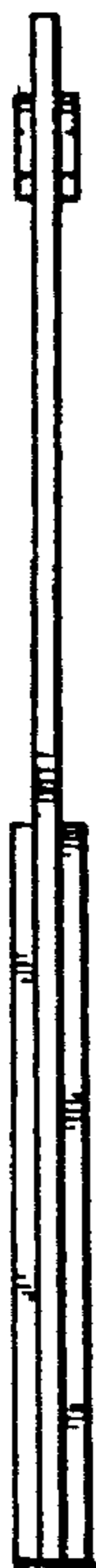


FIG. 3

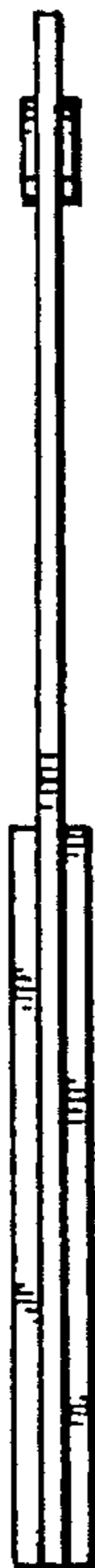


FIG. 4

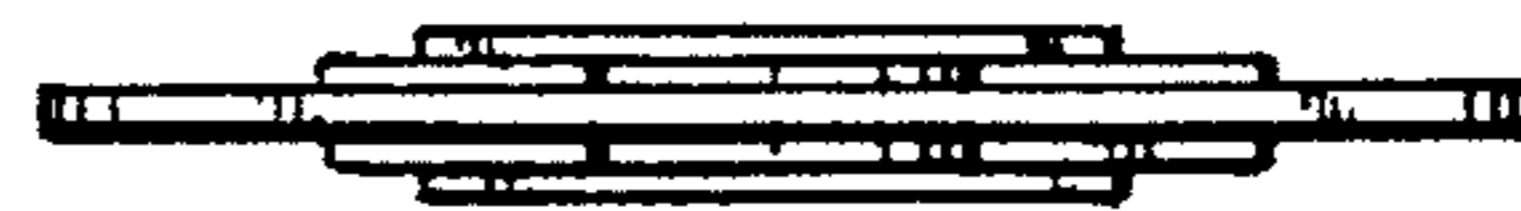


FIG. 5



FIG. 6

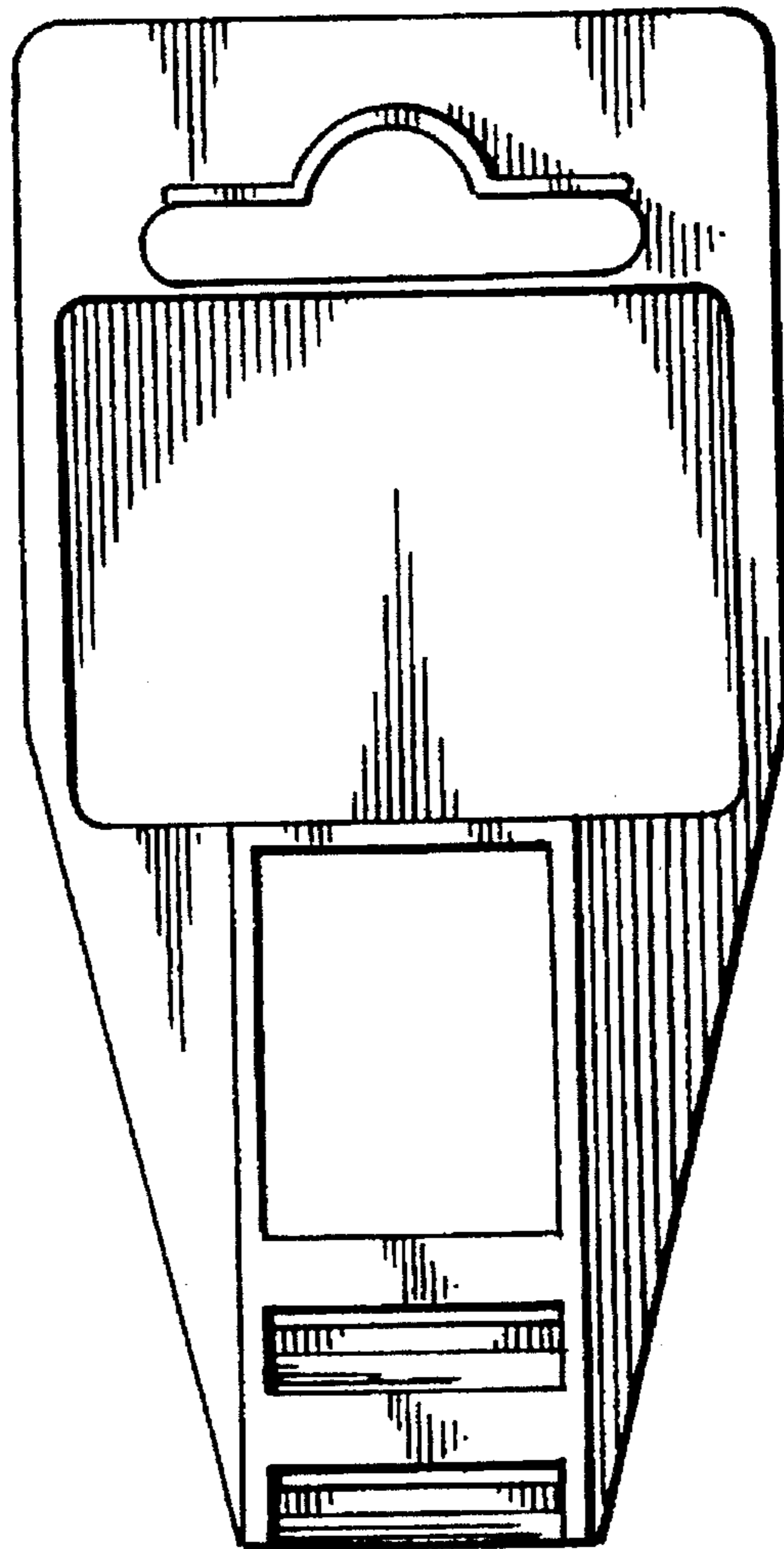


FIG. 7