



US00D377499S

**United States Patent** [19]  
**Garneau**

[11] **Patent Number: Des. 377,499**  
[45] **Date of Patent: \*\*Jan. 21, 1997**

[54] **EYEGLASSES**

[75] **Inventor: Louis Garneau, St-Augustin, Canada**

[73] **Assignee: Louis Garneau Sports Inc., Canada**

[\*\*] **Term: 14 Years**

[21] **Appl. No.: 53,409**

[22] **Filed: Apr. 22, 1996**

[52] **U.S. Cl. .... D16/326; D16/335**

[58] **Field of Search .... D16/101, 300, D16/304, 306, 309, 311-330, 335, 341; D29/110; 351/41, 44, 51-52, 62, 83, 103, 111-121, 158; 2/428, 430, 436-437, 440**

[56] **References Cited**

**U.S. PATENT DOCUMENTS**

D. 176,820	1/1956	Rohrbach .....	D16/315
D. 195,894	8/1963	Petitto .....	D16/326
D. 204,417	4/1966	Shindler .....	D16/326
D. 322,975	1/1992	Bolle .....	D16/314
D. 349,508	8/1994	Conway .....	D16/335

D. 355,429	2/1995	Hirschman .....	D16/335
D. 358,160	5/1995	Conway .....	D16/326
D. 368,732	4/1996	Lei .....	D16/326
4,354,744	10/1982	Bononi .....	351/121
4,934,807	6/1990	Bolle et al. ....	351/44
5,386,254	1/1995	Kahaney .....	351/158

*Primary Examiner*—Raphael Barkai  
*Attorney, Agent, or Firm*—Laurence R. Brown

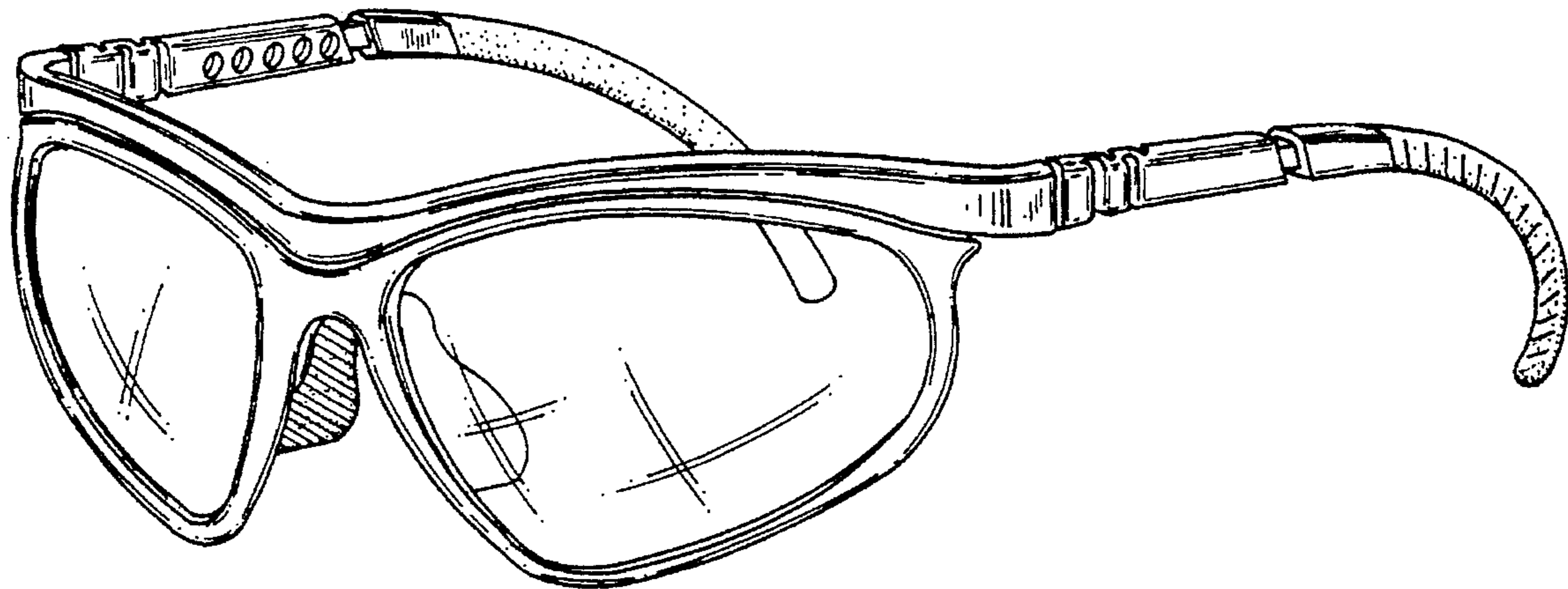
[57] **CLAIM**

The ornamental design for eyeglasses, as shown and described.

**DESCRIPTION**

FIG. 1 is a perspective view of the eyeglasses showing my new design;  
FIG. 2 is a front view;  
FIG. 3 is a rear view;  
FIG. 4 is a left side view, the side opposite being a mirror image;  
FIG. 5 is a top view; and,  
FIG. 6 is a bottom view.

**1 Claim, 2 Drawing Sheets**



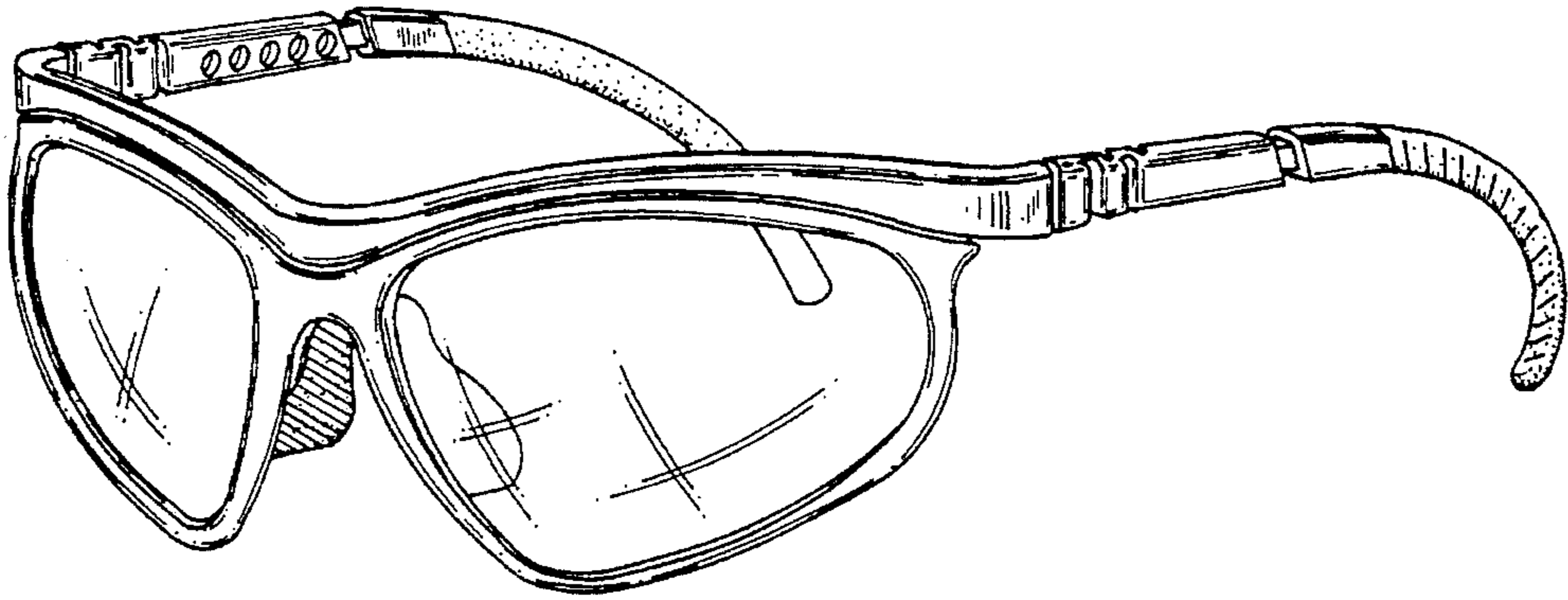


FIG. 1

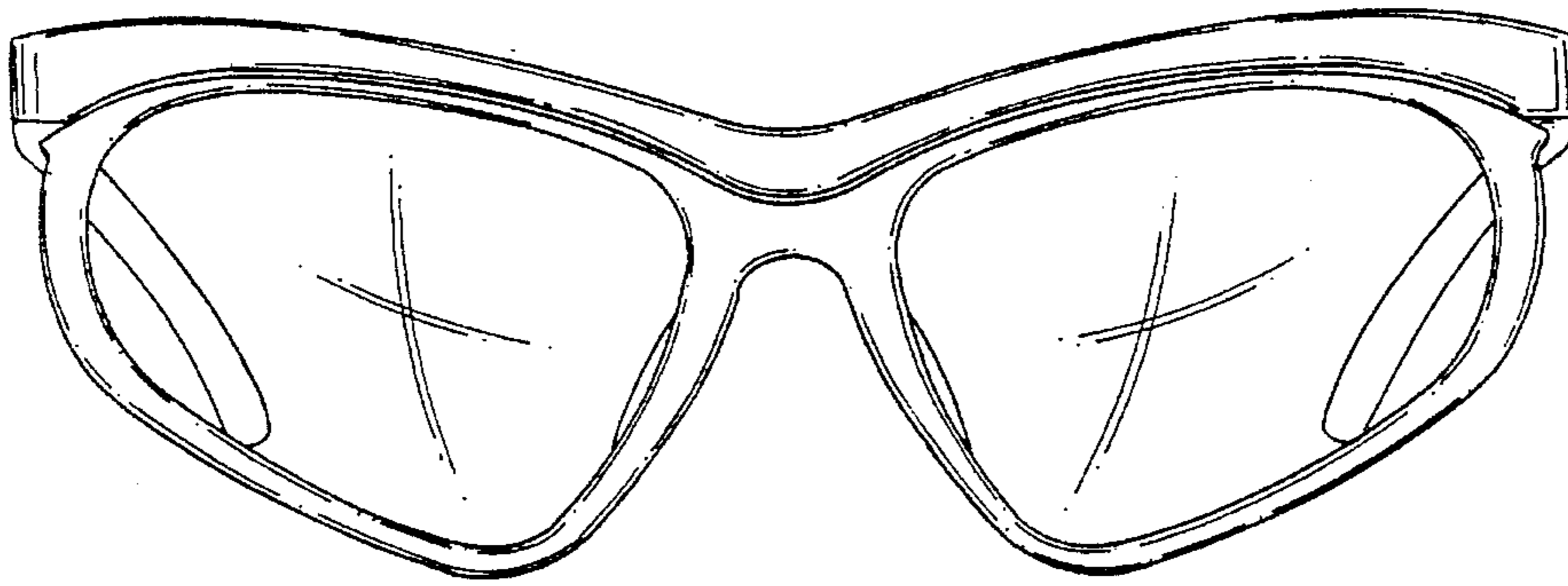


FIG. 2

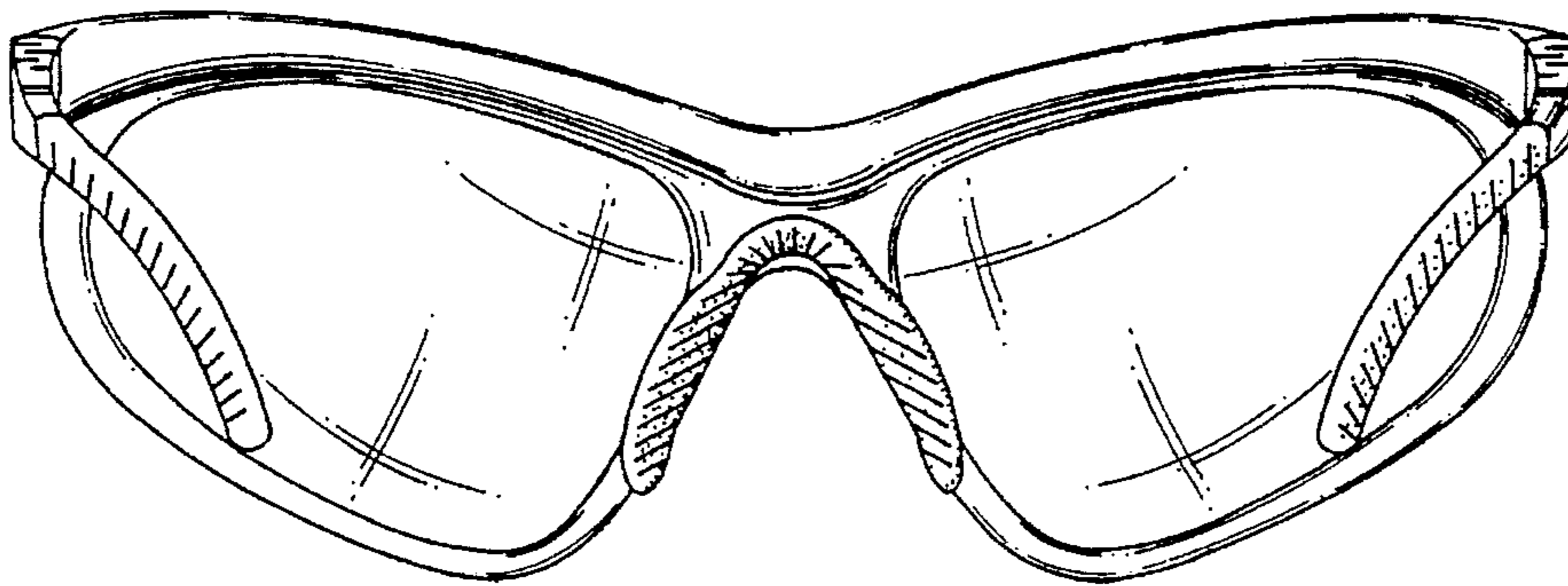


FIG. 3

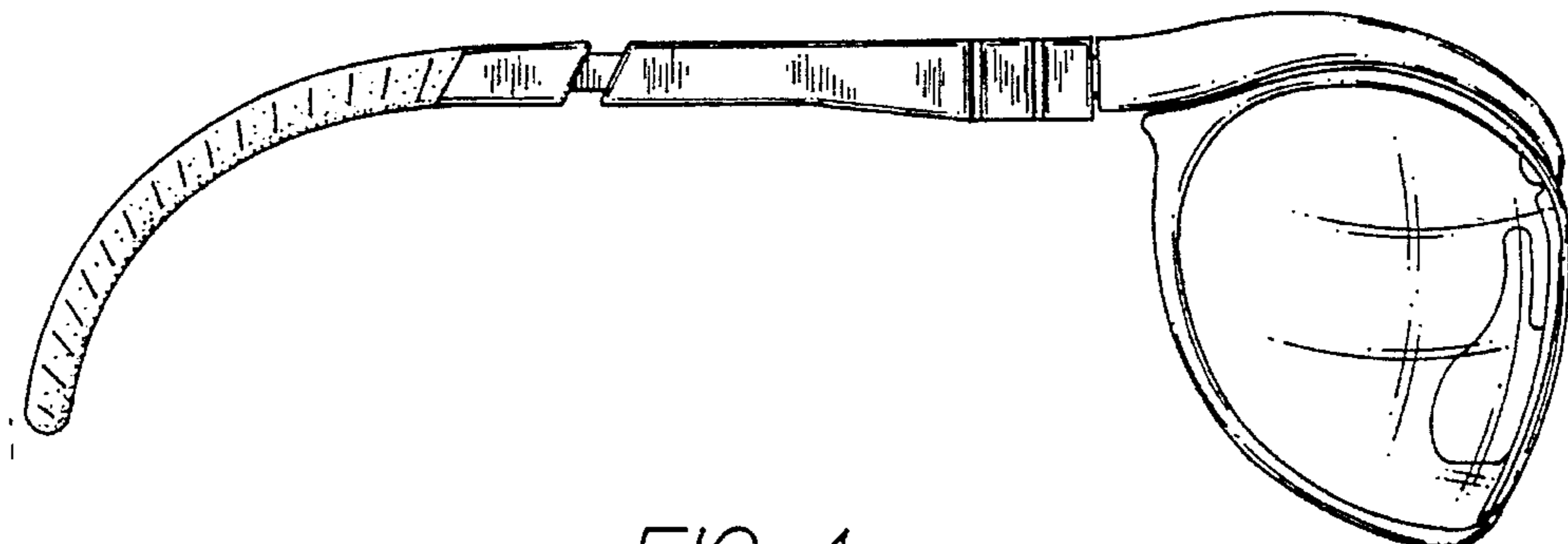


FIG. 4

